

**STATEMENT OF VOTES CAST BY PRECINCT
2024 PRESIDENTIAL PRIMARY ELECTION
PLACER COUNTY
MARCH 5, 2024**

Precinct	Registered Voters	Cards Cast	Voters Cast	% Turnout
County				
Placer County				
0131101				
Vote Center	1,640	53	53	3.23%
Vote by Mail	1,640	763	763	46.52%
Remote	1,640	0	0	0.00%
Total	1,640	816	816	49.76%
0151105				
Vote Center	1,643	62	62	3.77%
Vote by Mail	1,643	639	639	38.89%
Remote	1,643	0	0	0.00%
Total	1,643	701	701	42.67%
0151107				
Vote Center	2,170	101	101	4.65%
Vote by Mail	2,170	947	947	43.64%
Remote	2,170	0	0	0.00%
Total	2,170	1,048	1,048	48.29%
0157201				
Vote Center	1,812	71	71	3.92%
Vote by Mail	1,812	594	594	32.78%
Remote	1,812	0	0	0.00%
Total	1,812	665	665	36.70%
0157205				
Vote Center	2,171	109	109	5.02%
Vote by Mail	2,171	898	898	41.36%
Remote	2,171	0	0	0.00%
Total	2,171	1,007	1,007	46.38%

Precinct	Registered Voters	Cards Cast	Voters Cast	% Turnout
0157213				
Vote Center	1,252	71	71	5.67%
Vote by Mail	1,252	341	341	27.24%
Remote	1,252	0	0	0.00%
Total	1,252	412	412	32.91%
0157217				
Vote Center	1,705	83	83	4.87%
Vote by Mail	1,705	462	462	27.10%
Remote	1,705	0	0	0.00%
Total	1,705	545	545	31.96%
0157218				
Vote Center	2,680	189	189	7.05%
Vote by Mail	2,680	993	993	37.05%
Remote	2,680	0	0	0.00%
Total	2,680	1,182	1,182	44.10%
0157226				
Vote Center	2,243	143	143	6.38%
Vote by Mail	2,243	714	714	31.83%
Remote	2,243	0	0	0.00%
Total	2,243	857	857	38.21%
0157306				
Vote Center	2,243	119	119	5.31%
Vote by Mail	2,243	1,003	1,003	44.72%
Remote	2,243	0	0	0.00%
Total	2,243	1,122	1,122	50.02%
0157311				
Vote Center	2,180	143	143	6.56%
Vote by Mail	2,180	833	833	38.21%
Remote	2,180	0	0	0.00%
Total	2,180	976	976	44.77%
0157318				
Vote Center	1,936	112	112	5.79%
Vote by Mail	1,936	660	660	34.09%
Remote	1,936	0	0	0.00%
Total	1,936	772	772	39.88%

Precinct	Registered Voters	Cards Cast	Voters Cast	% Turnout
0157396				
Vote Center	1,759	81	81	4.60%
Vote by Mail	1,759	739	739	42.01%
Remote	1,759	0	0	0.00%
Total	1,759	820	820	46.62%
0157401				
Vote Center	2,406	84	84	3.49%
Vote by Mail	2,406	1,804	1,804	74.98%
Remote	2,406	0	0	0.00%
Total	2,406	1,888	1,888	78.47%
0157403				
Vote Center	2,187	110	110	5.03%
Vote by Mail	2,187	929	929	42.48%
Remote	2,187	0	0	0.00%
Total	2,187	1,039	1,039	47.51%
0157405				
Vote Center	2,210	156	156	7.06%
Vote by Mail	2,210	984	984	44.52%
Remote	2,210	0	0	0.00%
Total	2,210	1,140	1,140	51.58%
0157407				
Vote Center	2,991	122	122	4.08%
Vote by Mail	2,991	1,063	1,063	35.54%
Remote	2,991	0	0	0.00%
Total	2,991	1,185	1,185	39.62%
0157408				
Vote Center	1,998	47	47	2.35%
Vote by Mail	1,998	1,211	1,211	60.61%
Remote	1,998	0	0	0.00%
Total	1,998	1,258	1,258	62.96%
0157409				
Vote Center	1,132	36	36	3.18%
Vote by Mail	1,132	874	874	77.21%
Remote	1,132	0	0	0.00%
Total	1,132	910	910	80.39%

Precinct	Registered Voters	Cards Cast	Voters Cast	% Turnout
0157412				
Vote Center	2,538	119	119	4.69%
Vote by Mail	2,538	824	824	32.47%
Remote	2,538	0	0	0.00%
Total	2,538	943	943	37.16%
0157414				
Vote Center	2,793	96	96	3.44%
Vote by Mail	2,793	950	950	34.01%
Remote	2,793	0	0	0.00%
Total	2,793	1,046	1,046	37.45%
0157415				
Vote Center	2,842	154	154	5.42%
Vote by Mail	2,842	1,219	1,219	42.89%
Remote	2,842	0	0	0.00%
Total	2,842	1,373	1,373	48.31%
0157502				
Vote Center	2,638	151	151	5.72%
Vote by Mail	2,638	1,060	1,060	40.18%
Remote	2,638	0	0	0.00%
Total	2,638	1,211	1,211	45.91%
0157503				
Vote Center	2,454	97	97	3.95%
Vote by Mail	2,454	873	873	35.57%
Remote	2,454	0	0	0.00%
Total	2,454	970	970	39.53%
0157506				
Vote Center	2,886	140	140	4.85%
Vote by Mail	2,886	1,064	1,064	36.87%
Remote	2,886	0	0	0.00%
Total	2,886	1,204	1,204	41.72%
0231120				
Vote Center	2,885	212	212	7.35%
Vote by Mail	2,885	1,124	1,124	38.96%
Remote	2,885	0	0	0.00%
Total	2,885	1,336	1,336	46.31%

Precinct	Registered Voters	Cards Cast	Voters Cast	% Turnout
0231147				
Vote Center	1,872	103	103	5.50%
Vote by Mail	1,872	835	835	44.60%
Remote	1,872	0	0	0.00%
Total	1,872	938	938	50.11%
0234104				
Vote Center	127	1	1	0.79%
Vote by Mail	127	19	19	14.96%
Remote	127	0	0	0.00%
Total	127	20	20	15.75%
0251129				
Vote Center	143	6	6	4.20%
Vote by Mail	143	66	66	46.15%
Remote	143	0	0	0.00%
Total	143	72	72	50.35%
0251167				
Vote Center	760	41	41	5.39%
Vote by Mail	760	387	387	50.92%
Remote	760	0	0	0.00%
Total	760	428	428	56.32%
0251250				
Vote Center				
Vote by Mail				
Remote				
Total				
0254000				
Vote Center				
Vote by Mail				
Remote				
Total				
0254101				
Vote Center	1,775	87	87	4.90%
Vote by Mail	1,775	605	605	34.08%
Remote	1,775	0	0	0.00%
Total	1,775	692	692	38.99%

Precinct	Registered Voters	Cards Cast	Voters Cast	% Turnout
0254103				
Vote Center	1,438	57	57	3.96%
Vote by Mail	1,438	523	523	36.37%
Remote	1,438	0	0	0.00%
Total	1,438	580	580	40.33%
0254194				
Vote Center	1,947	99	99	5.08%
Vote by Mail	1,947	723	723	37.13%
Remote	1,947	0	0	0.00%
Total	1,947	822	822	42.22%
0254195				
Vote Center	910	41	41	4.51%
Vote by Mail	910	348	348	38.24%
Remote	910	0	0	0.00%
Total	910	389	389	42.75%
0254198				
Vote Center	908	49	49	5.40%
Vote by Mail	908	259	259	28.52%
Remote	908	0	0	0.00%
Total	908	308	308	33.92%
0254203				
Vote Center	2,127	95	95	4.47%
Vote by Mail	2,127	571	571	26.85%
Remote	2,127	0	0	0.00%
Total	2,127	666	666	31.31%
0254294				
Vote Center	620	32	32	5.16%
Vote by Mail	620	249	249	40.16%
Remote	620	0	0	0.00%
Total	620	281	281	45.32%
0254297				
Vote Center	2,654	160	160	6.03%
Vote by Mail	2,654	790	790	29.77%
Remote	2,654	0	0	0.00%
Total	2,654	950	950	35.80%

Precinct	Registered Voters	Cards Cast	Voters Cast	% Turnout
0254301				
Vote Center	1,401	54	54	3.85%
Vote by Mail	1,401	412	412	29.41%
Remote	1,401	0	0	0.00%
Total	1,401	466	466	33.26%
0254304				
Vote Center	1,841	70	70	3.80%
Vote by Mail	1,841	618	618	33.57%
Remote	1,841	0	0	0.00%
Total	1,841	688	688	37.37%
0254306				
Vote Center	1,643	50	50	3.04%
Vote by Mail	1,643	665	665	40.47%
Remote	1,643	0	0	0.00%
Total	1,643	715	715	43.52%
0254307				
Vote Center	1,793	78	78	4.35%
Vote by Mail	1,793	617	617	34.41%
Remote	1,793	0	0	0.00%
Total	1,793	695	695	38.76%
0254401				
Vote Center	2,932	139	139	4.74%
Vote by Mail	2,932	2,279	2,279	77.73%
Remote	2,932	0	0	0.00%
Total	2,932	2,418	2,418	82.47%
0254404				
Vote Center	2,595	136	136	5.24%
Vote by Mail	2,595	1,976	1,976	76.15%
Remote	2,595	0	0	0.00%
Total	2,595	2,112	2,112	81.39%
0254409				
Vote Center	1,748	126	126	7.21%
Vote by Mail	1,748	1,306	1,306	74.71%
Remote	1,748	0	0	0.00%
Total	1,748	1,432	1,432	81.92%

Precinct	Registered Voters	Cards Cast	Voters Cast	% Turnout
0254495				
Vote Center	1,374	70	70	5.09%
Vote by Mail	1,374	1,048	1,048	76.27%
Remote	1,374	0	0	0.00%
Total	1,374	1,118	1,118	81.37%
0254497				
Vote Center	433	30	30	6.93%
Vote by Mail	433	326	326	75.29%
Remote	433	0	0	0.00%
Total	433	356	356	82.22%
0254498				
Vote Center	586	23	23	3.92%
Vote by Mail	586	355	355	60.58%
Remote	586	0	0	0.00%
Total	586	378	378	64.51%
0254501				
Vote Center	1,598	81	81	5.07%
Vote by Mail	1,598	562	562	35.17%
Remote	1,598	0	0	0.00%
Total	1,598	643	643	40.24%
0254503				
Vote Center	2,757	108	108	3.92%
Vote by Mail	2,757	1,543	1,543	55.97%
Remote	2,757	0	0	0.00%
Total	2,757	1,651	1,651	59.88%
0254504				
Vote Center	2,163	80	80	3.70%
Vote by Mail	2,163	995	995	46.00%
Remote	2,163	0	0	0.00%
Total	2,163	1,075	1,075	49.70%
0254507				
Vote Center	1,866	65	65	3.48%
Vote by Mail	1,866	470	470	25.19%
Remote	1,866	0	0	0.00%
Total	1,866	535	535	28.67%

Precinct	Registered Voters	Cards Cast	Voters Cast	% Turnout
0254598				
Vote Center	111	3	3	2.70%
Vote by Mail	111	90	90	81.08%
Remote	111	0	0	0.00%
Total	111	93	93	83.78%
0254599				
Vote Center	219	1	1	0.46%
Vote by Mail	219	72	72	32.88%
Remote	219	0	0	0.00%
Total	219	73	73	33.33%
0257501				
Vote Center	2,475	71	71	2.87%
Vote by Mail	2,475	730	730	29.49%
Remote	2,475	0	0	0.00%
Total	2,475	801	801	32.36%
0257511				
Vote Center	2,674	137	137	5.12%
Vote by Mail	2,674	1,437	1,437	53.74%
Remote	2,674	0	0	0.00%
Total	2,674	1,574	1,574	58.86%
0257513				
Vote Center	2,577	118	118	4.58%
Vote by Mail	2,577	1,131	1,131	43.89%
Remote	2,577	0	0	0.00%
Total	2,577	1,249	1,249	48.47%
0257514				
Vote Center	1,545	65	65	4.21%
Vote by Mail	1,545	469	469	30.36%
Remote	1,545	0	0	0.00%
Total	1,545	534	534	34.56%
0257515				
Vote Center	2,989	190	190	6.36%
Vote by Mail	2,989	1,039	1,039	34.76%
Remote	2,989	0	0	0.00%
Total	2,989	1,229	1,229	41.12%

Precinct	Registered Voters	Cards Cast	Voters Cast	% Turnout
0257517				
Vote Center	2,625	122	122	4.65%
Vote by Mail	2,625	860	860	32.76%
Remote	2,625	0	0	0.00%
Total	2,625	982	982	37.41%
0257527				
Vote Center	1,937	85	85	4.39%
Vote by Mail	1,937	586	586	30.25%
Remote	1,937	0	0	0.00%
Total	1,937	671	671	34.64%
0257528				
Vote Center	2,946	139	139	4.72%
Vote by Mail	2,946	862	862	29.26%
Remote	2,946	0	0	0.00%
Total	2,946	1,001	1,001	33.98%
0257599				
Vote Center				
Vote by Mail				
Remote				
Total				
0351144				
Vote Center	169	3	3	1.78%
Vote by Mail	169	83	83	49.11%
Remote	169	0	0	0.00%
Total	169	86	86	50.89%
0351219				
Vote Center	1,760	111	111	6.31%
Vote by Mail	1,760	873	873	49.60%
Remote	1,760	0	0	0.00%
Total	1,760	984	984	55.91%
0351286				
Vote Center				
Vote by Mail				
Remote				
Total				

Precinct	Registered Voters	Cards Cast	Voters Cast	% Turnout
0351320				
Vote Center	1,982	93	93	4.69%
Vote by Mail	1,982	924	924	46.62%
Remote	1,982	0	0	0.00%
Total	1,982	1,017	1,017	51.31%
0351416				
Vote Center	42	0	0	0.00%
Vote by Mail	42	19	19	45.24%
Remote	42	0	0	0.00%
Total	42	19	19	45.24%
0355001				
Vote Center	2,721	226	226	8.31%
Vote by Mail	2,721	1,158	1,158	42.56%
Remote	2,721	0	0	0.00%
Total	2,721	1,384	1,384	50.86%
0355008				
Vote Center	2,205	177	177	8.03%
Vote by Mail	2,205	992	992	44.99%
Remote	2,205	0	0	0.00%
Total	2,205	1,169	1,169	53.02%
0356001				
Vote Center	2,109	123	123	5.83%
Vote by Mail	2,109	693	693	32.86%
Remote	2,109	0	0	0.00%
Total	2,109	816	816	38.69%
0356004				
Vote Center	2,283	139	139	6.09%
Vote by Mail	2,283	917	917	40.17%
Remote	2,283	0	0	0.00%
Total	2,283	1,056	1,056	46.25%
0356006				
Vote Center	1,482	87	87	5.87%
Vote by Mail	1,482	675	675	45.55%
Remote	1,482	0	0	0.00%
Total	1,482	762	762	51.42%

Precinct	Registered Voters	Cards Cast	Voters Cast	% Turnout
0356009				
Vote Center	2,390	129	129	5.40%
Vote by Mail	2,390	894	894	37.41%
Remote	2,390	0	0	0.00%
Total	2,390	1,023	1,023	42.80%
0356013				
Vote Center	2,875	114	114	3.97%
Vote by Mail	2,875	1,026	1,026	35.69%
Remote	2,875	0	0	0.00%
Total	2,875	1,140	1,140	39.65%
0356015				
Vote Center	2,780	239	239	8.60%
Vote by Mail	2,780	1,115	1,115	40.11%
Remote	2,780	0	0	0.00%
Total	2,780	1,354	1,354	48.71%
0356017				
Vote Center	2,944	184	184	6.25%
Vote by Mail	2,944	1,246	1,246	42.32%
Remote	2,944	0	0	0.00%
Total	2,944	1,430	1,430	48.57%
0356018				
Vote Center	2,800	135	135	4.82%
Vote by Mail	2,800	1,013	1,013	36.18%
Remote	2,800	0	0	0.00%
Total	2,800	1,148	1,148	41.00%
0356019				
Vote Center	2,240	107	107	4.78%
Vote by Mail	2,240	760	760	33.93%
Remote	2,240	0	0	0.00%
Total	2,240	867	867	38.71%
0356021				
Vote Center	1,995	96	96	4.81%
Vote by Mail	1,995	655	655	32.83%
Remote	1,995	0	0	0.00%
Total	1,995	751	751	37.64%

Precinct	Registered Voters	Cards Cast	Voters Cast	% Turnout
0356029				
Vote Center	762	30	30	3.94%
Vote by Mail	762	312	312	40.94%
Remote	762	0	0	0.00%
Total	762	342	342	44.88%
0356032				
Vote Center	872	55	55	6.31%
Vote by Mail	872	454	454	52.06%
Remote	872	0	0	0.00%
Total	872	509	509	58.37%
0356033				
Vote Center	954	62	62	6.50%
Vote by Mail	954	477	477	50.00%
Remote	954	0	0	0.00%
Total	954	539	539	56.50%
0356034				
Vote Center	2,535	133	133	5.25%
Vote by Mail	2,535	1,033	1,033	40.75%
Remote	2,535	0	0	0.00%
Total	2,535	1,166	1,166	46.00%
0356037				
Vote Center	1,861	83	83	4.46%
Vote by Mail	1,861	624	624	33.53%
Remote	1,861	0	0	0.00%
Total	1,861	707	707	37.99%
0356038				
Vote Center	2,711	119	119	4.39%
Vote by Mail	2,711	1,022	1,022	37.70%
Remote	2,711	0	0	0.00%
Total	2,711	1,141	1,141	42.09%
0356040				
Vote Center	2,636	132	132	5.01%
Vote by Mail	2,636	1,194	1,194	45.30%
Remote	2,636	0	0	0.00%
Total	2,636	1,326	1,326	50.30%

Precinct	Registered Voters	Cards Cast	Voters Cast	% Turnout
0356043				
Vote Center	2,940	171	171	5.82%
Vote by Mail	2,940	1,491	1,491	50.71%
Remote	2,940	0	0	0.00%
Total	2,940	1,662	1,662	56.53%
0356047				
Vote Center	1,252	90	90	7.19%
Vote by Mail	1,252	521	521	41.61%
Remote	1,252	0	0	0.00%
Total	1,252	611	611	48.80%
0356048				
Vote Center	2,183	68	68	3.11%
Vote by Mail	2,183	877	877	40.17%
Remote	2,183	0	0	0.00%
Total	2,183	945	945	43.29%
0356049				
Vote Center	2,246	91	91	4.05%
Vote by Mail	2,246	786	786	35.00%
Remote	2,246	0	0	0.00%
Total	2,246	877	877	39.05%
0356050				
Vote Center	1,314	80	80	6.09%
Vote by Mail	1,314	412	412	31.35%
Remote	1,314	0	0	0.00%
Total	1,314	492	492	37.44%
0356052				
Vote Center				
Vote by Mail				
Remote				
Total				
0356058				
Vote Center	61	2	2	3.28%
Vote by Mail	61	28	28	45.90%
Remote	61	0	0	0.00%
Total	61	30	30	49.18%

Precinct	Registered Voters	Cards Cast	Voters Cast	% Turnout
0451110				
Vote Center	431	28	28	6.50%
Vote by Mail	431	175	175	40.60%
Remote	431	0	0	0.00%
Total	431	203	203	47.10%
0451114				
Vote Center				
Vote by Mail				
Remote				
Total				
0451116				
Vote Center	677	30	30	4.43%
Vote by Mail	677	330	330	48.74%
Remote	677	0	0	0.00%
Total	677	360	360	53.18%
0451201				
Vote Center	2,924	217	217	7.42%
Vote by Mail	2,924	1,384	1,384	47.33%
Remote	2,924	0	0	0.00%
Total	2,924	1,601	1,601	54.75%
0451205				
Vote Center	2,371	210	210	8.86%
Vote by Mail	2,371	1,052	1,052	44.37%
Remote	2,371	0	0	0.00%
Total	2,371	1,262	1,262	53.23%
0451207				
Vote Center	2,676	222	222	8.30%
Vote by Mail	2,676	1,167	1,167	43.61%
Remote	2,676	0	0	0.00%
Total	2,676	1,389	1,389	51.91%
0451209				
Vote Center	2,563	225	225	8.78%
Vote by Mail	2,563	1,155	1,155	45.06%
Remote	2,563	0	0	0.00%
Total	2,563	1,380	1,380	53.84%

Precinct	Registered Voters	Cards Cast	Voters Cast	% Turnout
0451301				
Vote Center				
Vote by Mail				
Remote				
Total				
0451302				
Vote Center	2,502	208	208	8.31%
Vote by Mail	2,502	1,212	1,212	48.44%
Remote	2,502	0	0	0.00%
Total	2,502	1,420	1,420	56.75%
0451310				
Vote Center	2,976	213	213	7.16%
Vote by Mail	2,976	1,335	1,335	44.86%
Remote	2,976	0	0	0.00%
Total	2,976	1,548	1,548	52.02%
0451317				
Vote Center	1,938	104	104	5.37%
Vote by Mail	1,938	983	983	50.72%
Remote	1,938	0	0	0.00%
Total	1,938	1,087	1,087	56.09%
0451401				
Vote Center	3,400	196	196	5.76%
Vote by Mail	3,400	1,755	1,755	51.62%
Remote	3,400	0	0	0.00%
Total	3,400	1,951	1,951	57.38%
0457000				
Vote Center				
Vote by Mail				
Remote				
Total				
0457102				
Vote Center	1,582	102	102	6.45%
Vote by Mail	1,582	777	777	49.12%
Remote	1,582	0	0	0.00%
Total	1,582	879	879	55.56%

Precinct	Registered Voters	Cards Cast	Voters Cast	% Turnout
0457109				
Vote Center	2,728	200	200	7.33%
Vote by Mail	2,728	1,158	1,158	42.45%
Remote	2,728	0	0	0.00%
Total	2,728	1,358	1,358	49.78%
0457113				
Vote Center	1,410	112	112	7.94%
Vote by Mail	1,410	649	649	46.03%
Remote	1,410	0	0	0.00%
Total	1,410	761	761	53.97%
0457114				
Vote Center	2,542	139	139	5.47%
Vote by Mail	2,542	1,187	1,187	46.70%
Remote	2,542	0	0	0.00%
Total	2,542	1,326	1,326	52.16%
0457117				
Vote Center	1,850	100	100	5.41%
Vote by Mail	1,850	957	957	51.73%
Remote	1,850	0	0	0.00%
Total	1,850	1,057	1,057	57.14%
0457119				
Vote Center	1,121	57	57	5.08%
Vote by Mail	1,121	291	291	25.96%
Remote	1,121	0	0	0.00%
Total	1,121	348	348	31.04%
0457122				
Vote Center	2,846	122	122	4.29%
Vote by Mail	2,846	1,074	1,074	37.74%
Remote	2,846	0	0	0.00%
Total	2,846	1,196	1,196	42.02%
0457187				
Vote Center	2,922	126	126	4.31%
Vote by Mail	2,922	1,065	1,065	36.45%
Remote	2,922	0	0	0.00%
Total	2,922	1,191	1,191	40.76%

Precinct	Registered Voters	Cards Cast	Voters Cast	% Turnout
0457189				
Vote Center	2,336	104	104	4.45%
Vote by Mail	2,336	887	887	37.97%
Remote	2,336	0	0	0.00%
Total	2,336	991	991	42.42%
0457192				
Vote Center	1,815	132	132	7.27%
Vote by Mail	1,815	825	825	45.45%
Remote	1,815	0	0	0.00%
Total	1,815	957	957	52.73%
0457195				
Vote Center	550	32	32	5.82%
Vote by Mail	550	244	244	44.36%
Remote	550	0	0	0.00%
Total	550	276	276	50.18%
0457197				
Vote Center	59	7	7	11.86%
Vote by Mail	59	26	26	44.07%
Remote	59	0	0	0.00%
Total	59	33	33	55.93%
0457203				
Vote Center	2,355	141	141	5.99%
Vote by Mail	2,355	857	857	36.39%
Remote	2,355	0	0	0.00%
Total	2,355	998	998	42.38%
0457211				
Vote Center	1,350	72	72	5.33%
Vote by Mail	1,350	519	519	38.44%
Remote	1,350	0	0	0.00%
Total	1,350	591	591	43.78%
0457313				
Vote Center	2,235	79	79	3.53%
Vote by Mail	2,235	736	736	32.93%
Remote	2,235	0	0	0.00%
Total	2,235	815	815	36.47%

Precinct	Registered Voters	Cards Cast	Voters Cast	% Turnout
0457315				
Vote Center	2,637	149	149	5.65%
Vote by Mail	2,637	925	925	35.08%
Remote	2,637	0	0	0.00%
Total	2,637	1,074	1,074	40.73%
0457399				
Vote Center	557	18	18	3.23%
Vote by Mail	557	283	283	50.81%
Remote	557	0	0	0.00%
Total	557	301	301	54.04%
0511258				
Vote Center	2,900	165	165	5.69%
Vote by Mail	2,900	1,401	1,401	48.31%
Remote	2,900	0	0	0.00%
Total	2,900	1,566	1,566	54.00%
0511579				
Vote Center	1,905	101	101	5.30%
Vote by Mail	1,905	890	890	46.72%
Remote	1,905	0	0	0.00%
Total	1,905	991	991	52.02%
0511601				
Vote Center	2,153	187	187	8.69%
Vote by Mail	2,153	936	936	43.47%
Remote	2,153	0	0	0.00%
Total	2,153	1,123	1,123	52.16%
0511605				
Vote Center	2,404	251	251	10.44%
Vote by Mail	2,404	1,013	1,013	42.14%
Remote	2,404	0	0	0.00%
Total	2,404	1,264	1,264	52.58%
0511611				
Vote Center	2,518	111	111	4.41%
Vote by Mail	2,518	1,047	1,047	41.58%
Remote	2,518	0	0	0.00%
Total	2,518	1,158	1,158	45.99%

Precinct	Registered Voters	Cards Cast	Voters Cast	% Turnout
0511618				
Vote Center	2,723	224	224	8.23%
Vote by Mail	2,723	1,128	1,128	41.42%
Remote	2,723	0	0	0.00%
Total	2,723	1,352	1,352	49.65%
0511702				
Vote Center	91	5	5	5.49%
Vote by Mail	91	35	35	38.46%
Remote	91	0	0	0.00%
Total	91	40	40	43.96%
0511926				
Vote Center	2,687	182	182	6.77%
Vote by Mail	2,687	1,054	1,054	39.23%
Remote	2,687	0	0	0.00%
Total	2,687	1,236	1,236	46.00%
0511951				
Vote Center	2,028	143	143	7.05%
Vote by Mail	2,028	629	629	31.02%
Remote	2,028	0	0	0.00%
Total	2,028	772	772	38.07%
0511956				
Vote Center	625	6	6	0.96%
Vote by Mail	625	246	246	39.36%
Remote	625	0	0	0.00%
Total	625	252	252	40.32%
0511965				
Vote Center	671	13	13	1.94%
Vote by Mail	671	319	319	47.54%
Remote	671	0	0	0.00%
Total	671	332	332	49.48%
0513001				
Vote Center	1,161	76	76	6.55%
Vote by Mail	1,161	438	438	37.73%
Remote	1,161	0	0	0.00%
Total	1,161	514	514	44.27%

Precinct	Registered Voters	Cards Cast	Voters Cast	% Turnout
0513002				
Vote Center	[REDACTED]			
Vote by Mail				
Remote				
Total				
0513003				
Vote Center	[REDACTED]			
Vote by Mail				
Remote				
Total				
0551241				
Vote Center	[REDACTED]			
Vote by Mail				
Remote				
Total				
0551251				
Vote Center	154	5	5	3.25%
Vote by Mail	154	81	81	52.60%
Remote	154	0	0	0.00%
Total	154	86	86	55.84%
0551267				
Vote Center	[REDACTED]			
Vote by Mail				
Remote				
Total				
0551301				
Vote Center	2,483	121	121	4.87%
Vote by Mail	2,483	1,377	1,377	55.46%
Remote	2,483	0	0	0.00%
Total	2,483	1,498	1,498	60.33%
0551341				
Vote Center	2,865	135	135	4.71%
Vote by Mail	2,865	1,459	1,459	50.92%
Remote	2,865	0	0	0.00%
Total	2,865	1,594	1,594	55.64%

Precinct	Registered Voters	Cards Cast	Voters Cast	% Turnout
0551347				
Vote Center				
Vote by Mail				
Remote				
Total				
0551375				
Vote Center	124	7	7	5.65%
Vote by Mail	124	68	68	54.84%
Remote	124	0	0	0.00%
Total	124	75	75	60.48%
0551382				
Vote Center	2,924	129	129	4.41%
Vote by Mail	2,924	1,292	1,292	44.19%
Remote	2,924	0	0	0.00%
Total	2,924	1,421	1,421	48.60%
0551418				
Vote Center	129	10	10	7.75%
Vote by Mail	129	63	63	48.84%
Remote	129	0	0	0.00%
Total	129	73	73	56.59%
0551429				
Vote Center	244	6	6	2.46%
Vote by Mail	244	119	119	48.77%
Remote	244	0	0	0.00%
Total	244	125	125	51.23%
0551473				
Vote Center	408	19	19	4.66%
Vote by Mail	408	202	202	49.51%
Remote	408	0	0	0.00%
Total	408	221	221	54.17%
0551476				
Vote Center	1,303	57	57	4.37%
Vote by Mail	1,303	704	704	54.03%
Remote	1,303	0	0	0.00%
Total	1,303	761	761	58.40%

Precinct	Registered Voters	Cards Cast	Voters Cast	% Turnout
0551501				
Vote Center	356	10	10	2.81%
Vote by Mail	356	195	195	54.78%
Remote	356	0	0	0.00%
Total	356	205	205	57.58%
0551503				
Vote Center				
Vote by Mail				
Remote				
Total				
0551504				
Vote Center	1,887	91	91	4.82%
Vote by Mail	1,887	882	882	46.74%
Remote	1,887	0	0	0.00%
Total	1,887	973	973	51.56%
0551507				
Vote Center	3,735	173	173	4.63%
Vote by Mail	3,735	1,896	1,896	50.76%
Remote	3,735	0	0	0.00%
Total	3,735	2,069	2,069	55.39%
0551537				
Vote Center	2,885	135	135	4.68%
Vote by Mail	2,885	1,616	1,616	56.01%
Remote	2,885	0	0	0.00%
Total	2,885	1,751	1,751	60.69%
0551553				
Vote Center	2,863	249	249	8.70%
Vote by Mail	2,863	1,396	1,396	48.76%
Remote	2,863	0	0	0.00%
Total	2,863	1,645	1,645	57.46%
0551564				
Vote Center	276	14	14	5.07%
Vote by Mail	276	138	138	50.00%
Remote	276	0	0	0.00%
Total	276	152	152	55.07%

Precinct	Registered Voters	Cards Cast	Voters Cast	% Turnout
0551574				
Vote Center	582	49	49	8.42%
Vote by Mail	582	280	280	48.11%
Remote	582	0	0	0.00%
Total	582	329	329	56.53%
0551585				
Vote Center	247	20	20	8.10%
Vote by Mail	247	131	131	53.04%
Remote	247	0	0	0.00%
Total	247	151	151	61.13%
0551591				
Vote Center	24	3	3	12.50%
Vote by Mail	24	12	12	50.00%
Remote	24	0	0	0.00%
Total	24	15	15	62.50%
0552001				
Vote Center	1,647	75	75	4.55%
Vote by Mail	1,647	1,004	1,004	60.96%
Remote	1,647	0	0	0.00%
Total	1,647	1,079	1,079	65.51%
0552003				
Vote Center	1,707	104	104	6.09%
Vote by Mail	1,707	908	908	53.19%
Remote	1,707	0	0	0.00%
Total	1,707	1,012	1,012	59.29%
0552005				
Vote Center	2,787	142	142	5.10%
Vote by Mail	2,787	1,262	1,262	45.28%
Remote	2,787	0	0	0.00%
Total	2,787	1,404	1,404	50.38%
0552012				
Vote Center	2,697	132	132	4.89%
Vote by Mail	2,697	1,173	1,173	43.49%
Remote	2,697	0	0	0.00%
Total	2,697	1,305	1,305	48.39%

Precinct	Registered Voters	Cards Cast	Voters Cast	% Turnout
0552019				
Vote Center	567	21	21	3.70%
Vote by Mail	567	296	296	52.20%
Remote	567	0	0	0.00%
Total	567	317	317	55.91%
0552020				
Vote Center	352	17	17	4.83%
Vote by Mail	352	194	194	55.11%
Remote	352	0	0	0.00%
Total	352	211	211	59.94%
0552023				
Vote Center				
Vote by Mail				
Remote				
Total				
0552028				
Vote Center				
Vote by Mail				
Remote				
Total				
Placer County - Total	281,148	135,869	135,869	48.33%
Cumulative				
Cumulative				
Vote Center	0	0	0	N/A
Vote by Mail	0	0	0	N/A
Remote	0	0	0	N/A
Total	0	0	0	N/A
Cumulative - Total	0	0	0	N/A
County - Total	281,148	135,869	135,869	48.33%
Vote Center	281,148	15,295	15,295	5.44%
Vote by Mail	281,148	120,574	120,574	42.89%
Remote	281,148	0	0	0.00%

President DEM (Vote for 1)

DEM **** - Insufficient Turnout to Protect Voter Privacy

Precinct		Times Cast	Registered Voters
County			
Placer County			
0131101			
Vote Center		14	597
Vote by Mail		336	597
Remote		0	597
Total		350	597
0151105			
Vote Center		8	588
Vote by Mail		253	588
Remote		0	588
Total		261	588
0151107			
Vote Center		14	645
Vote by Mail		324	645
Remote		0	645
Total		338	645
0157201			
Vote Center		12	596
Vote by Mail		240	596
Remote		0	596
Total		252	596
0157205			
Vote Center		28	664
Vote by Mail		319	664
Remote		0	664
Total		347	664

Precinct		STEPHEN P LYONS (DEM)		EBAN CAMBRIDGE (DEM)	
County					
Placer County					
0131101					
Vote Center		0	0.00%	0	0.00%
Vote by Mail		2	0.60%	0	0.00%
Remote		0		0	
Total		2	0.57%	0	0.00%
0151105					
Vote Center		****	****	****	****
Vote by Mail		1	0.40%	0	0.00%
Remote		0		0	
Total		1	0.38%	0	0.00%
0151107					
Vote Center		0	0.00%	0	0.00%
Vote by Mail		1	0.31%	0	0.00%
Remote		0		0	
Total		1	0.30%	0	0.00%
0157201					
Vote Center		0	0.00%	0	0.00%
Vote by Mail		2	0.83%	0	0.00%
Remote		0		0	
Total		2	0.79%	0	0.00%
0157205					
Vote Center		0	0.00%	0	0.00%
Vote by Mail		5	1.57%	1	0.31%
Remote		0		0	
Total		5	1.44%	1	0.29%

Precinct	GABRIEL CORNEJO (DEM)		PRESIDENT R BODDIE (DEM)		JOSEPH R BIDEN JR (DEM)		MARIANNE WILLIAMSON (DEM)		DEAN PHILLIPS (DEM)		ARMANDO "MANDO" PEREZ-SERRATO (DEM)		Total Votes
County													
Placer County													
0131101													
Vote Center	0	0.00%	0	0.00%	12	85.71%	0	0.00%	0	0.00%	0	0.00%	12
Vote by Mail	1	0.30%	2	0.60%	300	89.29%	6	1.79%	8	2.38%	1	0.30%	320
Remote	0		0		0		0		0		0		0
Total	1	0.29%	2	0.57%	312	89.14%	6	1.71%	8	2.29%	1	0.29%	332
0151105													
Vote Center	****	****	****	****	****	****	****	****	****	****	****	****	****
Vote by Mail	0	0.00%	1	0.40%	216	85.38%	7	2.77%	4	1.58%	1	0.40%	230
Remote	0		0		0		0		0		0		0
Total	0	0.00%	1	0.38%	221	84.67%	10	3.83%	4	1.53%	1	0.38%	238
0151107													
Vote Center	0	0.00%	0	0.00%	9	64.29%	1	7.14%	2	14.29%	0	0.00%	12
Vote by Mail	0	0.00%	1	0.31%	280	86.42%	9	2.78%	9	2.78%	0	0.00%	300
Remote	0		0		0		0		0		0		0
Total	0	0.00%	1	0.30%	289	85.50%	10	2.96%	11	3.25%	0	0.00%	312
0157201													
Vote Center	0	0.00%	0	0.00%	9	75.00%	0	0.00%	1	8.33%	0	0.00%	10
Vote by Mail	0	0.00%	1	0.42%	188	78.33%	17	7.08%	8	3.33%	0	0.00%	216
Remote	0		0		0		0		0		0		0
Total	0	0.00%	1	0.40%	197	78.17%	17	6.75%	9	3.57%	0	0.00%	226
0157205													
Vote Center	0	0.00%	0	0.00%	18	64.29%	0	0.00%	0	0.00%	0	0.00%	18
Vote by Mail	0	0.00%	2	0.63%	269	84.33%	10	3.13%	8	2.51%	0	0.00%	295
Remote	0		0		0		0		0		0		0
Total	0	0.00%	2	0.58%	287	82.71%	10	2.88%	8	2.31%	0	0.00%	313

Precinct	Times Cast	Registered Voters
0157213		
Vote Center	19	436
Vote by Mail	167	436
Remote	0	436
Total	186	436
0157217		
Vote Center	24	613
Vote by Mail	213	613
Remote	0	613
Total	237	613
0157218		
Vote Center	51	908
Vote by Mail	440	908
Remote	0	908
Total	491	908
0157226		
Vote Center	31	731
Vote by Mail	280	731
Remote	0	731
Total	311	731
0157306		
Vote Center	30	756
Vote by Mail	400	756
Remote	0	756
Total	430	756
0157311		
Vote Center	39	717
Vote by Mail	333	717
Remote	0	717
Total	372	717

Precinct	STEPHEN P LYONS (DEM)		EBAN CAMBRIDGE (DEM)	
0157213				
Vote Center	0	0.00%	0	0.00%
Vote by Mail	0	0.00%	1	0.60%
Remote	0		0	
Total	0	0.00%	1	0.54%
0157217				
Vote Center	0	0.00%	0	0.00%
Vote by Mail	1	0.47%	1	0.47%
Remote	0		0	
Total	1	0.42%	1	0.42%
0157218				
Vote Center	0	0.00%	0	0.00%
Vote by Mail	2	0.45%	3	0.68%
Remote	0		0	
Total	2	0.41%	3	0.61%
0157226				
Vote Center	1	3.23%	0	0.00%
Vote by Mail	2	0.71%	1	0.36%
Remote	0		0	
Total	3	0.96%	1	0.32%
0157306				
Vote Center	0	0.00%	1	3.33%
Vote by Mail	3	0.75%	1	0.25%
Remote	0		0	
Total	3	0.70%	2	0.47%
0157311				
Vote Center	0	0.00%	0	0.00%
Vote by Mail	3	0.90%	2	0.60%
Remote	0		0	
Total	3	0.81%	2	0.54%

Precinct	GABRIEL CORNEJO (DEM)		PRESIDENT R BODDIE (DEM)		JOSEPH R BIDEN JR (DEM)		MARIANNE WILLIAMSON (DEM)		DEAN PHILLIPS (DEM)		ARMANDO "MANDO" PEREZ- SERRATO (DEM)		Total Votes
0157213													
Vote Center	0	0.00%	0	0.00%	16	84.21%	0	0.00%	0	0.00%	0	0.00%	16
Vote by Mail	0	0.00%	0	0.00%	136	81.44%	8	4.79%	7	4.19%	1	0.60%	153
Remote	0		0		0		0		0		0		0
Total	0	0.00%	0	0.00%	152	81.72%	8	4.30%	7	3.76%	1	0.54%	169
0157217													
Vote Center	0	0.00%	0	0.00%	18	75.00%	4	16.67%	1	4.17%	1	4.17%	24
Vote by Mail	4	1.88%	1	0.47%	161	75.59%	13	6.10%	7	3.29%	4	1.88%	192
Remote	0		0		0		0		0		0		0
Total	4	1.69%	1	0.42%	179	75.53%	17	7.17%	8	3.38%	5	2.11%	216
0157218													
Vote Center	1	1.96%	0	0.00%	43	84.31%	2	3.92%	1	1.96%	0	0.00%	47
Vote by Mail	2	0.45%	3	0.68%	346	78.64%	17	3.86%	17	3.86%	4	0.91%	394
Remote	0		0		0		0		0		0		0
Total	3	0.61%	3	0.61%	389	79.23%	19	3.87%	18	3.67%	4	0.81%	441
0157226													
Vote Center	0	0.00%	0	0.00%	24	77.42%	2	6.45%	0	0.00%	1	3.23%	28
Vote by Mail	0	0.00%	0	0.00%	235	83.93%	6	2.14%	8	2.86%	2	0.71%	254
Remote	0		0		0		0		0		0		0
Total	0	0.00%	0	0.00%	259	83.28%	8	2.57%	8	2.57%	3	0.96%	282
0157306													
Vote Center	0	0.00%	0	0.00%	23	76.67%	1	3.33%	2	6.67%	0	0.00%	27
Vote by Mail	1	0.25%	0	0.00%	355	88.75%	8	2.00%	7	1.75%	0	0.00%	375
Remote	0		0		0		0		0		0		0
Total	1	0.23%	0	0.00%	378	87.91%	9	2.09%	9	2.09%	0	0.00%	402
0157311													
Vote Center	0	0.00%	0	0.00%	33	84.62%	0	0.00%	1	2.56%	0	0.00%	34
Vote by Mail	0	0.00%	0	0.00%	281	84.38%	11	3.30%	9	2.70%	2	0.60%	308
Remote	0		0		0		0		0		0		0
Total	0	0.00%	0	0.00%	314	84.41%	11	2.96%	10	2.69%	2	0.54%	342

Precinct	Times Cast	Registered Voters
0157318		
Vote Center	26	614
Vote by Mail	255	614
Remote	0	614
Total	281	614
0157396		
Vote Center	14	630
Vote by Mail	320	630
Remote	0	630
Total	334	630
0157401		
Vote Center	17	932
Vote by Mail	787	932
Remote	0	932
Total	804	932
0157403		
Vote Center	12	684
Vote by Mail	347	684
Remote	0	684
Total	359	684
0157405		
Vote Center	24	660
Vote by Mail	375	660
Remote	0	660
Total	399	660
0157407		
Vote Center	19	1,012
Vote by Mail	453	1,012
Remote	0	1,012
Total	472	1,012

Precinct	STEPHEN P LYONS (DEM)		EBAN CAMBRIDGE (DEM)	
0157318				
Vote Center	0	0.00%	0	0.00%
Vote by Mail	1	0.39%	3	1.18%
Remote	0		0	
Total	1	0.36%	3	1.07%
0157396				
Vote Center	0	0.00%	0	0.00%
Vote by Mail	2	0.63%	1	0.31%
Remote	0		0	
Total	2	0.60%	1	0.30%
0157401				
Vote Center	0	0.00%	0	0.00%
Vote by Mail	1	0.13%	0	0.00%
Remote	0		0	
Total	1	0.12%	0	0.00%
0157403				
Vote Center	0	0.00%	0	0.00%
Vote by Mail	0	0.00%	0	0.00%
Remote	0		0	
Total	0	0.00%	0	0.00%
0157405				
Vote Center	0	0.00%	0	0.00%
Vote by Mail	2	0.53%	0	0.00%
Remote	0		0	
Total	2	0.50%	0	0.00%
0157407				
Vote Center	0	0.00%	0	0.00%
Vote by Mail	0	0.00%	0	0.00%
Remote	0		0	
Total	0	0.00%	0	0.00%

Precinct	GABRIEL CORNEJO (DEM)		PRESIDENT R BODDIE (DEM)		JOSEPH R BIDEN JR (DEM)		MARIANNE WILLIAMSON (DEM)		DEAN PHILLIPS (DEM)		ARMANDO "MANDO" PEREZ- SERRATO (DEM)		Total Votes
0157318													
Vote Center	0	0.00%	0	0.00%	20	76.92%	3	11.54%	1	3.85%	0	0.00%	24
Vote by Mail	1	0.39%	0	0.00%	221	86.67%	10	3.92%	7	2.75%	0	0.00%	243
Remote	0		0		0		0		0		0		0
Total	1	0.36%	0	0.00%	241	85.77%	13	4.63%	8	2.85%	0	0.00%	267
0157396													
Vote Center	0	0.00%	0	0.00%	12	85.71%	0	0.00%	1	7.14%	0	0.00%	13
Vote by Mail	0	0.00%	0	0.00%	280	87.50%	7	2.19%	5	1.56%	2	0.63%	297
Remote	0		0		0		0		0		0		0
Total	0	0.00%	0	0.00%	292	87.43%	7	2.10%	6	1.80%	2	0.60%	310
0157401													
Vote Center	0	0.00%	0	0.00%	15	88.24%	0	0.00%	0	0.00%	1	5.88%	16
Vote by Mail	2	0.25%	0	0.00%	718	91.23%	15	1.91%	11	1.40%	0	0.00%	747
Remote	0		0		0		0		0		0		0
Total	2	0.25%	0	0.00%	733	91.17%	15	1.87%	11	1.37%	1	0.12%	763
0157403													
Vote Center	0	0.00%	0	0.00%	8	66.67%	1	8.33%	1	8.33%	0	0.00%	10
Vote by Mail	0	0.00%	0	0.00%	303	87.32%	6	1.73%	9	2.59%	0	0.00%	318
Remote	0		0		0		0		0		0		0
Total	0	0.00%	0	0.00%	311	86.63%	7	1.95%	10	2.79%	0	0.00%	328
0157405													
Vote Center	0	0.00%	0	0.00%	15	62.50%	3	12.50%	0	0.00%	0	0.00%	18
Vote by Mail	1	0.27%	1	0.27%	317	84.53%	14	3.73%	16	4.27%	1	0.27%	352
Remote	0		0		0		0		0		0		0
Total	1	0.25%	1	0.25%	332	83.21%	17	4.26%	16	4.01%	1	0.25%	370
0157407													
Vote Center	0	0.00%	0	0.00%	13	68.42%	3	15.79%	0	0.00%	0	0.00%	16
Vote by Mail	1	0.22%	1	0.22%	394	86.98%	16	3.53%	8	1.77%	4	0.88%	424
Remote	0		0		0		0		0		0		0
Total	1	0.21%	1	0.21%	407	86.23%	19	4.03%	8	1.69%	4	0.85%	440

Precinct	Times Cast	Registered Voters
0157408		
Vote Center	12	779
Vote by Mail	532	779
Remote	0	779
Total	544	779
0157409		
Vote Center	10	428
Vote by Mail	349	428
Remote	0	428
Total	359	428
0157412		
Vote Center	25	850
Vote by Mail	347	850
Remote	0	850
Total	372	850
0157414		
Vote Center	19	984
Vote by Mail	384	984
Remote	0	984
Total	403	984
0157415		
Vote Center	37	867
Vote by Mail	443	867
Remote	0	867
Total	480	867
0157502		
Vote Center	26	847
Vote by Mail	408	847
Remote	0	847
Total	434	847

Precinct	STEPHEN P LYONS (DEM)		EBAN CAMBRIDGE (DEM)	
0157408				
Vote Center	0	0.00%	0	0.00%
Vote by Mail	0	0.00%	1	0.19%
Remote	0		0	
Total	0	0.00%	1	0.18%
0157409				
Vote Center	****	****	****	****
Vote by Mail	1	0.29%	0	0.00%
Remote	0		0	
Total	1	0.28%	0	0.00%
0157412				
Vote Center	0	0.00%	0	0.00%
Vote by Mail	0	0.00%	0	0.00%
Remote	0		0	
Total	0	0.00%	0	0.00%
0157414				
Vote Center	0	0.00%	0	0.00%
Vote by Mail	2	0.52%	1	0.26%
Remote	0		0	
Total	2	0.50%	1	0.25%
0157415				
Vote Center	0	0.00%	0	0.00%
Vote by Mail	0	0.00%	0	0.00%
Remote	0		0	
Total	0	0.00%	0	0.00%
0157502				
Vote Center	0	0.00%	0	0.00%
Vote by Mail	2	0.49%	0	0.00%
Remote	0		0	
Total	2	0.46%	0	0.00%

Precinct	GABRIEL CORNEJO (DEM)		PRESIDENT R BODDIE (DEM)		JOSEPH R BIDEN JR (DEM)		MARIANNE WILLIAMSON (DEM)		DEAN PHILLIPS (DEM)		ARMANDO "MANDO" PEREZ- SERRATO (DEM)		Total Votes
0157408													
Vote Center	0	0.00%	0	0.00%	11	91.67%	0	0.00%	0	0.00%	0	0.00%	11
Vote by Mail	0	0.00%	1	0.19%	481	90.41%	7	1.32%	13	2.44%	0	0.00%	503
Remote	0		0		0		0		0		0		0
Total	0	0.00%	1	0.18%	492	90.44%	7	1.29%	13	2.39%	0	0.00%	514
0157409													
Vote Center	****	****	****	****	****	****	****	****	****	****	****	****	****
Vote by Mail	0	0.00%	0	0.00%	302	86.53%	6	1.72%	19	5.44%	0	0.00%	328
Remote	0		0		0		0		0		0		0
Total	0	0.00%	0	0.00%	312	86.91%	6	1.67%	19	5.29%	0	0.00%	338
0157412													
Vote Center	0	0.00%	0	0.00%	20	80.00%	1	4.00%	2	8.00%	0	0.00%	23
Vote by Mail	2	0.58%	0	0.00%	295	85.01%	13	3.75%	8	2.31%	1	0.29%	319
Remote	0		0		0		0		0		0		0
Total	2	0.54%	0	0.00%	315	84.68%	14	3.76%	10	2.69%	1	0.27%	342
0157414													
Vote Center	0	0.00%	0	0.00%	18	94.74%	0	0.00%	0	0.00%	0	0.00%	18
Vote by Mail	2	0.52%	1	0.26%	324	84.38%	13	3.39%	10	2.60%	3	0.78%	356
Remote	0		0		0		0		0		0		0
Total	2	0.50%	1	0.25%	342	84.86%	13	3.23%	10	2.48%	3	0.74%	374
0157415													
Vote Center	0	0.00%	0	0.00%	32	86.49%	2	5.41%	0	0.00%	0	0.00%	34
Vote by Mail	2	0.45%	0	0.00%	362	81.72%	21	4.74%	10	2.26%	2	0.45%	397
Remote	0		0		0		0		0		0		0
Total	2	0.42%	0	0.00%	394	82.08%	23	4.79%	10	2.08%	2	0.42%	431
0157502													
Vote Center	3	11.54%	1	3.85%	16	61.54%	1	3.85%	0	0.00%	0	0.00%	21
Vote by Mail	1	0.25%	0	0.00%	340	83.33%	20	4.90%	12	2.94%	1	0.25%	376
Remote	0		0		0		0		0		0		0
Total	4	0.92%	1	0.23%	356	82.03%	21	4.84%	12	2.76%	1	0.23%	397

Precinct	Times Cast	Registered Voters
0157503		
Vote Center	16	874
Vote by Mail	366	874
Remote	0	874
Total	382	874
0157506		
Vote Center	24	941
Vote by Mail	413	941
Remote	0	941
Total	437	941
0231120		
Vote Center	13	509
Vote by Mail	220	509
Remote	0	509
Total	233	509
0231147		
Vote Center	7	362
Vote by Mail	206	362
Remote	0	362
Total	213	362
0234104		
Vote Center		35
Vote by Mail		35
Remote		35
Total		35
0251129		
Vote Center	0	29
Vote by Mail	15	29
Remote	0	29
Total	15	29

Precinct	STEPHEN P LYONS (DEM)		EBAN CAMBRIDGE (DEM)	
0157503				
Vote Center	0	0.00%	0	0.00%
Vote by Mail	1	0.27%	0	0.00%
Remote	0		0	
Total	1	0.26%	0	0.00%
0157506				
Vote Center	0	0.00%	0	0.00%
Vote by Mail	3	0.73%	0	0.00%
Remote	0		0	
Total	3	0.69%	0	0.00%
0231120				
Vote Center	1	7.69%	0	0.00%
Vote by Mail	1	0.45%	1	0.45%
Remote	0		0	
Total	2	0.86%	1	0.43%
0231147				
Vote Center	****	****	****	****
Vote by Mail	1	0.49%	0	0.00%
Remote	0		0	
Total	1	0.47%	0	0.00%
0234104				
Vote Center	0		0	
Vote by Mail	****	****	****	****
Remote	0		0	
Total	****	****	****	****
0251129				
Vote Center	0		0	
Vote by Mail	0	0.00%	0	0.00%
Remote	0		0	
Total	0	0.00%	0	0.00%

Precinct	GABRIEL CORNEJO (DEM)		PRESIDENT R BODDIE (DEM)		JOSEPH R BIDEN JR (DEM)		MARIANNE WILLIAMSON (DEM)		DEAN PHILLIPS (DEM)		ARMANDO "MANDO" PEREZ- SERRATO (DEM)		Total Votes
0157503													
Vote Center	0	0.00%	0	0.00%	15	93.75%	0	0.00%	0	0.00%	0	0.00%	15
Vote by Mail	2	0.55%	0	0.00%	303	82.79%	15	4.10%	4	1.09%	3	0.82%	328
Remote	0		0		0		0		0		0		0
Total	2	0.52%	0	0.00%	318	83.25%	15	3.93%	4	1.05%	3	0.79%	343
0157506													
Vote Center	1	4.17%	0	0.00%	19	79.17%	2	8.33%	1	4.17%	0	0.00%	23
Vote by Mail	2	0.48%	1	0.24%	351	84.99%	21	5.08%	13	3.15%	0	0.00%	391
Remote	0		0		0		0		0		0		0
Total	3	0.69%	1	0.23%	370	84.67%	23	5.26%	14	3.20%	0	0.00%	414
0231120													
Vote Center	0	0.00%	0	0.00%	7	53.85%	2	15.38%	0	0.00%	0	0.00%	10
Vote by Mail	1	0.45%	1	0.45%	175	79.55%	7	3.18%	6	2.73%	0	0.00%	192
Remote	0		0		0		0		0		0		0
Total	1	0.43%	1	0.43%	182	78.11%	9	3.86%	6	2.58%	0	0.00%	202
0231147													
Vote Center	****	****	****	****	****	****	****	****	****	****	****	****	****
Vote by Mail	2	0.97%	1	0.49%	183	88.83%	4	1.94%	4	1.94%	1	0.49%	196
Remote	0		0		0		0		0		0		0
Total	2	0.94%	1	0.47%	189	88.73%	4	1.88%	4	1.88%	1	0.47%	202
0234104													
Vote Center	0		0		0		0		0		0		0
Vote by Mail	****	****	****	****	****	****	****	****	****	****	****	****	****
Remote	0		0		0		0		0		0		0
Total	****	****	****	****	****	****	****	****	****	****	****	****	****
0251129													
Vote Center	0		0		0		0		0		0		0
Vote by Mail	0	0.00%	0	0.00%	14	93.33%	0	0.00%	0	0.00%	0	0.00%	14
Remote	0		0		0		0		0		0		0
Total	0	0.00%	0	0.00%	14	93.33%	0	0.00%	0	0.00%	0	0.00%	14

Precinct	Times Cast	Registered Voters
0251167		
Vote Center	2	176
Vote by Mail	125	176
Remote	0	176
Total	127	176
0251250		
Vote Center	0	0
Vote by Mail	0	0
Remote	0	0
Total	0	0
0254000		
Vote Center	0	0
Vote by Mail	0	0
Remote	0	0
Total	0	0
0254101		
Vote Center	11	481
Vote by Mail	202	481
Remote	0	481
Total	213	481
0254103		
Vote Center	8	420
Vote by Mail	176	420
Remote	0	420
Total	184	420
0254194		
Vote Center	25	579
Vote by Mail	238	579
Remote	0	579
Total	263	579

Precinct	STEPHEN P LYONS (DEM)		EBAN CAMBRIDGE (DEM)	
0251167				
Vote Center	****	****	****	****
Vote by Mail	0	0.00%	0	0.00%
Remote	0		0	
Total	0	0.00%	0	0.00%
0251250				
Vote Center	0		0	
Vote by Mail	0		0	
Remote	0		0	
Total	0		0	
0254000				
Vote Center	0		0	
Vote by Mail	0		0	
Remote	0		0	
Total	0		0	
0254101				
Vote Center	0	0.00%	0	0.00%
Vote by Mail	1	0.50%	0	0.00%
Remote	0		0	
Total	1	0.47%	0	0.00%
0254103				
Vote Center	****	****	****	****
Vote by Mail	0	0.00%	0	0.00%
Remote	0		0	
Total	0	0.00%	0	0.00%
0254194				
Vote Center	0	0.00%	0	0.00%
Vote by Mail	0	0.00%	2	0.84%
Remote	0		0	
Total	0	0.00%	2	0.76%

Precinct	GABRIEL CORNEJO (DEM)		PRESIDENT R BODDIE (DEM)		JOSEPH R BIDEN JR (DEM)		MARIANNE WILLIAMSON (DEM)		DEAN PHILLIPS (DEM)		ARMANDO "MANDO" PEREZ- SERRATO (DEM)		Total Votes
0251167													
Vote Center	****	****	****	****	****	****	****	****	****	****	****	****	****
Vote by Mail	0	0.00%	0	0.00%	107	85.60%	6	4.80%	3	2.40%	0	0.00%	116
Remote	0		0		0		0		0		0		0
Total	0	0.00%	0	0.00%	107	84.25%	6	4.72%	4	3.15%	0	0.00%	117
0251250													
Vote Center	0		0		0		0		0		0		0
Vote by Mail	0		0		0		0		0		0		0
Remote	0		0		0		0		0		0		0
Total	0		0		0		0		0		0		0
0254000													
Vote Center	0		0		0		0		0		0		0
Vote by Mail	0		0		0		0		0		0		0
Remote	0		0		0		0		0		0		0
Total	0		0		0		0		0		0		0
0254101													
Vote Center	0	0.00%	0	0.00%	9	81.82%	0	0.00%	0	0.00%	0	0.00%	9
Vote by Mail	0	0.00%	0	0.00%	170	84.16%	10	4.95%	1	0.50%	0	0.00%	182
Remote	0		0		0		0		0		0		0
Total	0	0.00%	0	0.00%	179	84.04%	10	4.69%	1	0.47%	0	0.00%	191
0254103													
Vote Center	****	****	****	****	****	****	****	****	****	****	****	****	****
Vote by Mail	1	0.57%	0	0.00%	148	84.09%	5	2.84%	6	3.41%	0	0.00%	160
Remote	0		0		0		0		0		0		0
Total	1	0.54%	0	0.00%	156	84.78%	5	2.72%	6	3.26%	0	0.00%	168
0254194													
Vote Center	0	0.00%	0	0.00%	22	88.00%	1	4.00%	0	0.00%	0	0.00%	23
Vote by Mail	1	0.42%	1	0.42%	194	81.51%	14	5.88%	5	2.10%	1	0.42%	218
Remote	0		0		0		0		0		0		0
Total	1	0.38%	1	0.38%	216	82.13%	15	5.70%	5	1.90%	1	0.38%	241

Precinct	Times Cast	Registered Voters
0254195		
Vote Center	7	279
Vote by Mail	124	279
Remote	0	279
Total	131	279
0254198		
Vote Center	5	301
Vote by Mail	103	301
Remote	0	301
Total	108	301
0254203		
Vote Center	26	731
Vote by Mail	252	731
Remote	0	731
Total	278	731
0254294		
Vote Center	4	161
Vote by Mail	81	161
Remote	0	161
Total	85	161
0254297		
Vote Center	34	778
Vote by Mail	287	778
Remote	0	778
Total	321	778
0254301		
Vote Center	5	440
Vote by Mail	161	440
Remote	0	440
Total	166	440

Precinct	STEPHEN P LYONS (DEM)		EBAN CAMBRIDGE (DEM)	
0254195				
Vote Center	****	****	****	****
Vote by Mail	1	0.81%	0	0.00%
Remote	0		0	
Total	1	0.76%	0	0.00%
0254198				
Vote Center	****	****	****	****
Vote by Mail	1	0.97%	0	0.00%
Remote	0		0	
Total	1	0.93%	0	0.00%
0254203				
Vote Center	0	0.00%	0	0.00%
Vote by Mail	3	1.19%	1	0.40%
Remote	0		0	
Total	3	1.08%	1	0.36%
0254294				
Vote Center	****	****	****	****
Vote by Mail	1	1.23%	0	0.00%
Remote	0		0	
Total	1	1.18%	0	0.00%
0254297				
Vote Center	0	0.00%	0	0.00%
Vote by Mail	3	1.05%	1	0.35%
Remote	0		0	
Total	3	0.93%	1	0.31%
0254301				
Vote Center	****	****	****	****
Vote by Mail	0	0.00%	0	0.00%
Remote	0		0	
Total	0	0.00%	0	0.00%

Precinct	GABRIEL CORNEJO (DEM)		PRESIDENT R BODDIE (DEM)		JOSEPH R BIDEN JR (DEM)		MARIANNE WILLIAMSON (DEM)		DEAN PHILLIPS (DEM)		ARMANDO "MANDO" PEREZ- SERRATO (DEM)		Total Votes
0254195													
Vote Center	****	****	****	****	****	****	****	****	****	****	****	****	****
Vote by Mail	4	3.23%	0	0.00%	106	85.48%	1	0.81%	2	1.61%	0	0.00%	114
Remote	0		0		0		0		0		0		0
Total	4	3.05%	0	0.00%	110	83.97%	3	2.29%	2	1.53%	0	0.00%	120
0254198													
Vote Center	****	****	****	****	****	****	****	****	****	****	****	****	****
Vote by Mail	0	0.00%	1	0.97%	86	83.50%	8	7.77%	1	0.97%	0	0.00%	97
Remote	0		0		0		0		0		0		0
Total	0	0.00%	1	0.93%	90	83.33%	8	7.41%	2	1.85%	0	0.00%	102
0254203													
Vote Center	1	3.85%	0	0.00%	20	76.92%	2	7.69%	0	0.00%	0	0.00%	23
Vote by Mail	2	0.79%	1	0.40%	190	75.40%	12	4.76%	8	3.17%	3	1.19%	220
Remote	0		0		0		0		0		0		0
Total	3	1.08%	1	0.36%	210	75.54%	14	5.04%	8	2.88%	3	1.08%	243
0254294													
Vote Center	****	****	****	****	****	****	****	****	****	****	****	****	****
Vote by Mail	1	1.23%	1	1.23%	71	87.65%	0	0.00%	1	1.23%	0	0.00%	75
Remote	0		0		0		0		0		0		0
Total	1	1.18%	1	1.18%	74	87.06%	0	0.00%	1	1.18%	1	1.18%	79
0254297													
Vote Center	1	2.94%	0	0.00%	26	76.47%	4	11.76%	1	2.94%	0	0.00%	32
Vote by Mail	2	0.70%	0	0.00%	224	78.05%	15	5.23%	5	1.74%	5	1.74%	255
Remote	0		0		0		0		0		0		0
Total	3	0.93%	0	0.00%	250	77.88%	19	5.92%	6	1.87%	5	1.56%	287
0254301													
Vote Center	****	****	****	****	****	****	****	****	****	****	****	****	****
Vote by Mail	0	0.00%	0	0.00%	146	90.68%	5	3.11%	3	1.86%	0	0.00%	154
Remote	0		0		0		0		0		0		0
Total	0	0.00%	0	0.00%	151	90.96%	5	3.01%	3	1.81%	0	0.00%	159

Precinct		Times Cast	Registered Voters
0254304			
	Vote Center	14	546
	Vote by Mail	222	546
	Remote	0	546
	Total	236	546
0254306			
	Vote Center	11	496
	Vote by Mail	248	496
	Remote	0	496
	Total	259	496
0254307			
	Vote Center	7	477
	Vote by Mail	206	477
	Remote	0	477
	Total	213	477
0254401			
	Vote Center	37	1,121
	Vote by Mail	989	1,121
	Remote	0	1,121
	Total	1,026	1,121
0254404			
	Vote Center	35	996
	Vote by Mail	876	996
	Remote	0	996
	Total	911	996
0254409			
	Vote Center	40	695
	Vote by Mail	579	695
	Remote	0	695
	Total	619	695

Precinct	STEPHEN P LYONS (DEM)		EBAN CAMBRIDGE (DEM)		
0254304					
	Vote Center	0	0.00%	0	0.00%
	Vote by Mail	0	0.00%	2	0.90%
	Remote	0		0	
	Total	0	0.00%	2	0.85%
0254306					
	Vote Center	0	0.00%	0	0.00%
	Vote by Mail	0	0.00%	0	0.00%
	Remote	0		0	
	Total	0	0.00%	0	0.00%
0254307					
	Vote Center	****	****	****	****
	Vote by Mail	0	0.00%	1	0.49%
	Remote	0		0	
	Total	0	0.00%	1	0.47%
0254401					
	Vote Center	0	0.00%	0	0.00%
	Vote by Mail	4	0.40%	1	0.10%
	Remote	0		0	
	Total	4	0.39%	1	0.10%
0254404					
	Vote Center	0	0.00%	0	0.00%
	Vote by Mail	5	0.57%	0	0.00%
	Remote	0		0	
	Total	5	0.55%	0	0.00%
0254409					
	Vote Center	0	0.00%	0	0.00%
	Vote by Mail	2	0.35%	1	0.17%
	Remote	0		0	
	Total	2	0.32%	1	0.16%

Precinct	GABRIEL CORNEJO (DEM)		PRESIDENT R BODDIE (DEM)		JOSEPH R BIDEN JR (DEM)		MARIANNE WILLIAMSON (DEM)		DEAN PHILLIPS (DEM)		ARMANDO "MANDO" PEREZ- SERRATO (DEM)		Total Votes
0254304													
Vote Center	0	0.00%	0	0.00%	10	71.43%	1	7.14%	1	7.14%	0	0.00%	12
Vote by Mail	2	0.90%	0	0.00%	195	87.84%	3	1.35%	2	0.90%	1	0.45%	205
Remote	0		0		0		0		0		0		0
Total	2	0.85%	0	0.00%	205	86.86%	4	1.69%	3	1.27%	1	0.42%	217
0254306													
Vote Center	0	0.00%	0	0.00%	9	81.82%	0	0.00%	0	0.00%	1	9.09%	10
Vote by Mail	2	0.81%	0	0.00%	224	90.32%	4	1.61%	7	2.82%	2	0.81%	239
Remote	0		0		0		0		0		0		0
Total	2	0.77%	0	0.00%	233	89.96%	4	1.54%	7	2.70%	3	1.16%	249
0254307													
Vote Center	****	****	****	****	****	****	****	****	****	****	****	****	****
Vote by Mail	0	0.00%	0	0.00%	174	84.47%	11	5.34%	1	0.49%	0	0.00%	187
Remote	0		0		0		0		0		0		0
Total	0	0.00%	0	0.00%	177	83.10%	11	5.16%	2	0.94%	0	0.00%	191
0254401													
Vote Center	0	0.00%	0	0.00%	36	97.30%	0	0.00%	1	2.70%	0	0.00%	37
Vote by Mail	1	0.10%	0	0.00%	911	92.11%	5	0.51%	16	1.62%	3	0.30%	941
Remote	0		0		0		0		0		0		0
Total	1	0.10%	0	0.00%	947	92.30%	5	0.49%	17	1.66%	3	0.29%	978
0254404													
Vote Center	0	0.00%	0	0.00%	32	91.43%	1	2.86%	0	0.00%	0	0.00%	33
Vote by Mail	1	0.11%	0	0.00%	801	91.44%	6	0.68%	10	1.14%	1	0.11%	824
Remote	0		0		0		0		0		0		0
Total	1	0.11%	0	0.00%	833	91.44%	7	0.77%	10	1.10%	1	0.11%	857
0254409													
Vote Center	0	0.00%	0	0.00%	36	90.00%	0	0.00%	1	2.50%	1	2.50%	38
Vote by Mail	0	0.00%	0	0.00%	520	89.81%	6	1.04%	10	1.73%	1	0.17%	540
Remote	0		0		0		0		0		0		0
Total	0	0.00%	0	0.00%	556	89.82%	6	0.97%	11	1.78%	2	0.32%	578

Precinct	Times Cast	Registered Voters
0254495		
Vote Center	12	519
Vote by Mail	458	519
Remote	0	519
Total	470	519
0254497		
Vote Center	14	191
Vote by Mail	157	191
Remote	0	191
Total	171	191
0254498		
Vote Center	8	216
Vote by Mail	145	216
Remote	0	216
Total	153	216
0254501		
Vote Center	11	415
Vote by Mail	165	415
Remote	0	415
Total	176	415
0254503		
Vote Center	19	819
Vote by Mail	546	819
Remote	0	819
Total	565	819
0254504		
Vote Center	12	578
Vote by Mail	306	578
Remote	0	578
Total	318	578

Precinct	STEPHEN P LYONS (DEM)		EBAN CAMBRIDGE (DEM)	
0254495				
Vote Center	0	0.00%	0	0.00%
Vote by Mail	3	0.66%	0	0.00%
Remote	0		0	
Total	3	0.64%	0	0.00%
0254497				
Vote Center	0	0.00%	0	0.00%
Vote by Mail	1	0.64%	0	0.00%
Remote	0		0	
Total	1	0.58%	0	0.00%
0254498				
Vote Center	****	****	****	****
Vote by Mail	0	0.00%	0	0.00%
Remote	0		0	
Total	0	0.00%	0	0.00%
0254501				
Vote Center	0	0.00%	0	0.00%
Vote by Mail	0	0.00%	0	0.00%
Remote	0		0	
Total	0	0.00%	0	0.00%
0254503				
Vote Center	0	0.00%	0	0.00%
Vote by Mail	3	0.55%	0	0.00%
Remote	0		0	
Total	3	0.53%	0	0.00%
0254504				
Vote Center	0	0.00%	0	0.00%
Vote by Mail	0	0.00%	1	0.33%
Remote	0		0	
Total	0	0.00%	1	0.31%

Precinct	GABRIEL CORNEJO (DEM)		PRESIDENT R BODDIE (DEM)		JOSEPH R BIDEN JR (DEM)		MARIANNE WILLIAMSON (DEM)		DEAN PHILLIPS (DEM)		ARMANDO "MANDO" PEREZ- SERRATO (DEM)		Total Votes
0254495													
Vote Center	0	0.00%	0	0.00%	10	83.33%	1	8.33%	1	8.33%	0	0.00%	12
Vote by Mail	1	0.22%	0	0.00%	418	91.27%	4	0.87%	11	2.40%	3	0.66%	440
Remote	0		0		0		0		0		0		0
Total	1	0.21%	0	0.00%	428	91.06%	5	1.06%	12	2.55%	3	0.64%	452
0254497													
Vote Center	0	0.00%	0	0.00%	13	92.86%	0	0.00%	0	0.00%	0	0.00%	13
Vote by Mail	0	0.00%	0	0.00%	143	91.08%	0	0.00%	3	1.91%	2	1.27%	149
Remote	0		0		0		0		0		0		0
Total	0	0.00%	0	0.00%	156	91.23%	0	0.00%	3	1.75%	2	1.17%	162
0254498													
Vote Center	****	****	****	****	****	****	****	****	****	****	****	****	****
Vote by Mail	0	0.00%	0	0.00%	132	91.03%	2	1.38%	4	2.76%	1	0.69%	139
Remote	0		0		0		0		0		0		0
Total	0	0.00%	0	0.00%	139	90.85%	2	1.31%	4	2.61%	2	1.31%	147
0254501													
Vote Center	0	0.00%	1	9.09%	4	36.36%	3	27.27%	1	9.09%	0	0.00%	9
Vote by Mail	0	0.00%	0	0.00%	131	79.39%	7	4.24%	5	3.03%	0	0.00%	143
Remote	0		0		0		0		0		0		0
Total	0	0.00%	1	0.57%	135	76.70%	10	5.68%	6	3.41%	0	0.00%	152
0254503													
Vote Center	1	5.26%	0	0.00%	16	84.21%	1	5.26%	0	0.00%	0	0.00%	18
Vote by Mail	0	0.00%	0	0.00%	478	87.55%	17	3.11%	5	0.92%	1	0.18%	504
Remote	0		0		0		0		0		0		0
Total	1	0.18%	0	0.00%	494	87.43%	18	3.19%	5	0.88%	1	0.18%	522
0254504													
Vote Center	0	0.00%	0	0.00%	7	58.33%	0	0.00%	1	8.33%	0	0.00%	8
Vote by Mail	3	0.98%	0	0.00%	275	89.87%	8	2.61%	4	1.31%	1	0.33%	292
Remote	0		0		0		0		0		0		0
Total	3	0.94%	0	0.00%	282	88.68%	8	2.52%	5	1.57%	1	0.31%	300

Precinct	Times Cast	Registered Voters
0254507		
Vote Center	11	592
Vote by Mail	187	592
Remote	0	592
Total	198	592
0254598		
Vote Center	1	35
Vote by Mail	36	35
Remote	0	35
Total	37	35
0254599		
Vote Center	0	69
Vote by Mail	32	69
Remote	0	69
Total	32	69
0257501		
Vote Center	12	909
Vote by Mail	309	909
Remote	0	909
Total	321	909
0257511		
Vote Center	36	1,016
Vote by Mail	655	1,016
Remote	0	1,016
Total	691	1,016
0257513		
Vote Center	29	1,095
Vote by Mail	582	1,095
Remote	0	1,095
Total	611	1,095

Precinct	STEPHEN P LYONS (DEM)		EBAN CAMBRIDGE (DEM)	
0254507				
Vote Center	0	0.00%	0	0.00%
Vote by Mail	1	0.53%	1	0.53%
Remote	0		0	
Total	1	0.51%	1	0.51%
0254598				
Vote Center	****	****	****	****
Vote by Mail	0	0.00%	0	0.00%
Remote	0		0	
Total	0	0.00%	0	0.00%
0254599				
Vote Center	0		0	
Vote by Mail	0	0.00%	0	0.00%
Remote	0		0	
Total	0	0.00%	0	0.00%
0257501				
Vote Center	0	0.00%	0	0.00%
Vote by Mail	0	0.00%	0	0.00%
Remote	0		0	
Total	0	0.00%	0	0.00%
0257511				
Vote Center	0	0.00%	0	0.00%
Vote by Mail	2	0.31%	1	0.15%
Remote	0		0	
Total	2	0.29%	1	0.14%
0257513				
Vote Center	0	0.00%	0	0.00%
Vote by Mail	3	0.52%	0	0.00%
Remote	0		0	
Total	3	0.49%	0	0.00%

Precinct	GABRIEL CORNEJO (DEM)		PRESIDENT R BODDIE (DEM)		JOSEPH R BIDEN JR (DEM)		MARIANNE WILLIAMSON (DEM)		DEAN PHILLIPS (DEM)		ARMANDO "MANDO" PEREZ- SERRATO (DEM)		Total Votes
0254507													
Vote Center	0	0.00%	0	0.00%	6	54.55%	2	18.18%	1	9.09%	0	0.00%	9
Vote by Mail	0	0.00%	1	0.53%	162	86.63%	3	1.60%	9	4.81%	1	0.53%	178
Remote	0		0		0		0		0		0		0
Total	0	0.00%	1	0.51%	168	84.85%	5	2.53%	10	5.05%	1	0.51%	187
0254598													
Vote Center	****	****	****	****	****	****	****	****	****	****	****	****	****
Vote by Mail	0	0.00%	0	0.00%	32	88.89%	1	2.78%	0	0.00%	0	0.00%	33
Remote	0		0		0		0		0		0		0
Total	0	0.00%	0	0.00%	33	89.19%	1	2.70%	0	0.00%	0	0.00%	34
0254599													
Vote Center	0		0		0		0		0		0		0
Vote by Mail	0	0.00%	0	0.00%	26	81.25%	2	6.25%	0	0.00%	2	6.25%	30
Remote	0		0		0		0		0		0		0
Total	0	0.00%	0	0.00%	26	81.25%	2	6.25%	0	0.00%	2	6.25%	30
0257501													
Vote Center	0	0.00%	0	0.00%	9	75.00%	0	0.00%	0	0.00%	0	0.00%	9
Vote by Mail	1	0.32%	0	0.00%	252	81.55%	8	2.59%	17	5.50%	1	0.32%	279
Remote	0		0		0		0		0		0		0
Total	1	0.31%	0	0.00%	261	81.31%	8	2.49%	17	5.30%	1	0.31%	288
0257511													
Vote Center	0	0.00%	0	0.00%	28	77.78%	1	2.78%	3	8.33%	0	0.00%	32
Vote by Mail	0	0.00%	1	0.15%	590	90.08%	12	1.83%	9	1.37%	0	0.00%	615
Remote	0		0		0		0		0		0		0
Total	0	0.00%	1	0.14%	618	89.44%	13	1.88%	12	1.74%	0	0.00%	647
0257513													
Vote Center	0	0.00%	0	0.00%	23	79.31%	1	3.45%	0	0.00%	0	0.00%	24
Vote by Mail	0	0.00%	1	0.17%	527	90.55%	10	1.72%	10	1.72%	2	0.34%	553
Remote	0		0		0		0		0		0		0
Total	0	0.00%	1	0.16%	550	90.02%	11	1.80%	10	1.64%	2	0.33%	577

Precinct	Times Cast	Registered Voters
0257514		
Vote Center	15	574
Vote by Mail	201	574
Remote	0	574
Total	216	574
0257515		
Vote Center	47	1,087
Vote by Mail	446	1,087
Remote	0	1,087
Total	493	1,087
0257517		
Vote Center	20	1,011
Vote by Mail	400	1,011
Remote	0	1,011
Total	420	1,011
0257527		
Vote Center	16	706
Vote by Mail	265	706
Remote	0	706
Total	281	706
0257528		
Vote Center	52	1,088
Vote by Mail	383	1,088
Remote	0	1,088
Total	435	1,088
0257599		
Vote Center	0	0
Vote by Mail	0	0
Remote	0	0
Total	0	0

Precinct	STEPHEN P LYONS (DEM)		EBAN CAMBRIDGE (DEM)	
0257514				
Vote Center	1	6.67%	0	0.00%
Vote by Mail	2	1.00%	0	0.00%
Remote	0		0	
Total	3	1.39%	0	0.00%
0257515				
Vote Center	0	0.00%	0	0.00%
Vote by Mail	1	0.22%	0	0.00%
Remote	0		0	
Total	1	0.20%	0	0.00%
0257517				
Vote Center	0	0.00%	0	0.00%
Vote by Mail	1	0.25%	0	0.00%
Remote	0		0	
Total	1	0.24%	0	0.00%
0257527				
Vote Center	0	0.00%	0	0.00%
Vote by Mail	1	0.38%	3	1.13%
Remote	0		0	
Total	1	0.36%	3	1.07%
0257528				
Vote Center	0	0.00%	0	0.00%
Vote by Mail	0	0.00%	1	0.26%
Remote	0		0	
Total	0	0.00%	1	0.23%
0257599				
Vote Center	0		0	
Vote by Mail	0		0	
Remote	0		0	
Total	0		0	

Precinct	Times Cast	Registered Voters
0351144		
Vote Center	0	30
Vote by Mail	18	30
Remote	0	30
Total	18	30
0351219		
Vote Center	12	414
Vote by Mail	229	414
Remote	0	414
Total	241	414
0351286		
Vote Center	0	0
Vote by Mail	0	0
Remote	0	0
Total	0	0
0351320		
Vote Center	14	481
Vote by Mail	271	481
Remote	0	481
Total	285	481
0351416		
Vote Center	0	7
Vote by Mail		7
Remote		7
Total		7
0355001		
Vote Center	23	589
Vote by Mail	330	589
Remote	0	589
Total	353	589

Precinct	STEPHEN P LYONS (DEM)		EBAN CAMBRIDGE (DEM)	
0351144				
Vote Center	0		0	
Vote by Mail	0	0.00%	0	0.00%
Remote	0		0	
Total	0	0.00%	0	0.00%
0351219				
Vote Center	0	0.00%	2	16.67%
Vote by Mail	0	0.00%	2	0.87%
Remote	0		0	
Total	0	0.00%	4	1.66%
0351286				
Vote Center	0		0	
Vote by Mail	0		0	
Remote	0		0	
Total	0		0	
0351320				
Vote Center	0	0.00%	0	0.00%
Vote by Mail	1	0.37%	1	0.37%
Remote	0		0	
Total	1	0.35%	1	0.35%
0351416				
Vote Center	0		0	
Vote by Mail	****	****	****	****
Remote	0		0	
Total	****	****	****	****
0355001				
Vote Center	0	0.00%	0	0.00%
Vote by Mail	1	0.30%	0	0.00%
Remote	0		0	
Total	1	0.28%	0	0.00%

Precinct	GABRIEL CORNEJO (DEM)		PRESIDENT R BODDIE (DEM)		JOSEPH R BIDEN JR (DEM)		MARIANNE WILLIAMSON (DEM)		DEAN PHILLIPS (DEM)		ARMANDO "MANDO" PEREZ- SERRATO (DEM)		Total Votes
0351144													
Vote Center	0		0		0		0		0		0		0
Vote by Mail	0	0.00%	0	0.00%	14	77.78%	1	5.56%	2	11.11%	0	0.00%	17
Remote	0		0		0		0		0		0		0
Total	0	0.00%	0	0.00%	14	77.78%	1	5.56%	2	11.11%	0	0.00%	17
0351219													
Vote Center	0	0.00%	0	0.00%	8	66.67%	0	0.00%	1	8.33%	0	0.00%	11
Vote by Mail	0	0.00%	1	0.44%	188	82.10%	13	5.68%	4	1.75%	0	0.00%	208
Remote	0		0		0		0		0		0		0
Total	0	0.00%	1	0.41%	196	81.33%	13	5.39%	5	2.07%	0	0.00%	219
0351286													
Vote Center	0		0		0		0		0		0		0
Vote by Mail	0		0		0		0		0		0		0
Remote	0		0		0		0		0		0		0
Total	0		0		0		0		0		0		0
0351320													
Vote Center	1	7.14%	0	0.00%	11	78.57%	0	0.00%	1	7.14%	0	0.00%	13
Vote by Mail	0	0.00%	0	0.00%	226	83.39%	6	2.21%	8	2.95%	2	0.74%	244
Remote	0		0		0		0		0		0		0
Total	1	0.35%	0	0.00%	237	83.16%	6	2.11%	9	3.16%	2	0.70%	257
0351416													
Vote Center	0		0		0		0		0		0		0
Vote by Mail	****	****	****	****	****	****	****	****	****	****	****	****	****
Remote	0		0		0		0		0		0		0
Total	****	****	****	****	****	****	****	****	****	****	****	****	****
0355001													
Vote Center	0	0.00%	0	0.00%	18	78.26%	1	4.35%	0	0.00%	1	4.35%	20
Vote by Mail	1	0.30%	1	0.30%	270	81.82%	13	3.94%	12	3.64%	1	0.30%	299
Remote	0		0		0		0		0		0		0
Total	1	0.28%	1	0.28%	288	81.59%	14	3.97%	12	3.40%	2	0.57%	319

Precinct	Times Cast	Registered Voters
0355008		
Vote Center	22	516
Vote by Mail	299	516
Remote	0	516
Total	321	516
0356001		
Vote Center	26	675
Vote by Mail	269	675
Remote	0	675
Total	295	675
0356004		
Vote Center	24	694
Vote by Mail	335	694
Remote	0	694
Total	359	694
0356006		
Vote Center	12	425
Vote by Mail	218	425
Remote	0	425
Total	230	425
0356009		
Vote Center	27	701
Vote by Mail	317	701
Remote	0	701
Total	344	701
0356013		
Vote Center	14	851
Vote by Mail	385	851
Remote	0	851
Total	399	851

Precinct	STEPHEN P LYONS (DEM)		EBAN CAMBRIDGE (DEM)	
0355008				
Vote Center	0	0.00%	0	0.00%
Vote by Mail	1	0.33%	2	0.67%
Remote	0		0	
Total	1	0.31%	2	0.62%
0356001				
Vote Center	0	0.00%	0	0.00%
Vote by Mail	0	0.00%	0	0.00%
Remote	0		0	
Total	0	0.00%	0	0.00%
0356004				
Vote Center	1	4.17%	0	0.00%
Vote by Mail	1	0.30%	0	0.00%
Remote	0		0	
Total	2	0.56%	0	0.00%
0356006				
Vote Center	0	0.00%	0	0.00%
Vote by Mail	0	0.00%	0	0.00%
Remote	0		0	
Total	0	0.00%	0	0.00%
0356009				
Vote Center	0	0.00%	0	0.00%
Vote by Mail	3	0.95%	0	0.00%
Remote	0		0	
Total	3	0.87%	0	0.00%
0356013				
Vote Center	0	0.00%	0	0.00%
Vote by Mail	2	0.52%	0	0.00%
Remote	0		0	
Total	2	0.50%	0	0.00%

Precinct	GABRIEL CORNEJO (DEM)		PRESIDENT R BODDIE (DEM)		JOSEPH R BIDEN JR (DEM)		MARIANNE WILLIAMSON (DEM)		DEAN PHILLIPS (DEM)		ARMANDO "MANDO" PEREZ- SERRATO (DEM)		Total Votes
0355008													
Vote Center	0	0.00%	0	0.00%	17	77.27%	1	4.55%	2	9.09%	0	0.00%	20
Vote by Mail	0	0.00%	3	1.00%	247	82.61%	9	3.01%	9	3.01%	1	0.33%	272
Remote	0		0		0		0		0		0		0
Total	0	0.00%	3	0.93%	264	82.24%	10	3.12%	11	3.43%	1	0.31%	292
0356001													
Vote Center	0	0.00%	0	0.00%	22	84.62%	0	0.00%	2	7.69%	0	0.00%	24
Vote by Mail	2	0.74%	0	0.00%	214	79.55%	15	5.58%	10	3.72%	1	0.37%	242
Remote	0		0		0		0		0		0		0
Total	2	0.68%	0	0.00%	236	80.00%	15	5.08%	12	4.07%	1	0.34%	266
0356004													
Vote Center	1	4.17%	0	0.00%	18	75.00%	2	8.33%	1	4.17%	0	0.00%	23
Vote by Mail	3	0.90%	1	0.30%	286	85.37%	15	4.48%	3	0.90%	3	0.90%	312
Remote	0		0		0		0		0		0		0
Total	4	1.11%	1	0.28%	304	84.68%	17	4.74%	4	1.11%	3	0.84%	335
0356006													
Vote Center	0	0.00%	0	0.00%	8	66.67%	0	0.00%	0	0.00%	0	0.00%	8
Vote by Mail	0	0.00%	0	0.00%	188	86.24%	7	3.21%	6	2.75%	1	0.46%	202
Remote	0		0		0		0		0		0		0
Total	0	0.00%	0	0.00%	196	85.22%	7	3.04%	6	2.61%	1	0.43%	210
0356009													
Vote Center	0	0.00%	0	0.00%	19	70.37%	3	11.11%	3	11.11%	0	0.00%	25
Vote by Mail	2	0.63%	0	0.00%	262	82.65%	15	4.73%	8	2.52%	0	0.00%	290
Remote	0		0		0		0		0		0		0
Total	2	0.58%	0	0.00%	281	81.69%	18	5.23%	11	3.20%	0	0.00%	315
0356013													
Vote Center	0	0.00%	0	0.00%	11	78.57%	2	14.29%	0	0.00%	0	0.00%	13
Vote by Mail	4	1.04%	2	0.52%	314	81.56%	9	2.34%	13	3.38%	1	0.26%	345
Remote	0		0		0		0		0		0		0
Total	4	1.00%	2	0.50%	325	81.45%	11	2.76%	13	3.26%	1	0.25%	358

Precinct	Times Cast	Registered Voters
0356015		
Vote Center	51	847
Vote by Mail	413	847
Remote	0	847
Total	464	847
0356017		
Vote Center	34	950
Vote by Mail	472	950
Remote	0	950
Total	506	950
0356018		
Vote Center	18	880
Vote by Mail	393	880
Remote	0	880
Total	411	880
0356019		
Vote Center	17	757
Vote by Mail	319	757
Remote	0	757
Total	336	757
0356021		
Vote Center	12	634
Vote by Mail	262	634
Remote	0	634
Total	274	634
0356029		
Vote Center	3	176
Vote by Mail	78	176
Remote	0	176
Total	81	176

Precinct	STEPHEN P LYONS (DEM)		EBAN CAMBRIDGE (DEM)	
0356015				
Vote Center	2	3.92%	1	1.96%
Vote by Mail	2	0.48%	0	0.00%
Remote	0		0	
Total	4	0.86%	1	0.22%
0356017				
Vote Center	0	0.00%	2	5.88%
Vote by Mail	0	0.00%	0	0.00%
Remote	0		0	
Total	0	0.00%	2	0.40%
0356018				
Vote Center	0	0.00%	0	0.00%
Vote by Mail	0	0.00%	0	0.00%
Remote	0		0	
Total	0	0.00%	0	0.00%
0356019				
Vote Center	1	5.88%	0	0.00%
Vote by Mail	0	0.00%	0	0.00%
Remote	0		0	
Total	1	0.30%	0	0.00%
0356021				
Vote Center	0	0.00%	0	0.00%
Vote by Mail	0	0.00%	0	0.00%
Remote	0		0	
Total	0	0.00%	0	0.00%
0356029				
Vote Center	****	****	****	****
Vote by Mail	0	0.00%	0	0.00%
Remote	0		0	
Total	0	0.00%	0	0.00%

Precinct	GABRIEL CORNEJO (DEM)		PRESIDENT R BODDIE (DEM)		JOSEPH R BIDEN JR (DEM)		MARIANNE WILLIAMSON (DEM)		DEAN PHILLIPS (DEM)		ARMANDO "MANDO" PEREZ- SERRATO (DEM)		Total Votes
0356015													
Vote Center	0	0.00%	0	0.00%	34	66.67%	5	9.80%	0	0.00%	0	0.00%	42
Vote by Mail	0	0.00%	1	0.24%	363	87.89%	17	4.12%	10	2.42%	0	0.00%	393
Remote	0		0		0		0		0		0		0
Total	0	0.00%	1	0.22%	397	85.56%	22	4.74%	10	2.16%	0	0.00%	435
0356017													
Vote Center	1	2.94%	0	0.00%	27	79.41%	2	5.88%	0	0.00%	0	0.00%	32
Vote by Mail	0	0.00%	3	0.64%	411	87.08%	16	3.39%	21	4.45%	1	0.21%	452
Remote	0		0		0		0		0		0		0
Total	1	0.20%	3	0.59%	438	86.56%	18	3.56%	21	4.15%	1	0.20%	484
0356018													
Vote Center	0	0.00%	0	0.00%	15	83.33%	0	0.00%	0	0.00%	0	0.00%	15
Vote by Mail	1	0.25%	0	0.00%	335	85.24%	11	2.80%	13	3.31%	3	0.76%	363
Remote	0		0		0		0		0		0		0
Total	1	0.24%	0	0.00%	350	85.16%	11	2.68%	13	3.16%	3	0.73%	378
0356019													
Vote Center	0	0.00%	0	0.00%	13	76.47%	1	5.88%	0	0.00%	0	0.00%	15
Vote by Mail	0	0.00%	0	0.00%	264	82.76%	6	1.88%	19	5.96%	0	0.00%	289
Remote	0		0		0		0		0		0		0
Total	0	0.00%	0	0.00%	277	82.44%	7	2.08%	19	5.65%	0	0.00%	304
0356021													
Vote Center	0	0.00%	0	0.00%	12	100.00%	0	0.00%	0	0.00%	0	0.00%	12
Vote by Mail	2	0.76%	0	0.00%	223	85.11%	11	4.20%	10	3.82%	0	0.00%	246
Remote	0		0		0		0		0		0		0
Total	2	0.73%	0	0.00%	235	85.77%	11	4.01%	10	3.65%	0	0.00%	258
0356029													
Vote Center	****	****	****	****	****	****	****	****	****	****	****	****	****
Vote by Mail	0	0.00%	0	0.00%	68	87.18%	2	2.56%	1	1.28%	1	1.28%	72
Remote	0		0		0		0		0		0		0
Total	0	0.00%	0	0.00%	70	86.42%	2	2.47%	2	2.47%	1	1.23%	75

Precinct	Times Cast	Registered Voters
0356032		
Vote Center	10	273
Vote by Mail	165	273
Remote	0	273
Total	175	273
0356033		
Vote Center	10	296
Vote by Mail	174	296
Remote	0	296
Total	184	296
0356034		
Vote Center	31	895
Vote by Mail	441	895
Remote	0	895
Total	472	895
0356037		
Vote Center	18	598
Vote by Mail	248	598
Remote	0	598
Total	266	598
0356038		
Vote Center	26	849
Vote by Mail	371	849
Remote	0	849
Total	397	849
0356040		
Vote Center	28	865
Vote by Mail	485	865
Remote	0	865
Total	513	865

Precinct	STEPHEN P LYONS (DEM)		EBAN CAMBRIDGE (DEM)	
0356032				
Vote Center	****	****	****	****
Vote by Mail	0	0.00%	0	0.00%
Remote	0		0	
Total	0	0.00%	0	0.00%
0356033				
Vote Center	****	****	****	****
Vote by Mail	0	0.00%	2	1.15%
Remote	0		0	
Total	0	0.00%	2	1.09%
0356034				
Vote Center	0	0.00%	0	0.00%
Vote by Mail	2	0.45%	0	0.00%
Remote	0		0	
Total	2	0.42%	0	0.00%
0356037				
Vote Center	0	0.00%	0	0.00%
Vote by Mail	1	0.40%	1	0.40%
Remote	0		0	
Total	1	0.38%	1	0.38%
0356038				
Vote Center	0	0.00%	0	0.00%
Vote by Mail	0	0.00%	1	0.27%
Remote	0		0	
Total	0	0.00%	1	0.25%
0356040				
Vote Center	0	0.00%	0	0.00%
Vote by Mail	1	0.21%	0	0.00%
Remote	0		0	
Total	1	0.19%	0	0.00%

Precinct	GABRIEL CORNEJO (DEM)		PRESIDENT R BODDIE (DEM)		JOSEPH R BIDEN JR (DEM)		MARIANNE WILLIAMSON (DEM)		DEAN PHILLIPS (DEM)		ARMANDO "MANDO" PEREZ- SERRATO (DEM)		Total Votes
0356032													
Vote Center	****	****	****	****	****	****	****	****	****	****	****	****	****
Vote by Mail	0	0.00%	1	0.61%	150	90.91%	3	1.82%	2	1.21%	0	0.00%	156
Remote	0		0		0		0		0		0		0
Total	0	0.00%	1	0.57%	159	90.86%	4	2.29%	2	1.14%	0	0.00%	166
0356033													
Vote Center	****	****	****	****	****	****	****	****	****	****	****	****	****
Vote by Mail	2	1.15%	1	0.57%	148	85.06%	0	0.00%	8	4.60%	0	0.00%	161
Remote	0		0		0		0		0		0		0
Total	2	1.09%	1	0.54%	154	83.70%	2	1.09%	9	4.89%	0	0.00%	170
0356034													
Vote Center	0	0.00%	0	0.00%	27	87.10%	1	3.23%	0	0.00%	0	0.00%	28
Vote by Mail	0	0.00%	1	0.23%	389	88.21%	12	2.72%	10	2.27%	4	0.91%	418
Remote	0		0		0		0		0		0		0
Total	0	0.00%	1	0.21%	416	88.14%	13	2.75%	10	2.12%	4	0.85%	446
0356037													
Vote Center	0	0.00%	0	0.00%	12	66.67%	2	11.11%	1	5.56%	0	0.00%	15
Vote by Mail	4	1.61%	1	0.40%	193	77.82%	10	4.03%	17	6.85%	1	0.40%	228
Remote	0		0		0		0		0		0		0
Total	4	1.50%	1	0.38%	205	77.07%	12	4.51%	18	6.77%	1	0.38%	243
0356038													
Vote Center	0	0.00%	0	0.00%	18	69.23%	1	3.85%	2	7.69%	0	0.00%	21
Vote by Mail	3	0.81%	0	0.00%	305	82.21%	20	5.39%	9	2.43%	2	0.54%	340
Remote	0		0		0		0		0		0		0
Total	3	0.76%	0	0.00%	323	81.36%	21	5.29%	11	2.77%	2	0.50%	361
0356040													
Vote Center	0	0.00%	0	0.00%	23	82.14%	0	0.00%	1	3.57%	1	3.57%	25
Vote by Mail	2	0.41%	2	0.41%	436	89.90%	11	2.27%	7	1.44%	1	0.21%	460
Remote	0		0		0		0		0		0		0
Total	2	0.39%	2	0.39%	459	89.47%	11	2.14%	8	1.56%	2	0.39%	485

Precinct	Times Cast	Registered Voters
0356043		
Vote Center	33	967
Vote by Mail	581	967
Remote	0	967
Total	614	967
0356047		
Vote Center	18	353
Vote by Mail	188	353
Remote	0	353
Total	206	353
0356048		
Vote Center	14	746
Vote by Mail	346	746
Remote	0	746
Total	360	746
0356049		
Vote Center	25	775
Vote by Mail	298	775
Remote	0	775
Total	323	775
0356050		
Vote Center	15	424
Vote by Mail	154	424
Remote	0	424
Total	169	424
0356052		
Vote Center	0	0
Vote by Mail	0	0
Remote	0	0
Total	0	0

Precinct	STEPHEN P LYONS (DEM)		EBAN CAMBRIDGE (DEM)	
0356043				
Vote Center	0	0.00%	0	0.00%
Vote by Mail	0	0.00%	0	0.00%
Remote	0		0	
Total	0	0.00%	0	0.00%
0356047				
Vote Center	0	0.00%	0	0.00%
Vote by Mail	0	0.00%	0	0.00%
Remote	0		0	
Total	0	0.00%	0	0.00%
0356048				
Vote Center	0	0.00%	0	0.00%
Vote by Mail	1	0.29%	2	0.58%
Remote	0		0	
Total	1	0.28%	2	0.56%
0356049				
Vote Center	0	0.00%	0	0.00%
Vote by Mail	2	0.67%	0	0.00%
Remote	0		0	
Total	2	0.62%	0	0.00%
0356050				
Vote Center	0	0.00%	0	0.00%
Vote by Mail	0	0.00%	0	0.00%
Remote	0		0	
Total	0	0.00%	0	0.00%
0356052				
Vote Center	0		0	
Vote by Mail	0		0	
Remote	0		0	
Total	0		0	

Precinct	Times Cast	Registered Voters
0356058		
Vote Center	0	23
Vote by Mail	17	23
Remote	0	23
Total	17	23
0451110		
Vote Center	4	91
Vote by Mail	47	91
Remote	0	91
Total	51	91
0451114		
Vote Center	0	3
Vote by Mail		3
Remote		3
Total		3
0451116		
Vote Center	7	156
Vote by Mail	88	156
Remote	0	156
Total	95	156
0451201		
Vote Center	42	844
Vote by Mail	443	844
Remote	0	844
Total	485	844
0451205		
Vote Center	33	648
Vote by Mail	326	648
Remote	0	648
Total	359	648

Precinct	STEPHEN P LYONS (DEM)		EBAN CAMBRIDGE (DEM)	
0356058				
Vote Center	0		0	
Vote by Mail	0	0.00%	0	0.00%
Remote	0		0	
Total	0	0.00%	0	0.00%
0451110				
Vote Center	****	****	****	****
Vote by Mail	0	0.00%	0	0.00%
Remote	0		0	
Total	0	0.00%	2	3.92%
0451114				
Vote Center	0		0	
Vote by Mail	****	****	****	****
Remote	0		0	
Total	****	****	****	****
0451116				
Vote Center	****	****	****	****
Vote by Mail	1	1.14%	0	0.00%
Remote	0		0	
Total	1	1.05%	0	0.00%
0451201				
Vote Center	0	0.00%	0	0.00%
Vote by Mail	3	0.68%	1	0.23%
Remote	0		0	
Total	3	0.62%	1	0.21%
0451205				
Vote Center	0	0.00%	0	0.00%
Vote by Mail	0	0.00%	0	0.00%
Remote	0		0	
Total	0	0.00%	0	0.00%

Precinct	GABRIEL CORNEJO (DEM)		PRESIDENT R BODDIE (DEM)		JOSEPH R BIDEN JR (DEM)		MARIANNE WILLIAMSON (DEM)		DEAN PHILLIPS (DEM)		ARMANDO "MANDO" PEREZ- SERRATO (DEM)		Total Votes
0356058													
Vote Center	0		0		0		0		0		0		0
Vote by Mail	0	0.00%	0	0.00%	14	82.35%	0	0.00%	2	11.76%	0	0.00%	16
Remote	0		0		0		0		0		0		0
Total	0	0.00%	0	0.00%	14	82.35%	0	0.00%	2	11.76%	0	0.00%	16
0451110													
Vote Center	****	****	****	****	****	****	****	****	****	****	****	****	****
Vote by Mail	0	0.00%	0	0.00%	38	80.85%	1	2.13%	0	0.00%	0	0.00%	39
Remote	0		0		0		0		0		0		0
Total	0	0.00%	0	0.00%	40	78.43%	1	1.96%	0	0.00%	0	0.00%	43
0451114													
Vote Center	0		0		0		0		0		0		0
Vote by Mail	****	****	****	****	****	****	****	****	****	****	****	****	****
Remote	0		0		0		0		0		0		0
Total	****	****	****	****	****	****	****	****	****	****	****	****	****
0451116													
Vote Center	****	****	****	****	****	****	****	****	****	****	****	****	****
Vote by Mail	0	0.00%	0	0.00%	74	84.09%	2	2.27%	5	5.68%	1	1.14%	83
Remote	0		0		0		0		0		0		0
Total	0	0.00%	0	0.00%	81	85.26%	2	2.11%	5	5.26%	1	1.05%	90
0451201													
Vote Center	0	0.00%	1	2.38%	32	76.19%	1	2.38%	0	0.00%	0	0.00%	34
Vote by Mail	2	0.45%	0	0.00%	366	82.62%	20	4.51%	10	2.26%	1	0.23%	403
Remote	0		0		0		0		0		0		0
Total	2	0.41%	1	0.21%	398	82.06%	21	4.33%	10	2.06%	1	0.21%	437
0451205													
Vote Center	0	0.00%	0	0.00%	26	78.79%	3	9.09%	0	0.00%	0	0.00%	29
Vote by Mail	2	0.61%	1	0.31%	278	85.28%	4	1.23%	13	3.99%	1	0.31%	299
Remote	0		0		0		0		0		0		0
Total	2	0.56%	1	0.28%	304	84.68%	7	1.95%	13	3.62%	1	0.28%	328

Precinct	Times Cast	Registered Voters
0451207		
Vote Center	41	773
Vote by Mail	386	773
Remote	0	773
Total	427	773
0451209		
Vote Center	39	660
Vote by Mail	346	660
Remote	0	660
Total	385	660
0451301		
Vote Center		6
Vote by Mail		6
Remote		6
Total		6
0451302		
Vote Center	39	744
Vote by Mail	424	744
Remote	0	744
Total	463	744
0451310		
Vote Center	19	792
Vote by Mail	415	792
Remote	0	792
Total	434	792
0451317		
Vote Center	4	415
Vote by Mail	263	415
Remote	0	415
Total	267	415

Precinct	STEPHEN P LYONS (DEM)		EBAN CAMBRIDGE (DEM)	
0451207				
Vote Center	0	0.00%	0	0.00%
Vote by Mail	1	0.26%	0	0.00%
Remote	0		0	
Total	1	0.23%	0	0.00%
0451209				
Vote Center	1	2.56%	1	2.56%
Vote by Mail	0	0.00%	0	0.00%
Remote	0		0	
Total	1	0.26%	1	0.26%
0451301				
Vote Center	****	****	****	****
Vote by Mail	****	****	****	****
Remote	0		0	
Total	****	****	****	****
0451302				
Vote Center	0	0.00%	0	0.00%
Vote by Mail	1	0.24%	0	0.00%
Remote	0		0	
Total	1	0.22%	0	0.00%
0451310				
Vote Center	0	0.00%	0	0.00%
Vote by Mail	0	0.00%	3	0.72%
Remote	0		0	
Total	0	0.00%	3	0.69%
0451317				
Vote Center	****	****	****	****
Vote by Mail	1	0.38%	0	0.00%
Remote	0		0	
Total	1	0.37%	0	0.00%

Precinct	GABRIEL CORNEJO (DEM)		PRESIDENT R BODDIE (DEM)		JOSEPH R BIDEN JR (DEM)		MARIANNE WILLIAMSON (DEM)		DEAN PHILLIPS (DEM)		ARMANDO "MANDO" PEREZ- SERRATO (DEM)		Total Votes
0451207													
Vote Center	1	2.44%	0	0.00%	30	73.17%	2	4.88%	5	12.20%	0	0.00%	38
Vote by Mail	0	0.00%	2	0.52%	344	89.12%	8	2.07%	5	1.30%	1	0.26%	361
Remote	0		0		0		0		0		0		0
Total	1	0.23%	2	0.47%	374	87.59%	10	2.34%	10	2.34%	1	0.23%	399
0451209													
Vote Center	0	0.00%	0	0.00%	31	79.49%	1	2.56%	3	7.69%	0	0.00%	37
Vote by Mail	0	0.00%	0	0.00%	304	87.86%	5	1.45%	8	2.31%	2	0.58%	319
Remote	0		0		0		0		0		0		0
Total	0	0.00%	0	0.00%	335	87.01%	6	1.56%	11	2.86%	2	0.52%	356
0451301													
Vote Center	****	****	****	****	****	****	****	****	****	****	****	****	****
Vote by Mail	****	****	****	****	****	****	****	****	****	****	****	****	****
Remote	0		0		0		0		0		0		0
Total	****	****	****	****	****	****	****	****	****	****	****	****	****
0451302													
Vote Center	0	0.00%	0	0.00%	34	87.18%	0	0.00%	3	7.69%	0	0.00%	37
Vote by Mail	0	0.00%	2	0.47%	354	83.49%	11	2.59%	13	3.07%	1	0.24%	382
Remote	0		0		0		0		0		0		0
Total	0	0.00%	2	0.43%	388	83.80%	11	2.38%	16	3.46%	1	0.22%	419
0451310													
Vote Center	0	0.00%	0	0.00%	15	78.95%	2	10.53%	0	0.00%	0	0.00%	17
Vote by Mail	0	0.00%	0	0.00%	351	84.58%	9	2.17%	17	4.10%	2	0.48%	382
Remote	0		0		0		0		0		0		0
Total	0	0.00%	0	0.00%	366	84.33%	11	2.53%	17	3.92%	2	0.46%	399
0451317													
Vote Center	****	****	****	****	****	****	****	****	****	****	****	****	****
Vote by Mail	1	0.38%	0	0.00%	210	79.85%	10	3.80%	9	3.42%	1	0.38%	232
Remote	0		0		0		0		0		0		0
Total	1	0.37%	0	0.00%	214	80.15%	10	3.75%	9	3.37%	1	0.37%	236

Precinct	Times Cast	Registered Voters
0451401		
Vote Center	26	868
Vote by Mail	557	868
Remote	0	868
Total	583	868
0457000		
Vote Center	0	0
Vote by Mail	0	0
Remote	0	0
Total	0	0
0457102		
Vote Center	25	538
Vote by Mail	311	538
Remote	0	538
Total	336	538
0457109		
Vote Center	28	810
Vote by Mail	392	810
Remote	0	810
Total	420	810
0457113		
Vote Center	14	423
Vote by Mail	239	423
Remote	0	423
Total	253	423
0457114		
Vote Center	30	768
Vote by Mail	401	768
Remote	0	768
Total	431	768

Precinct	STEPHEN P LYONS (DEM)		EBAN CAMBRIDGE (DEM)	
0451401				
Vote Center	0	0.00%	0	0.00%
Vote by Mail	1	0.18%	1	0.18%
Remote	0		0	
Total	1	0.17%	1	0.17%
0457000				
Vote Center	0		0	
Vote by Mail	0		0	
Remote	0		0	
Total	0		0	
0457102				
Vote Center	0	0.00%	0	0.00%
Vote by Mail	0	0.00%	2	0.64%
Remote	0		0	
Total	0	0.00%	2	0.60%
0457109				
Vote Center	0	0.00%	0	0.00%
Vote by Mail	2	0.51%	0	0.00%
Remote	0		0	
Total	2	0.48%	0	0.00%
0457113				
Vote Center	0	0.00%	0	0.00%
Vote by Mail	0	0.00%	1	0.42%
Remote	0		0	
Total	0	0.00%	1	0.40%
0457114				
Vote Center	0	0.00%	0	0.00%
Vote by Mail	1	0.25%	0	0.00%
Remote	0		0	
Total	1	0.23%	0	0.00%

Precinct	GABRIEL CORNEJO (DEM)		PRESIDENT R BODDIE (DEM)		JOSEPH R BIDEN JR (DEM)		MARIANNE WILLIAMSON (DEM)		DEAN PHILLIPS (DEM)		ARMANDO "MANDO" PEREZ- SERRATO (DEM)		Total Votes
0451401													
Vote Center	0	0.00%	0	0.00%	20	76.92%	0	0.00%	1	3.85%	0	0.00%	21
Vote by Mail	4	0.72%	0	0.00%	476	85.46%	18	3.23%	14	2.51%	0	0.00%	514
Remote	0		0		0		0		0		0		0
Total	4	0.69%	0	0.00%	496	85.08%	18	3.09%	15	2.57%	0	0.00%	535
0457000													
Vote Center	0		0		0		0		0		0		0
Vote by Mail	0		0		0		0		0		0		0
Remote	0		0		0		0		0		0		0
Total	0		0		0		0		0		0		0
0457102													
Vote Center	1	4.00%	0	0.00%	23	92.00%	0	0.00%	0	0.00%	0	0.00%	24
Vote by Mail	1	0.32%	2	0.64%	262	84.24%	10	3.22%	12	3.86%	1	0.32%	290
Remote	0		0		0		0		0		0		0
Total	2	0.60%	2	0.60%	285	84.82%	10	2.98%	12	3.57%	1	0.30%	314
0457109													
Vote Center	0	0.00%	0	0.00%	20	71.43%	2	7.14%	3	10.71%	0	0.00%	25
Vote by Mail	1	0.26%	0	0.00%	338	86.22%	13	3.32%	12	3.06%	1	0.26%	367
Remote	0		0		0		0		0		0		0
Total	1	0.24%	0	0.00%	358	85.24%	15	3.57%	15	3.57%	1	0.24%	392
0457113													
Vote Center	0	0.00%	0	0.00%	12	85.71%	1	7.14%	0	0.00%	0	0.00%	13
Vote by Mail	3	1.26%	0	0.00%	207	86.61%	5	2.09%	5	2.09%	0	0.00%	221
Remote	0		0		0		0		0		0		0
Total	3	1.19%	0	0.00%	219	86.56%	6	2.37%	5	1.98%	0	0.00%	234
0457114													
Vote Center	0	0.00%	0	0.00%	25	83.33%	0	0.00%	3	10.00%	1	3.33%	29
Vote by Mail	3	0.75%	1	0.25%	349	87.03%	10	2.49%	6	1.50%	3	0.75%	373
Remote	0		0		0		0		0		0		0
Total	3	0.70%	1	0.23%	374	86.77%	10	2.32%	9	2.09%	4	0.93%	402

Precinct	Times Cast	Registered Voters
0457117		
Vote Center	19	640
Vote by Mail	379	640
Remote	0	640
Total	398	640
0457119		
Vote Center	13	412
Vote by Mail	125	412
Remote	0	412
Total	138	412
0457122		
Vote Center	30	927
Vote by Mail	403	927
Remote	0	927
Total	433	927
0457187		
Vote Center	27	924
Vote by Mail	402	924
Remote	0	924
Total	429	924
0457189		
Vote Center	27	834
Vote by Mail	378	834
Remote	0	834
Total	405	834
0457192		
Vote Center	34	612
Vote by Mail	333	612
Remote	0	612
Total	367	612

Precinct	STEPHEN P LYONS (DEM)		EBAN CAMBRIDGE (DEM)	
0457117				
Vote Center	0	0.00%	0	0.00%
Vote by Mail	1	0.26%	0	0.00%
Remote	0		0	
Total	1	0.25%	0	0.00%
0457119				
Vote Center	0	0.00%	0	0.00%
Vote by Mail	0	0.00%	0	0.00%
Remote	0		0	
Total	0	0.00%	0	0.00%
0457122				
Vote Center	0	0.00%	0	0.00%
Vote by Mail	2	0.50%	1	0.25%
Remote	0		0	
Total	2	0.46%	1	0.23%
0457187				
Vote Center	0	0.00%	0	0.00%
Vote by Mail	2	0.50%	1	0.25%
Remote	0		0	
Total	2	0.47%	1	0.23%
0457189				
Vote Center	0	0.00%	0	0.00%
Vote by Mail	1	0.26%	0	0.00%
Remote	0		0	
Total	1	0.25%	0	0.00%
0457192				
Vote Center	0	0.00%	0	0.00%
Vote by Mail	3	0.90%	0	0.00%
Remote	0		0	
Total	3	0.82%	0	0.00%

Precinct	GABRIEL CORNEJO (DEM)		PRESIDENT R BODDIE (DEM)		JOSEPH R BIDEN JR (DEM)		MARIANNE WILLIAMSON (DEM)		DEAN PHILLIPS (DEM)		ARMANDO "MANDO" PEREZ- SERRATO (DEM)		Total Votes
0457117													
Vote Center	0	0.00%	0	0.00%	12	63.16%	2	10.53%	2	10.53%	0	0.00%	16
Vote by Mail	0	0.00%	1	0.26%	319	84.17%	9	2.37%	10	2.64%	3	0.79%	343
Remote	0		0		0		0		0		0		0
Total	0	0.00%	1	0.25%	331	83.17%	11	2.76%	12	3.02%	3	0.75%	359
0457119													
Vote Center	0	0.00%	0	0.00%	10	76.92%	1	7.69%	2	15.38%	0	0.00%	13
Vote by Mail	1	0.80%	0	0.00%	106	84.80%	6	4.80%	2	1.60%	0	0.00%	115
Remote	0		0		0		0		0		0		0
Total	1	0.72%	0	0.00%	116	84.06%	7	5.07%	4	2.90%	0	0.00%	128
0457122													
Vote Center	1	3.33%	0	0.00%	21	70.00%	3	10.00%	1	3.33%	0	0.00%	26
Vote by Mail	0	0.00%	1	0.25%	341	84.62%	15	3.72%	10	2.48%	4	0.99%	374
Remote	0		0		0		0		0		0		0
Total	1	0.23%	1	0.23%	362	83.60%	18	4.16%	11	2.54%	4	0.92%	400
0457187													
Vote Center	0	0.00%	0	0.00%	21	77.78%	0	0.00%	0	0.00%	0	0.00%	21
Vote by Mail	5	1.24%	0	0.00%	338	84.08%	20	4.98%	8	1.99%	3	0.75%	377
Remote	0		0		0		0		0		0		0
Total	5	1.17%	0	0.00%	359	83.68%	20	4.66%	8	1.86%	3	0.70%	398
0457189													
Vote Center	1	3.70%	0	0.00%	19	70.37%	5	18.52%	0	0.00%	0	0.00%	25
Vote by Mail	0	0.00%	1	0.26%	308	81.48%	23	6.08%	13	3.44%	2	0.53%	348
Remote	0		0		0		0		0		0		0
Total	1	0.25%	1	0.25%	327	80.74%	28	6.91%	13	3.21%	2	0.49%	373
0457192													
Vote Center	0	0.00%	0	0.00%	31	91.18%	0	0.00%	2	5.88%	0	0.00%	33
Vote by Mail	0	0.00%	0	0.00%	281	84.38%	9	2.70%	8	2.40%	2	0.60%	303
Remote	0		0		0		0		0		0		0
Total	0	0.00%	0	0.00%	312	85.01%	9	2.45%	10	2.72%	2	0.54%	336

Precinct	Times Cast	Registered Voters
0457195		
Vote Center	4	155
Vote by Mail	82	155
Remote	0	155
Total	86	155
0457197		
Vote Center		20
Vote by Mail		20
Remote		20
Total		20
0457203		
Vote Center	32	806
Vote by Mail	336	806
Remote	0	806
Total	368	806
0457211		
Vote Center	21	468
Vote by Mail	218	468
Remote	0	468
Total	239	468
0457313		
Vote Center	29	812
Vote by Mail	305	812
Remote	0	812
Total	334	812
0457315		
Vote Center	34	866
Vote by Mail	371	866
Remote	0	866
Total	405	866

Precinct	STEPHEN P LYONS (DEM)		EBAN CAMBRIDGE (DEM)	
0457195				
Vote Center	****	****	****	****
Vote by Mail	0	0.00%	0	0.00%
Remote	0		0	
Total	0	0.00%	0	0.00%
0457197				
Vote Center	****	****	****	****
Vote by Mail	****	****	****	****
Remote	0		0	
Total	****	****	****	****
0457203				
Vote Center	0	0.00%	0	0.00%
Vote by Mail	1	0.30%	1	0.30%
Remote	0		0	
Total	1	0.27%	1	0.27%
0457211				
Vote Center	0	0.00%	0	0.00%
Vote by Mail	2	0.92%	0	0.00%
Remote	0		0	
Total	2	0.84%	0	0.00%
0457313				
Vote Center	0	0.00%	0	0.00%
Vote by Mail	6	1.97%	1	0.33%
Remote	0		0	
Total	6	1.80%	1	0.30%
0457315				
Vote Center	0	0.00%	1	2.94%
Vote by Mail	1	0.27%	0	0.00%
Remote	0		0	
Total	1	0.25%	1	0.25%

Precinct	GABRIEL CORNEJO (DEM)		PRESIDENT R BODDIE (DEM)		JOSEPH R BIDEN JR (DEM)		MARIANNE WILLIAMSON (DEM)		DEAN PHILLIPS (DEM)		ARMANDO "MANDO" PEREZ- SERRATO (DEM)		Total Votes
0457195													
Vote Center	****	****	****	****	****	****	****	****	****	****	****	****	****
Vote by Mail	1	1.22%	1	1.22%	68	82.93%	3	3.66%	4	4.88%	1	1.22%	78
Remote	0		0		0		0		0		0		0
Total	1	1.16%	1	1.16%	71	82.56%	4	4.65%	4	4.65%	1	1.16%	82
0457197													
Vote Center	****	****	****	****	****	****	****	****	****	****	****	****	****
Vote by Mail	****	****	****	****	****	****	****	****	****	****	****	****	****
Remote	0		0		0		0		0		0		0
Total	****	****	****	****	****	****	****	****	****	****	****	****	****
0457203													
Vote Center	0	0.00%	0	0.00%	27	84.38%	1	3.13%	1	3.13%	0	0.00%	29
Vote by Mail	1	0.30%	0	0.00%	271	80.65%	20	5.95%	7	2.08%	2	0.60%	303
Remote	0		0		0		0		0		0		0
Total	1	0.27%	0	0.00%	298	80.98%	21	5.71%	8	2.17%	2	0.54%	332
0457211													
Vote Center	0	0.00%	1	4.76%	19	90.48%	0	0.00%	0	0.00%	0	0.00%	20
Vote by Mail	1	0.46%	0	0.00%	175	80.28%	10	4.59%	9	4.13%	0	0.00%	197
Remote	0		0		0		0		0		0		0
Total	1	0.42%	1	0.42%	194	81.17%	10	4.18%	9	3.77%	0	0.00%	217
0457313													
Vote Center	0	0.00%	1	3.45%	25	86.21%	1	3.45%	0	0.00%	1	3.45%	28
Vote by Mail	0	0.00%	0	0.00%	267	87.54%	5	1.64%	4	1.31%	0	0.00%	283
Remote	0		0		0		0		0		0		0
Total	0	0.00%	1	0.30%	292	87.43%	6	1.80%	4	1.20%	1	0.30%	311
0457315													
Vote Center	0	0.00%	0	0.00%	30	88.24%	1	2.94%	2	5.88%	0	0.00%	34
Vote by Mail	0	0.00%	2	0.54%	312	84.10%	14	3.77%	9	2.43%	0	0.00%	338
Remote	0		0		0		0		0		0		0
Total	0	0.00%	2	0.49%	342	84.44%	15	3.70%	11	2.72%	0	0.00%	372

Precinct	Times Cast	Registered Voters
0457399		
Vote Center	3	164
Vote by Mail	98	164
Remote	0	164
Total	101	164
0511258		
Vote Center	20	687
Vote by Mail	432	687
Remote	0	687
Total	452	687
0511579		
Vote Center	16	486
Vote by Mail	289	486
Remote	0	486
Total	305	486
0511601		
Vote Center	21	420
Vote by Mail	240	420
Remote	0	420
Total	261	420
0511605		
Vote Center	28	504
Vote by Mail	289	504
Remote	0	504
Total	317	504
0511611		
Vote Center	56	1,207
Vote by Mail	598	1,207
Remote	0	1,207
Total	654	1,207

Precinct	STEPHEN P LYONS (DEM)		EBAN CAMBRIDGE (DEM)	
0457399				
Vote Center	****	****	****	****
Vote by Mail	0	0.00%	0	0.00%
Remote	0		0	
Total	0	0.00%	0	0.00%
0511258				
Vote Center	0	0.00%	0	0.00%
Vote by Mail	5	1.16%	0	0.00%
Remote	0		0	
Total	5	1.11%	0	0.00%
0511579				
Vote Center	0	0.00%	0	0.00%
Vote by Mail	3	1.04%	2	0.69%
Remote	0		0	
Total	3	0.98%	2	0.66%
0511601				
Vote Center	1	4.76%	0	0.00%
Vote by Mail	2	0.83%	0	0.00%
Remote	0		0	
Total	3	1.15%	0	0.00%
0511605				
Vote Center	1	3.57%	0	0.00%
Vote by Mail	1	0.35%	3	1.04%
Remote	0		0	
Total	2	0.63%	3	0.95%
0511611				
Vote Center	0	0.00%	0	0.00%
Vote by Mail	0	0.00%	2	0.33%
Remote	0		0	
Total	0	0.00%	2	0.31%

Precinct	GABRIEL CORNEJO (DEM)		PRESIDENT R BODDIE (DEM)		JOSEPH R BIDEN JR (DEM)		MARIANNE WILLIAMSON (DEM)		DEAN PHILLIPS (DEM)		ARMANDO "MANDO" PEREZ- SERRATO (DEM)		Total Votes
0457399													
Vote Center	****	****	****	****	****	****	****	****	****	****	****	****	****
Vote by Mail	0	0.00%	0	0.00%	87	88.78%	5	5.10%	1	1.02%	0	0.00%	93
Remote	0		0		0		0		0		0		0
Total	0	0.00%	0	0.00%	88	87.13%	7	6.93%	1	0.99%	0	0.00%	96
0511258													
Vote Center	0	0.00%	0	0.00%	18	90.00%	1	5.00%	0	0.00%	0	0.00%	19
Vote by Mail	0	0.00%	3	0.69%	365	84.49%	13	3.01%	6	1.39%	4	0.93%	396
Remote	0		0		0		0		0		0		0
Total	0	0.00%	3	0.66%	383	84.73%	14	3.10%	6	1.33%	4	0.88%	415
0511579													
Vote Center	0	0.00%	0	0.00%	15	93.75%	0	0.00%	0	0.00%	0	0.00%	15
Vote by Mail	0	0.00%	2	0.69%	246	85.12%	10	3.46%	7	2.42%	1	0.35%	271
Remote	0		0		0		0		0		0		0
Total	0	0.00%	2	0.66%	261	85.57%	10	3.28%	7	2.30%	1	0.33%	286
0511601													
Vote Center	0	0.00%	0	0.00%	12	57.14%	3	14.29%	1	4.76%	1	4.76%	18
Vote by Mail	0	0.00%	5	2.08%	203	84.58%	4	1.67%	10	4.17%	0	0.00%	224
Remote	0		0		0		0		0		0		0
Total	0	0.00%	5	1.92%	215	82.38%	7	2.68%	11	4.21%	1	0.38%	242
0511605													
Vote Center	0	0.00%	0	0.00%	19	67.86%	1	3.57%	0	0.00%	1	3.57%	22
Vote by Mail	0	0.00%	1	0.35%	240	83.04%	10	3.46%	5	1.73%	3	1.04%	263
Remote	0		0		0		0		0		0		0
Total	0	0.00%	1	0.32%	259	81.70%	11	3.47%	5	1.58%	4	1.26%	285
0511611													
Vote Center	0	0.00%	1	1.79%	44	78.57%	0	0.00%	2	3.57%	1	1.79%	48
Vote by Mail	0	0.00%	2	0.33%	534	89.30%	11	1.84%	15	2.51%	1	0.17%	565
Remote	0		0		0		0		0		0		0
Total	0	0.00%	3	0.46%	578	88.38%	11	1.68%	17	2.60%	2	0.31%	613

Precinct	Times Cast	Registered Voters
0511618		
Vote Center	32	660
Vote by Mail	386	660
Remote	0	660
Total	418	660
0511702		
Vote Center	2	24
Vote by Mail	12	24
Remote	0	24
Total	14	24
0511926		
Vote Center	94	1,397
Vote by Mail	646	1,397
Remote	0	1,397
Total	740	1,397
0511951		
Vote Center	80	1,034
Vote by Mail	381	1,034
Remote	0	1,034
Total	461	1,034
0511956		
Vote Center	5	273
Vote by Mail	111	273
Remote	0	273
Total	116	273
0511965		
Vote Center	4	388
Vote by Mail	211	388
Remote	0	388
Total	215	388

Precinct	STEPHEN P LYONS (DEM)		EBAN CAMBRIDGE (DEM)	
0511618				
Vote Center	0	0.00%	0	0.00%
Vote by Mail	4	1.04%	0	0.00%
Remote	0		0	
Total	4	0.96%	0	0.00%
0511702				
Vote Center	****	****	****	****
Vote by Mail	0	0.00%	0	0.00%
Remote	0		0	
Total	0	0.00%	0	0.00%
0511926				
Vote Center	0	0.00%	0	0.00%
Vote by Mail	2	0.31%	0	0.00%
Remote	0		0	
Total	2	0.27%	0	0.00%
0511951				
Vote Center	1	1.25%	0	0.00%
Vote by Mail	0	0.00%	2	0.52%
Remote	0		0	
Total	1	0.22%	2	0.43%
0511956				
Vote Center	****	****	****	****
Vote by Mail	0	0.00%	0	0.00%
Remote	0		0	
Total	0	0.00%	0	0.00%
0511965				
Vote Center	****	****	****	****
Vote by Mail	0	0.00%	0	0.00%
Remote	0		0	
Total	0	0.00%	0	0.00%

Precinct	GABRIEL CORNEJO (DEM)		PRESIDENT R BODDIE (DEM)		JOSEPH R BIDEN JR (DEM)		MARIANNE WILLIAMSON (DEM)		DEAN PHILLIPS (DEM)		ARMANDO "MANDO" PEREZ- SERRATO (DEM)		Total Votes
0511618													
Vote Center	0	0.00%	1	3.13%	23	71.88%	3	9.38%	2	6.25%	0	0.00%	29
Vote by Mail	3	0.78%	3	0.78%	301	77.98%	16	4.15%	13	3.37%	1	0.26%	341
Remote	0		0		0		0		0		0		0
Total	3	0.72%	4	0.96%	324	77.51%	19	4.55%	15	3.59%	1	0.24%	370
0511702													
Vote Center	****	****	****	****	****	****	****	****	****	****	****	****	****
Vote by Mail	0	0.00%	0	0.00%	11	91.67%	0	0.00%	1	8.33%	0	0.00%	12
Remote	0		0		0		0		0		0		0
Total	0	0.00%	0	0.00%	13	92.86%	0	0.00%	1	7.14%	0	0.00%	14
0511926													
Vote Center	0	0.00%	0	0.00%	81	86.17%	3	3.19%	2	2.13%	0	0.00%	86
Vote by Mail	0	0.00%	4	0.62%	561	86.84%	16	2.48%	12	1.86%	0	0.00%	595
Remote	0		0		0		0		0		0		0
Total	0	0.00%	4	0.54%	642	86.76%	19	2.57%	14	1.89%	0	0.00%	681
0511951													
Vote Center	0	0.00%	2	2.50%	65	81.25%	5	6.25%	2	2.50%	0	0.00%	75
Vote by Mail	4	1.05%	1	0.26%	326	85.56%	16	4.20%	8	2.10%	4	1.05%	361
Remote	0		0		0		0		0		0		0
Total	4	0.87%	3	0.65%	391	84.82%	21	4.56%	10	2.17%	4	0.87%	436
0511956													
Vote Center	****	****	****	****	****	****	****	****	****	****	****	****	****
Vote by Mail	0	0.00%	1	0.90%	103	92.79%	2	1.80%	3	2.70%	0	0.00%	109
Remote	0		0		0		0		0		0		0
Total	0	0.00%	1	0.86%	107	92.24%	2	1.72%	4	3.45%	0	0.00%	114
0511965													
Vote Center	****	****	****	****	****	****	****	****	****	****	****	****	****
Vote by Mail	0	0.00%	0	0.00%	193	91.47%	5	2.37%	4	1.90%	2	0.95%	204
Remote	0		0		0		0		0		0		0
Total	0	0.00%	0	0.00%	196	91.16%	5	2.33%	4	1.86%	2	0.93%	207

Precinct	Times Cast	Registered Voters
0513001		
Vote Center	12	306
Vote by Mail	173	306
Remote	0	306
Total	185	306
0513002		
Vote Center	0	0
Vote by Mail	0	0
Remote	0	0
Total	0	0
0513003		
Vote Center	0	0
Vote by Mail	0	0
Remote	0	0
Total	0	0
0551241		
Vote Center	0	4
Vote by Mail		4
Remote		4
Total		4
0551251		
Vote Center	0	31
Vote by Mail	27	31
Remote	0	31
Total	27	31
0551267		
Vote Center	0	0
Vote by Mail	0	0
Remote	0	0
Total	0	0

Precinct	STEPHEN P LYONS (DEM)		EBAN CAMBRIDGE (DEM)	
0513001				
Vote Center	0	0.00%	0	0.00%
Vote by Mail	0	0.00%	1	0.58%
Remote	0		0	
Total	0	0.00%	1	0.54%
0513002				
Vote Center	0		0	
Vote by Mail	0		0	
Remote	0		0	
Total	0		0	
0513003				
Vote Center	0		0	
Vote by Mail	0		0	
Remote	0		0	
Total	0		0	
0551241				
Vote Center				
Vote by Mail				
Remote				
Total				
0551251				
Vote Center	0		0	
Vote by Mail	0	0.00%	0	0.00%
Remote	0		0	
Total	0	0.00%	0	0.00%
0551267				
Vote Center	0		0	
Vote by Mail	0		0	
Remote	0		0	
Total	0		0	

Precinct	Times Cast	Registered Voters
0551301		
Vote Center	13	648
Vote by Mail	432	648
Remote	0	648
Total	445	648
0551341		
Vote Center	18	738
Vote by Mail	434	738
Remote	0	738
Total	452	738
0551347		
Vote Center	0	0
Vote by Mail	0	0
Remote	0	0
Total	0	0
0551375		
Vote Center	0	30
Vote by Mail	18	30
Remote	0	30
Total	18	30
0551382		
Vote Center	17	863
Vote by Mail	454	863
Remote	0	863
Total	471	863
0551418		
Vote Center	0	22
Vote by Mail	12	22
Remote	0	22
Total	12	22

Precinct	STEPHEN P LYONS (DEM)		EBAN CAMBRIDGE (DEM)	
0551301				
Vote Center	1	7.69%	0	0.00%
Vote by Mail	1	0.23%	0	0.00%
Remote	0		0	
Total	2	0.45%	0	0.00%
0551341				
Vote Center	0	0.00%	0	0.00%
Vote by Mail	2	0.46%	0	0.00%
Remote	0		0	
Total	2	0.44%	0	0.00%
0551347				
Vote Center	0		0	
Vote by Mail	0		0	
Remote	0		0	
Total	0		0	
0551375				
Vote Center	0		0	
Vote by Mail	0	0.00%	0	0.00%
Remote	0		0	
Total	0	0.00%	0	0.00%
0551382				
Vote Center	0	0.00%	0	0.00%
Vote by Mail	0	0.00%	0	0.00%
Remote	0		0	
Total	0	0.00%	0	0.00%
0551418				
Vote Center	0		0	
Vote by Mail	0	0.00%	0	0.00%
Remote	0		0	
Total	0	0.00%	0	0.00%

Precinct	GABRIEL CORNEJO (DEM)		PRESIDENT R BODDIE (DEM)		JOSEPH R BIDEN JR (DEM)		MARIANNE WILLIAMSON (DEM)		DEAN PHILLIPS (DEM)		ARMANDO "MANDO" PEREZ- SERRATO (DEM)		Total Votes
0551301													
Vote Center	0	0.00%	0	0.00%	10	76.92%	0	0.00%	0	0.00%	0	0.00%	11
Vote by Mail	0	0.00%	1	0.23%	382	88.43%	12	2.78%	10	2.31%	3	0.69%	409
Remote	0		0		0		0		0		0		0
Total	0	0.00%	1	0.22%	392	88.09%	12	2.70%	10	2.25%	3	0.67%	420
0551341													
Vote Center	0	0.00%	0	0.00%	17	94.44%	0	0.00%	0	0.00%	0	0.00%	17
Vote by Mail	0	0.00%	0	0.00%	370	85.25%	11	2.53%	9	2.07%	1	0.23%	393
Remote	0		0		0		0		0		0		0
Total	0	0.00%	0	0.00%	387	85.62%	11	2.43%	9	1.99%	1	0.22%	410
0551347													
Vote Center	0		0		0		0		0		0		0
Vote by Mail	0		0		0		0		0		0		0
Remote	0		0		0		0		0		0		0
Total	0		0		0		0		0		0		0
0551375													
Vote Center	0		0		0		0		0		0		0
Vote by Mail	0	0.00%	0	0.00%	17	94.44%	0	0.00%	0	0.00%	0	0.00%	17
Remote	0		0		0		0		0		0		0
Total	0	0.00%	0	0.00%	17	94.44%	0	0.00%	0	0.00%	0	0.00%	17
0551382													
Vote Center	0	0.00%	0	0.00%	17	100.00%	0	0.00%	0	0.00%	0	0.00%	17
Vote by Mail	0	0.00%	2	0.44%	409	90.09%	10	2.20%	12	2.64%	2	0.44%	435
Remote	0		0		0		0		0		0		0
Total	0	0.00%	2	0.42%	426	90.45%	10	2.12%	12	2.55%	2	0.42%	452
0551418													
Vote Center	0		0		0		0		0		0		0
Vote by Mail	0	0.00%	0	0.00%	11	91.67%	0	0.00%	0	0.00%	0	0.00%	11
Remote	0		0		0		0		0		0		0
Total	0	0.00%	0	0.00%	11	91.67%	0	0.00%	0	0.00%	0	0.00%	11

Precinct	Times Cast	Registered Voters
0551429		
Vote Center	2	64
Vote by Mail	38	64
Remote	0	64
Total	40	64
0551473		
Vote Center	4	93
Vote by Mail	60	93
Remote	0	93
Total	64	93
0551476		
Vote Center	11	337
Vote by Mail	213	337
Remote	0	337
Total	224	337
0551501		
Vote Center	3	94
Vote by Mail	58	94
Remote	0	94
Total	61	94
0551503		
Vote Center		2
Vote by Mail		2
Remote		2
Total		2
0551504		
Vote Center	24	628
Vote by Mail	343	628
Remote	0	628
Total	367	628

Precinct	STEPHEN P LYONS (DEM)		EBAN CAMBRIDGE (DEM)	
0551429				
Vote Center	****	****	****	****
Vote by Mail	0	0.00%	0	0.00%
Remote	0		0	
Total	0	0.00%	0	0.00%
0551473				
Vote Center	****	****	****	****
Vote by Mail	0	0.00%	0	0.00%
Remote	0		0	
Total	0	0.00%	0	0.00%
0551476				
Vote Center	0	0.00%	0	0.00%
Vote by Mail	0	0.00%	0	0.00%
Remote	0		0	
Total	0	0.00%	0	0.00%
0551501				
Vote Center	****	****	****	****
Vote by Mail	0	0.00%	0	0.00%
Remote	0		0	
Total	0	0.00%	0	0.00%
0551503				
Vote Center	0		0	
Vote by Mail	****	****	****	****
Remote	0		0	
Total	****	****	****	****
0551504				
Vote Center	0	0.00%	0	0.00%
Vote by Mail	2	0.58%	2	0.58%
Remote	0		0	
Total	2	0.54%	2	0.54%

Precinct	GABRIEL CORNEJO (DEM)		PRESIDENT R BODDIE (DEM)		JOSEPH R BIDEN JR (DEM)		MARIANNE WILLIAMSON (DEM)		DEAN PHILLIPS (DEM)		ARMANDO "MANDO" PEREZ- SERRATO (DEM)		Total Votes
0551429													
Vote Center	****	****	****	****	****	****	****	****	****	****	****	****	****
Vote by Mail	0	0.00%	0	0.00%	32	84.21%	1	2.63%	1	2.63%	0	0.00%	34
Remote	0		0		0		0		0		0		0
Total	0	0.00%	0	0.00%	34	85.00%	1	2.50%	1	2.50%	0	0.00%	36
0551473													
Vote Center	****	****	****	****	****	****	****	****	****	****	****	****	****
Vote by Mail	0	0.00%	0	0.00%	51	85.00%	4	6.67%	0	0.00%	0	0.00%	55
Remote	0		0		0		0		0		0		0
Total	0	0.00%	0	0.00%	55	85.94%	4	6.25%	0	0.00%	0	0.00%	59
0551476													
Vote Center	0	0.00%	0	0.00%	9	81.82%	0	0.00%	1	9.09%	0	0.00%	10
Vote by Mail	0	0.00%	0	0.00%	186	87.32%	7	3.29%	2	0.94%	2	0.94%	197
Remote	0		0		0		0		0		0		0
Total	0	0.00%	0	0.00%	195	87.05%	7	3.13%	3	1.34%	2	0.89%	207
0551501													
Vote Center	****	****	****	****	****	****	****	****	****	****	****	****	****
Vote by Mail	1	1.72%	0	0.00%	52	89.66%	0	0.00%	1	1.72%	0	0.00%	54
Remote	0		0		0		0		0		0		0
Total	1	1.64%	0	0.00%	55	90.16%	0	0.00%	1	1.64%	0	0.00%	57
0551503													
Vote Center	0		0		0		0		0		0		0
Vote by Mail	****	****	****	****	****	****	****	****	****	****	****	****	****
Remote	0		0		0		0		0		0		0
Total	****	****	****	****	****	****	****	****	****	****	****	****	****
0551504													
Vote Center	0	0.00%	0	0.00%	19	79.17%	3	12.50%	0	0.00%	0	0.00%	22
Vote by Mail	1	0.29%	0	0.00%	296	86.30%	11	3.21%	9	2.62%	1	0.29%	322
Remote	0		0		0		0		0		0		0
Total	1	0.27%	0	0.00%	315	85.83%	14	3.81%	9	2.45%	1	0.27%	344

Precinct	Times Cast	Registered Voters
0551507		
Vote Center	40	1,101
Vote by Mail	673	1,101
Remote	0	1,101
Total	713	1,101
0551537		
Vote Center	31	786
Vote by Mail	531	786
Remote	0	786
Total	562	786
0551553		
Vote Center	49	765
Vote by Mail	463	765
Remote	0	765
Total	512	765
0551564		
Vote Center	4	56
Vote by Mail	39	56
Remote	0	56
Total	43	56
0551574		
Vote Center	10	183
Vote by Mail	106	183
Remote	0	183
Total	116	183
0551585		
Vote Center	3	70
Vote by Mail	55	70
Remote	0	70
Total	58	70

Precinct	STEPHEN P LYONS (DEM)		EBAN CAMBRIDGE (DEM)	
0551507				
Vote Center	0	0.00%	0	0.00%
Vote by Mail	3	0.45%	0	0.00%
Remote	0		0	
Total	3	0.42%	0	0.00%
0551537				
Vote Center	0	0.00%	0	0.00%
Vote by Mail	0	0.00%	0	0.00%
Remote	0		0	
Total	0	0.00%	0	0.00%
0551553				
Vote Center	0	0.00%	0	0.00%
Vote by Mail	0	0.00%	2	0.43%
Remote	0		0	
Total	0	0.00%	2	0.39%
0551564				
Vote Center	****	****	****	****
Vote by Mail	0	0.00%	0	0.00%
Remote	0		0	
Total	0	0.00%	0	0.00%
0551574				
Vote Center	****	****	****	****
Vote by Mail	0	0.00%	0	0.00%
Remote	0		0	
Total	0	0.00%	0	0.00%
0551585				
Vote Center	****	****	****	****
Vote by Mail	0	0.00%	0	0.00%
Remote	0		0	
Total	1	1.72%	0	0.00%

Precinct	GABRIEL CORNEJO (DEM)		PRESIDENT R BODDIE (DEM)		JOSEPH R BIDEN JR (DEM)		MARIANNE WILLIAMSON (DEM)		DEAN PHILLIPS (DEM)		ARMANDO "MANDO" PEREZ- SERRATO (DEM)		Total Votes
0551507													
Vote Center	0	0.00%	0	0.00%	37	92.50%	0	0.00%	1	2.50%	0	0.00%	38
Vote by Mail	3	0.45%	1	0.15%	570	84.70%	18	2.67%	20	2.97%	0	0.00%	615
Remote	0		0		0		0		0		0		0
Total	3	0.42%	1	0.14%	607	85.13%	18	2.52%	21	2.95%	0	0.00%	653
0551537													
Vote Center	0	0.00%	0	0.00%	29	93.55%	0	0.00%	0	0.00%	0	0.00%	29
Vote by Mail	2	0.38%	3	0.56%	467	87.95%	16	3.01%	12	2.26%	0	0.00%	500
Remote	0		0		0		0		0		0		0
Total	2	0.36%	3	0.53%	496	88.26%	16	2.85%	12	2.14%	0	0.00%	529
0551553													
Vote Center	1	2.04%	0	0.00%	32	65.31%	9	18.37%	2	4.08%	0	0.00%	44
Vote by Mail	0	0.00%	1	0.22%	394	85.10%	13	2.81%	8	1.73%	1	0.22%	419
Remote	0		0		0		0		0		0		0
Total	1	0.20%	1	0.20%	426	83.20%	22	4.30%	10	1.95%	1	0.20%	463
0551564													
Vote Center	****	****	****	****	****	****	****	****	****	****	****	****	****
Vote by Mail	0	0.00%	0	0.00%	36	92.31%	1	2.56%	1	2.56%	0	0.00%	38
Remote	0		0		0		0		0		0		0
Total	0	0.00%	0	0.00%	40	93.02%	1	2.33%	1	2.33%	0	0.00%	42
0551574													
Vote Center	****	****	****	****	****	****	****	****	****	****	****	****	****
Vote by Mail	0	0.00%	0	0.00%	89	83.96%	3	2.83%	5	4.72%	2	1.89%	99
Remote	0		0		0		0		0		0		0
Total	0	0.00%	0	0.00%	99	85.34%	3	2.59%	5	4.31%	2	1.72%	109
0551585													
Vote Center	****	****	****	****	****	****	****	****	****	****	****	****	****
Vote by Mail	0	0.00%	0	0.00%	50	90.91%	3	5.45%	0	0.00%	0	0.00%	53
Remote	0		0		0		0		0		0		0
Total	0	0.00%	0	0.00%	52	89.66%	3	5.17%	0	0.00%	0	0.00%	56

Precinct	Times Cast	Registered Voters
0551591		
Vote Center	0	9
Vote by Mail		9
Remote		9
Total		9
0552001		
Vote Center	24	546
Vote by Mail	384	546
Remote	0	546
Total	408	546
0552003		
Vote Center	24	604
Vote by Mail	402	604
Remote	0	604
Total	426	604
0552005		
Vote Center	44	1,025
Vote by Mail	574	1,025
Remote	0	1,025
Total	618	1,025
0552012		
Vote Center	29	959
Vote by Mail	553	959
Remote	0	959
Total	582	959
0552019		
Vote Center	5	169
Vote by Mail	118	169
Remote	0	169
Total	123	169

Precinct	STEPHEN P LYONS (DEM)		EBAN CAMBRIDGE (DEM)	
0551591				
Vote Center	0		0	
Vote by Mail	****	****	****	****
Remote	0		0	
Total	****	****	****	****
0552001				
Vote Center	0	0.00%	0	0.00%
Vote by Mail	1	0.26%	0	0.00%
Remote	0		0	
Total	1	0.25%	0	0.00%
0552003				
Vote Center	0	0.00%	0	0.00%
Vote by Mail	3	0.75%	2	0.50%
Remote	0		0	
Total	3	0.70%	2	0.47%
0552005				
Vote Center	0	0.00%	0	0.00%
Vote by Mail	0	0.00%	0	0.00%
Remote	0		0	
Total	0	0.00%	0	0.00%
0552012				
Vote Center	0	0.00%	0	0.00%
Vote by Mail	2	0.36%	1	0.18%
Remote	0		0	
Total	2	0.34%	1	0.17%
0552019				
Vote Center	****	****	****	****
Vote by Mail	0	0.00%	0	0.00%
Remote	0		0	
Total	0	0.00%	0	0.00%

Precinct	GABRIEL CORNEJO (DEM)		PRESIDENT R BODDIE (DEM)		JOSEPH R BIDEN JR (DEM)		MARIANNE WILLIAMSON (DEM)		DEAN PHILLIPS (DEM)		ARMANDO "MANDO" PEREZ- SERRATO (DEM)		Total Votes
0551591													
Vote Center	0		0		0		0		0		0		0
Vote by Mail	****	****	****	****	****	****	****	****	****	****	****	****	****
Remote	0		0		0		0		0		0		0
Total	****	****	****	****	****	****	****	****	****	****	****	****	****
0552001													
Vote Center	0	0.00%	1	4.17%	20	83.33%	0	0.00%	0	0.00%	0	0.00%	21
Vote by Mail	0	0.00%	1	0.26%	343	89.32%	9	2.34%	3	0.78%	1	0.26%	358
Remote	0		0		0		0		0		0		0
Total	0	0.00%	2	0.49%	363	88.97%	9	2.21%	3	0.74%	1	0.25%	379
0552003													
Vote Center	0	0.00%	0	0.00%	20	83.33%	2	8.33%	1	4.17%	0	0.00%	23
Vote by Mail	1	0.25%	0	0.00%	355	88.31%	16	3.98%	6	1.49%	0	0.00%	383
Remote	0		0		0		0		0		0		0
Total	1	0.23%	0	0.00%	375	88.03%	18	4.23%	7	1.64%	0	0.00%	406
0552005													
Vote Center	0	0.00%	0	0.00%	38	86.36%	1	2.27%	2	4.55%	0	0.00%	41
Vote by Mail	2	0.35%	0	0.00%	497	86.59%	25	4.36%	12	2.09%	1	0.17%	537
Remote	0		0		0		0		0		0		0
Total	2	0.32%	0	0.00%	535	86.57%	26	4.21%	14	2.27%	1	0.16%	578
0552012													
Vote Center	0	0.00%	0	0.00%	22	75.86%	1	3.45%	4	13.79%	0	0.00%	27
Vote by Mail	0	0.00%	0	0.00%	474	85.71%	21	3.80%	11	1.99%	0	0.00%	509
Remote	0		0		0		0		0		0		0
Total	0	0.00%	0	0.00%	496	85.22%	22	3.78%	15	2.58%	0	0.00%	536
0552019													
Vote Center	****	****	****	****	****	****	****	****	****	****	****	****	****
Vote by Mail	0	0.00%	0	0.00%	106	89.83%	5	4.24%	2	1.69%	0	0.00%	113
Remote	0		0		0		0		0		0		0
Total	0	0.00%	0	0.00%	111	90.24%	5	4.07%	2	1.63%	0	0.00%	118

Precinct	Times Cast	Registered Voters
0552020		
Vote Center	2	122
Vote by Mail	81	122
Remote	0	122
Total	83	122
0552023		
Vote Center		1
Vote by Mail		1
Remote		1
Total		1
0552028		
Vote Center	0	3
Vote by Mail	0	3
Remote	0	3
Total	0	3
Placer County - Total	48,724	89,094
Cumulative		
Cumulative		
Vote Center	0	0
Vote by Mail	0	0
Remote	0	0
Total	0	0
Cumulative - Total	0	0
County - Total	48,724	89,094

Precinct	STEPHEN P LYONS (DEM)		EBAN CAMBRIDGE (DEM)	
0552020				
Vote Center	****	****	****	****
Vote by Mail	0	0.00%	0	0.00%
Remote	0		0	
Total	0	0.00%	0	0.00%
0552023				
Vote Center				
Vote by Mail				
Remote				
Total				
0552028				
Vote Center	0		0	
Vote by Mail	0		0	
Remote	0		0	
Total	0		0	
Placer County - Total	171	0.35%	83	0.17%
Cumulative				
Cumulative				
Vote Center	0		0	
Vote by Mail	0		0	
Remote	0		0	
Total	0		0	
Cumulative - Total	0		0	
County - Total	171	0.35%	83	0.17%

Precinct	GABRIEL CORNEJO (DEM)		PRESIDENT R BODDIE (DEM)		JOSEPH R BIDEN JR (DEM)		MARIANNE WILLIAMSON (DEM)		DEAN PHILLIPS (DEM)		ARMANDO "MANDO" PEREZ- SERRATO (DEM)		Total Votes
0552020													
Vote Center	****	****	****	****	****	****	****	****	****	****	****	****	****
Vote by Mail	0	0.00%	0	0.00%	67	82.72%	1	1.23%	3	3.70%	1	1.23%	72
Remote	0		0		0		0		0		0		0
Total	0	0.00%	0	0.00%	69	83.13%	1	1.20%	3	3.61%	1	1.20%	74
0552023													
Vote Center	[REDACTED]												
Vote by Mail													
Remote													
Total													
0552028													
Vote Center	0		0		0		0		0		0		0
Vote by Mail	0		0		0		0		0		0		0
Remote	0		0		0		0		0		0		0
Total	0		0		0		0		0		0		0
Placer County - Total	147	0.30%	107	0.22%	41,624	85.43%	1,533	3.15%	1,233	2.53%	177	0.36%	45,075
Cumulative													
Cumulative													
Vote Center	0		0		0		0		0		0		0
Vote by Mail	0		0		0		0		0		0		0
Remote	0		0		0		0		0		0		0
Total	0		0		0		0		0		0		0
Cumulative - Total	0		0		0		0		0		0		0
County - Total	147	0.30%	107	0.22%	41,624	85.43%	1,533	3.15%	1,233	2.53%	177	0.36%	45,075

President REP (Vote for 1)

REP **** - Insufficient Turnout to Protect Voter Privacy

Precinct		Times Cast	Registered Voters
County			
Placer County			
0131101			
Vote Center		35	590
Vote by Mail		318	590
Remote		0	590
Total		353	590
0151105			
Vote Center		51	586
Vote by Mail		286	586
Remote		0	586
Total		337	586
0151107			
Vote Center		75	930
Vote by Mail		466	930
Remote		0	930
Total		541	930
0157201			
Vote Center		54	650
Vote by Mail		258	650
Remote		0	650
Total		312	650
0157205			
Vote Center		75	884
Vote by Mail		422	884
Remote		0	884
Total		497	884

Precinct		NIKKI HALEY (REP)		ASA HUTCHINSON (REP)	
County					
Placer County					
0131101					
Vote Center		3	8.57%	0	0.00%
Vote by Mail		67	21.07%	0	0.00%
Remote		0		0	
Total		70	19.83%	0	0.00%
0151105					
Vote Center		5	9.80%	0	0.00%
Vote by Mail		55	19.23%	0	0.00%
Remote		0		0	
Total		60	17.80%	0	0.00%
0151107					
Vote Center		5	6.67%	0	0.00%
Vote by Mail		84	18.03%	0	0.00%
Remote		0		0	
Total		89	16.45%	0	0.00%
0157201					
Vote Center		6	11.11%	0	0.00%
Vote by Mail		34	13.18%	0	0.00%
Remote		0		0	
Total		40	12.82%	0	0.00%
0157205					
Vote Center		7	9.33%	0	0.00%
Vote by Mail		83	19.67%	0	0.00%
Remote		0		0	
Total		90	18.11%	0	0.00%

Precinct	DONALD J. TRUMP (REP)		CHRIS CHRISTIE (REP)		RYAN L BINKLEY (REP)		DAVID STUCKENBERG (REP)		RACHEL SWIFT (REP)		RON DESANTIS (REP)		VIVEK RAMASWAMY (REP)	
County														
Placer County														
0131101														
Vote Center	31	88.57%	0	0.00%	0	0.00%	0	0.00%	0	0.00%	0	0.00%	0	0.00%
Vote by Mail	230	72.33%	5	1.57%	1	0.31%	0	0.00%	1	0.31%	7	2.20%	1	0.31%
Remote	0		0		0		0		0		0		0	
Total	261	73.94%	5	1.42%	1	0.28%	0	0.00%	1	0.28%	7	1.98%	1	0.28%
0151105														
Vote Center	45	88.24%	1	1.96%	0	0.00%	0	0.00%	0	0.00%	0	0.00%	0	0.00%
Vote by Mail	217	75.87%	2	0.70%	0	0.00%	2	0.70%	2	0.70%	3	1.05%	0	0.00%
Remote	0		0		0		0		0		0		0	
Total	262	77.74%	3	0.89%	0	0.00%	2	0.59%	2	0.59%	3	0.89%	0	0.00%
0151107														
Vote Center	69	92.00%	0	0.00%	0	0.00%	0	0.00%	0	0.00%	1	1.33%	0	0.00%
Vote by Mail	356	76.39%	2	0.43%	0	0.00%	2	0.43%	0	0.00%	6	1.29%	5	1.07%
Remote	0		0		0		0		0		0		0	
Total	425	78.56%	2	0.37%	0	0.00%	2	0.37%	0	0.00%	7	1.29%	5	0.92%
0157201														
Vote Center	47	87.04%	0	0.00%	0	0.00%	0	0.00%	0	0.00%	0	0.00%	0	0.00%
Vote by Mail	206	79.84%	1	0.39%	1	0.39%	0	0.00%	0	0.00%	6	2.33%	1	0.39%
Remote	0		0		0		0		0		0		0	
Total	253	81.09%	1	0.32%	1	0.32%	0	0.00%	0	0.00%	6	1.92%	1	0.32%
0157205														
Vote Center	66	88.00%	1	1.33%	0	0.00%	0	0.00%	0	0.00%	1	1.33%	0	0.00%
Vote by Mail	316	74.88%	3	0.71%	2	0.47%	0	0.00%	0	0.00%	6	1.42%	0	0.00%
Remote	0		0		0		0		0		0		0	
Total	382	76.86%	4	0.80%	2	0.40%	0	0.00%	0	0.00%	7	1.41%	0	0.00%

Precinct	Total Votes	HUGO C AGUILAR Qualified Write In		RYAN STEPHEN EHRENREICH Qualified Write In		DOUGLAS GROVES Qualified Write In	
County							
Placer County							
0131101							
Vote Center	34	0	0.00%	0	0.00%	0	0.00%
Vote by Mail	312	0	0.00%	0	0.00%	0	0.00%
Remote	0	0		0		0	
Total	346	0	0.00%	0	0.00%	0	0.00%
0151105							
Vote Center	51	0	0.00%	0	0.00%	0	0.00%
Vote by Mail	281	0	0.00%	0	0.00%	0	0.00%
Remote	0	0		0		0	
Total	332	0	0.00%	0	0.00%	0	0.00%
0151107							
Vote Center	75	0	0.00%	0	0.00%	0	0.00%
Vote by Mail	455	0	0.00%	0	0.00%	0	0.00%
Remote	0	0		0		0	
Total	530	0	0.00%	0	0.00%	0	0.00%
0157201							
Vote Center	53	0	0.00%	0	0.00%	0	0.00%
Vote by Mail	249	0	0.00%	0	0.00%	0	0.00%
Remote	0	0		0		0	
Total	302	0	0.00%	0	0.00%	0	0.00%
0157205							
Vote Center	75	0	0.00%	0	0.00%	0	0.00%
Vote by Mail	410	0	0.00%	0	0.00%	0	0.00%
Remote	0	0		0		0	
Total	485	0	0.00%	0	0.00%	0	0.00%

Precinct	Times Cast	Registered Voters
0157213		
Vote Center	48	387
Vote by Mail	120	387
Remote	0	387
Total	168	387
0157217		
Vote Center	48	520
Vote by Mail	164	520
Remote	0	520
Total	212	520
0157218		
Vote Center	118	999
Vote by Mail	409	999
Remote	0	999
Total	527	999
0157226		
Vote Center	93	799
Vote by Mail	309	799
Remote	0	799
Total	402	799
0157306		
Vote Center	77	920
Vote by Mail	446	920
Remote	0	920
Total	523	920
0157311		
Vote Center	94	826
Vote by Mail	348	826
Remote	0	826
Total	442	826

Precinct	NIKKI HALEY (REP)		ASA HUTCHINSON (REP)	
0157213				
Vote Center	2	4.17%	0	0.00%
Vote by Mail	15	12.50%	0	0.00%
Remote	0		0	
Total	17	10.12%	0	0.00%
0157217				
Vote Center	2	4.17%	0	0.00%
Vote by Mail	25	15.24%	0	0.00%
Remote	0		0	
Total	27	12.74%	0	0.00%
0157218				
Vote Center	15	12.71%	0	0.00%
Vote by Mail	63	15.40%	0	0.00%
Remote	0		0	
Total	78	14.80%	0	0.00%
0157226				
Vote Center	2	2.15%	0	0.00%
Vote by Mail	47	15.21%	0	0.00%
Remote	0		0	
Total	49	12.19%	0	0.00%
0157306				
Vote Center	11	14.29%	0	0.00%
Vote by Mail	91	20.40%	0	0.00%
Remote	0		0	
Total	102	19.50%	0	0.00%
0157311				
Vote Center	20	21.28%	0	0.00%
Vote by Mail	62	17.82%	0	0.00%
Remote	0		0	
Total	82	18.55%	0	0.00%

Precinct	DONALD J. TRUMP (REP)		CHRIS CHRISTIE (REP)		RYAN L BINKLEY (REP)		DAVID STUCKENBERG (REP)		RACHEL SWIFT (REP)		RON DESANTIS (REP)		VIVEK RAMASWAMY (REP)	
0157213														
Vote Center	45	93.75%	1	2.08%	0	0.00%	0	0.00%	0	0.00%	0	0.00%	0	0.00%
Vote by Mail	95	79.17%	1	0.83%	0	0.00%	0	0.00%	0	0.00%	2	1.67%	2	1.67%
Remote	0		0		0		0		0		0		0	
Total	140	83.33%	2	1.19%	0	0.00%	0	0.00%	0	0.00%	2	1.19%	2	1.19%
0157217														
Vote Center	45	93.75%	0	0.00%	0	0.00%	0	0.00%	0	0.00%	0	0.00%	0	0.00%
Vote by Mail	129	78.66%	1	0.61%	0	0.00%	2	1.22%	2	1.22%	1	0.61%	1	0.61%
Remote	0		0		0		0		0		0		0	
Total	174	82.08%	1	0.47%	0	0.00%	2	0.94%	2	0.94%	1	0.47%	1	0.47%
0157218														
Vote Center	100	84.75%	0	0.00%	0	0.00%	0	0.00%	0	0.00%	0	0.00%	2	1.69%
Vote by Mail	323	78.97%	1	0.24%	1	0.24%	0	0.00%	1	0.24%	9	2.20%	2	0.49%
Remote	0		0		0		0		0		0		0	
Total	423	80.27%	1	0.19%	1	0.19%	0	0.00%	1	0.19%	9	1.71%	4	0.76%
0157226														
Vote Center	88	94.62%	0	0.00%	0	0.00%	0	0.00%	0	0.00%	0	0.00%	1	1.08%
Vote by Mail	248	80.26%	3	0.97%	1	0.32%	1	0.32%	0	0.00%	1	0.32%	3	0.97%
Remote	0		0		0		0		0		0		0	
Total	336	83.58%	3	0.75%	1	0.25%	1	0.25%	0	0.00%	1	0.25%	4	1.00%
0157306														
Vote Center	65	84.42%	0	0.00%	0	0.00%	0	0.00%	1	1.30%	0	0.00%	0	0.00%
Vote by Mail	324	72.65%	1	0.22%	2	0.45%	0	0.00%	1	0.22%	7	1.57%	1	0.22%
Remote	0		0		0		0		0		0		0	
Total	389	74.38%	1	0.19%	2	0.38%	0	0.00%	2	0.38%	7	1.34%	1	0.19%
0157311														
Vote Center	70	74.47%	0	0.00%	0	0.00%	0	0.00%	0	0.00%	2	2.13%	0	0.00%
Vote by Mail	270	77.59%	3	0.86%	0	0.00%	0	0.00%	0	0.00%	6	1.72%	1	0.29%
Remote	0		0		0		0		0		0		0	
Total	340	76.92%	3	0.68%	0	0.00%	0	0.00%	0	0.00%	8	1.81%	1	0.23%

Precinct	Total Votes	HUGO C AGUILAR Qualified Write In		RYAN STEPHEN EHRENREICH Qualified Write In		DOUGLAS GROVES Qualified Write In	
0157213							
Vote Center	48	0	0.00%	0	0.00%	0	0.00%
Vote by Mail	115	0	0.00%	0	0.00%	0	0.00%
Remote	0	0		0		0	
Total	163	0	0.00%	0	0.00%	0	0.00%
0157217							
Vote Center	47	0	0.00%	0	0.00%	0	0.00%
Vote by Mail	161	0	0.00%	0	0.00%	0	0.00%
Remote	0	0		0		0	
Total	208	0	0.00%	0	0.00%	0	0.00%
0157218							
Vote Center	117	0	0.00%	0	0.00%	0	0.00%
Vote by Mail	400	0	0.00%	0	0.00%	0	0.00%
Remote	0	0		0		0	
Total	517	0	0.00%	0	0.00%	0	0.00%
0157226							
Vote Center	91	0	0.00%	0	0.00%	0	0.00%
Vote by Mail	304	0	0.00%	0	0.00%	0	0.00%
Remote	0	0		0		0	
Total	395	0	0.00%	0	0.00%	0	0.00%
0157306							
Vote Center	77	0	0.00%	0	0.00%	0	0.00%
Vote by Mail	427	0	0.00%	0	0.00%	0	0.00%
Remote	0	0		0		0	
Total	504	0	0.00%	0	0.00%	0	0.00%
0157311							
Vote Center	92	0	0.00%	0	0.00%	0	0.00%
Vote by Mail	342	0	0.00%	0	0.00%	0	0.00%
Remote	0	0		0		0	
Total	434	0	0.00%	0	0.00%	0	0.00%

Precinct	Times Cast	Registered Voters
0157318		
Vote Center	78	725
Vote by Mail	289	725
Remote	0	725
Total	367	725
0157396		
Vote Center	61	664
Vote by Mail	324	664
Remote	0	664
Total	385	664
0157401		
Vote Center	60	1,021
Vote by Mail	772	1,021
Remote	0	1,021
Total	832	1,021
0157403		
Vote Center	91	920
Vote by Mail	441	920
Remote	0	920
Total	532	920
0157405		
Vote Center	109	972
Vote by Mail	450	972
Remote	0	972
Total	559	972
0157407		
Vote Center	85	1,108
Vote by Mail	423	1,108
Remote	0	1,108
Total	508	1,108

Precinct	NIKKI HALEY (REP)		ASA HUTCHINSON (REP)	
0157318				
Vote Center	10	12.82%	0	0.00%
Vote by Mail	59	20.42%	0	0.00%
Remote	0		0	
Total	69	18.80%	0	0.00%
0157396				
Vote Center	3	4.92%	0	0.00%
Vote by Mail	43	13.27%	1	0.31%
Remote	0		0	
Total	46	11.95%	1	0.26%
0157401				
Vote Center	5	8.33%	0	0.00%
Vote by Mail	182	23.58%	1	0.13%
Remote	0		0	
Total	187	22.48%	1	0.12%
0157403				
Vote Center	14	15.38%	0	0.00%
Vote by Mail	83	18.82%	0	0.00%
Remote	0		0	
Total	97	18.23%	0	0.00%
0157405				
Vote Center	13	11.93%	1	0.92%
Vote by Mail	97	21.56%	0	0.00%
Remote	0		0	
Total	110	19.68%	1	0.18%
0157407				
Vote Center	8	9.41%	0	0.00%
Vote by Mail	84	19.86%	1	0.24%
Remote	0		0	
Total	92	18.11%	1	0.20%

Precinct	DONALD J. TRUMP (REP)		CHRIS CHRISTIE (REP)		RYAN L BINKLEY (REP)		DAVID STUCKENBERG (REP)		RACHEL SWIFT (REP)		RON DESANTIS (REP)		VIVEK RAMASWAMY (REP)	
0157318														
Vote Center	64	82.05%	0	0.00%	0	0.00%	0	0.00%	0	0.00%	4	5.13%	0	0.00%
Vote by Mail	224	77.51%	0	0.00%	1	0.35%	0	0.00%	0	0.00%	3	1.04%	1	0.35%
Remote	0		0		0		0		0		0		0	
Total	288	78.47%	0	0.00%	1	0.27%	0	0.00%	0	0.00%	7	1.91%	1	0.27%
0157396														
Vote Center	56	91.80%	0	0.00%	0	0.00%	0	0.00%	0	0.00%	0	0.00%	1	1.64%
Vote by Mail	268	82.72%	2	0.62%	0	0.00%	0	0.00%	0	0.00%	3	0.93%	0	0.00%
Remote	0		0		0		0		0		0		0	
Total	324	84.16%	2	0.52%	0	0.00%	0	0.00%	0	0.00%	3	0.78%	1	0.26%
0157401														
Vote Center	53	88.33%	0	0.00%	0	0.00%	0	0.00%	0	0.00%	2	3.33%	0	0.00%
Vote by Mail	543	70.34%	5	0.65%	4	0.52%	0	0.00%	2	0.26%	16	2.07%	1	0.13%
Remote	0		0		0		0		0		0		0	
Total	596	71.63%	5	0.60%	4	0.48%	0	0.00%	2	0.24%	18	2.16%	1	0.12%
0157403														
Vote Center	75	82.42%	0	0.00%	0	0.00%	0	0.00%	0	0.00%	1	1.10%	1	1.10%
Vote by Mail	333	75.51%	3	0.68%	1	0.23%	0	0.00%	1	0.23%	9	2.04%	3	0.68%
Remote	0		0		0		0		0		0		0	
Total	408	76.69%	3	0.56%	1	0.19%	0	0.00%	1	0.19%	10	1.88%	4	0.75%
0157405														
Vote Center	94	86.24%	0	0.00%	0	0.00%	0	0.00%	0	0.00%	1	0.92%	0	0.00%
Vote by Mail	330	73.33%	4	0.89%	0	0.00%	1	0.22%	0	0.00%	12	2.67%	1	0.22%
Remote	0		0		0		0		0		0		0	
Total	424	75.85%	4	0.72%	0	0.00%	1	0.18%	0	0.00%	13	2.33%	1	0.18%
0157407														
Vote Center	74	87.06%	0	0.00%	0	0.00%	0	0.00%	1	1.18%	2	2.35%	0	0.00%
Vote by Mail	306	72.34%	6	1.42%	0	0.00%	0	0.00%	0	0.00%	8	1.89%	4	0.95%
Remote	0		0		0		0		0		0		0	
Total	380	74.80%	6	1.18%	0	0.00%	0	0.00%	1	0.20%	10	1.97%	4	0.79%

Precinct	Total Votes	HUGO C AGUILAR Qualified Write In		RYAN STEPHEN EHRENREICH Qualified Write In		DOUGLAS GROVES Qualified Write In	
0157318							
Vote Center	78	0	0.00%	0	0.00%	0	0.00%
Vote by Mail	288	0	0.00%	0	0.00%	0	0.00%
Remote	0	0		0		0	
Total	366	0	0.00%	0	0.00%	0	0.00%
0157396							
Vote Center	60	0	0.00%	0	0.00%	0	0.00%
Vote by Mail	317	0	0.00%	0	0.00%	0	0.00%
Remote	0	0		0		0	
Total	377	0	0.00%	0	0.00%	0	0.00%
0157401							
Vote Center	60	0	0.00%	0	0.00%	0	0.00%
Vote by Mail	754	0	0.00%	0	0.00%	0	0.00%
Remote	0	0		0		0	
Total	814	0	0.00%	0	0.00%	0	0.00%
0157403							
Vote Center	91	0	0.00%	0	0.00%	0	0.00%
Vote by Mail	433	0	0.00%	0	0.00%	0	0.00%
Remote	0	0		0		0	
Total	524	0	0.00%	0	0.00%	0	0.00%
0157405							
Vote Center	109	0	0.00%	0	0.00%	0	0.00%
Vote by Mail	445	0	0.00%	0	0.00%	0	0.00%
Remote	0	0		0		0	
Total	554	0	0.00%	0	0.00%	0	0.00%
0157407							
Vote Center	85	0	0.00%	0	0.00%	0	0.00%
Vote by Mail	409	0	0.00%	0	0.00%	0	0.00%
Remote	0	0		0		0	
Total	494	0	0.00%	0	0.00%	0	0.00%

Precinct	Times Cast	Registered Voters
0157408		
Vote Center	30	809
Vote by Mail	522	809
Remote	0	809
Total	552	809
0157409		
Vote Center	25	505
Vote by Mail	404	505
Remote	0	505
Total	429	505
0157412		
Vote Center	84	917
Vote by Mail	340	917
Remote	0	917
Total	424	917
0157414		
Vote Center	60	930
Vote by Mail	371	930
Remote	0	930
Total	431	930
0157415		
Vote Center	106	1,175
Vote by Mail	536	1,175
Remote	0	1,175
Total	642	1,175
0157502		
Vote Center	109	1,066
Vote by Mail	480	1,066
Remote	0	1,066
Total	589	1,066

Precinct	NIKKI HALEY (REP)		ASA HUTCHINSON (REP)	
0157408				
Vote Center	4	13.33%	0	0.00%
Vote by Mail	130	24.90%	0	0.00%
Remote	0		0	
Total	134	24.28%	0	0.00%
0157409				
Vote Center	4	16.00%	0	0.00%
Vote by Mail	122	30.20%	0	0.00%
Remote	0		0	
Total	126	29.37%	0	0.00%
0157412				
Vote Center	7	8.33%	0	0.00%
Vote by Mail	57	16.76%	0	0.00%
Remote	0		0	
Total	64	15.09%	0	0.00%
0157414				
Vote Center	6	10.00%	0	0.00%
Vote by Mail	64	17.25%	1	0.27%
Remote	0		0	
Total	70	16.24%	1	0.23%
0157415				
Vote Center	10	9.43%	0	0.00%
Vote by Mail	97	18.10%	0	0.00%
Remote	0		0	
Total	107	16.67%	0	0.00%
0157502				
Vote Center	10	9.17%	0	0.00%
Vote by Mail	82	17.08%	0	0.00%
Remote	0		0	
Total	92	15.62%	0	0.00%

Precinct	DONALD J. TRUMP (REP)		CHRIS CHRISTIE (REP)		RYAN L BINKLEY (REP)		DAVID STUCKENBERG (REP)		RACHEL SWIFT (REP)		RON DESANTIS (REP)		VIVEK RAMASWAMY (REP)	
0157408														
Vote Center	25	83.33%	0	0.00%	0	0.00%	0	0.00%	0	0.00%	0	0.00%	0	0.00%
Vote by Mail	361	69.16%	5	0.96%	1	0.19%	0	0.00%	0	0.00%	13	2.49%	1	0.19%
Remote	0		0		0		0		0		0		0	
Total	386	69.93%	5	0.91%	1	0.18%	0	0.00%	0	0.00%	13	2.36%	1	0.18%
0157409														
Vote Center	20	80.00%	0	0.00%	0	0.00%	0	0.00%	0	0.00%	0	0.00%	0	0.00%
Vote by Mail	253	62.62%	3	0.74%	0	0.00%	0	0.00%	0	0.00%	10	2.48%	3	0.74%
Remote	0		0		0		0		0		0		0	
Total	273	63.64%	3	0.70%	0	0.00%	0	0.00%	0	0.00%	10	2.33%	3	0.70%
0157412														
Vote Center	74	88.10%	0	0.00%	0	0.00%	0	0.00%	0	0.00%	1	1.19%	0	0.00%
Vote by Mail	259	76.18%	2	0.59%	2	0.59%	0	0.00%	0	0.00%	4	1.18%	0	0.00%
Remote	0		0		0		0		0		0		0	
Total	333	78.54%	2	0.47%	2	0.47%	0	0.00%	0	0.00%	5	1.18%	0	0.00%
0157414														
Vote Center	51	85.00%	0	0.00%	0	0.00%	0	0.00%	0	0.00%	1	1.67%	1	1.67%
Vote by Mail	285	76.82%	2	0.54%	0	0.00%	0	0.00%	1	0.27%	12	3.23%	1	0.27%
Remote	0		0		0		0		0		0		0	
Total	336	77.96%	2	0.46%	0	0.00%	0	0.00%	1	0.23%	13	3.02%	2	0.46%
0157415														
Vote Center	91	85.85%	0	0.00%	0	0.00%	0	0.00%	0	0.00%	3	2.83%	1	0.94%
Vote by Mail	418	77.99%	1	0.19%	1	0.19%	0	0.00%	0	0.00%	6	1.12%	3	0.56%
Remote	0		0		0		0		0		0		0	
Total	509	79.28%	1	0.16%	1	0.16%	0	0.00%	0	0.00%	9	1.40%	4	0.62%
0157502														
Vote Center	97	88.99%	0	0.00%	0	0.00%	0	0.00%	0	0.00%	1	0.92%	0	0.00%
Vote by Mail	374	77.92%	0	0.00%	2	0.42%	0	0.00%	0	0.00%	8	1.67%	3	0.63%
Remote	0		0		0		0		0		0		0	
Total	471	79.97%	0	0.00%	2	0.34%	0	0.00%	0	0.00%	9	1.53%	3	0.51%

Precinct	Total Votes	HUGO C AGUILAR Qualified Write In		RYAN STEPHEN EHRENREICH Qualified Write In		DOUGLAS GROVES Qualified Write In	
0157408							
Vote Center	29	0	0.00%	0	0.00%	0	0.00%
Vote by Mail	511	0	0.00%	0	0.00%	0	0.00%
Remote	0	0		0		0	
Total	540	0	0.00%	0	0.00%	0	0.00%
0157409							
Vote Center	24	0	0.00%	0	0.00%	0	0.00%
Vote by Mail	391	0	0.00%	0	0.00%	0	0.00%
Remote	0	0		0		0	
Total	415	0	0.00%	0	0.00%	0	0.00%
0157412							
Vote Center	82	0	0.00%	0	0.00%	0	0.00%
Vote by Mail	324	0	0.00%	0	0.00%	0	0.00%
Remote	0	0		0		0	
Total	406	0	0.00%	0	0.00%	0	0.00%
0157414							
Vote Center	59	0	0.00%	0	0.00%	0	0.00%
Vote by Mail	366	0	0.00%	0	0.00%	0	0.00%
Remote	0	0		0		0	
Total	425	0	0.00%	0	0.00%	0	0.00%
0157415							
Vote Center	105	0	0.00%	0	0.00%	0	0.00%
Vote by Mail	526	0	0.00%	0	0.00%	0	0.00%
Remote	0	0		0		0	
Total	631	0	0.00%	0	0.00%	0	0.00%
0157502							
Vote Center	108	0	0.00%	0	0.00%	0	0.00%
Vote by Mail	469	0	0.00%	0	0.00%	0	0.00%
Remote	0	0		0		0	
Total	577	0	0.00%	0	0.00%	0	0.00%

Precinct	Times Cast	Registered Voters
0157503		
Vote Center	67	864
Vote by Mail	357	864
Remote	0	864
Total	424	864
0157506		
Vote Center	100	1,108
Vote by Mail	478	1,108
Remote	0	1,108
Total	578	1,108
0231120		
Vote Center	173	1,663
Vote by Mail	743	1,663
Remote	0	1,663
Total	916	1,663
0231147		
Vote Center	82	1,043
Vote by Mail	497	1,043
Remote	0	1,043
Total	579	1,043
0234104		
Vote Center	1	52
Vote by Mail	15	52
Remote	0	52
Total	16	52
0251129		
Vote Center	5	76
Vote by Mail	36	76
Remote	0	76
Total	41	76

Precinct	NIKKI HALEY (REP)		ASA HUTCHINSON (REP)	
0157503				
Vote Center	3	4.48%	0	0.00%
Vote by Mail	54	15.13%	0	0.00%
Remote	0		0	
Total	57	13.44%	0	0.00%
0157506				
Vote Center	8	8.00%	0	0.00%
Vote by Mail	90	18.83%	0	0.00%
Remote	0		0	
Total	98	16.96%	0	0.00%
0231120				
Vote Center	8	4.62%	0	0.00%
Vote by Mail	71	9.56%	1	0.13%
Remote	0		0	
Total	79	8.62%	1	0.11%
0231147				
Vote Center	6	7.32%	0	0.00%
Vote by Mail	48	9.66%	1	0.20%
Remote	0		0	
Total	54	9.33%	1	0.17%
0234104				
Vote Center	****	****	****	****
Vote by Mail	1	6.67%	0	0.00%
Remote	0		0	
Total	1	6.25%	0	0.00%
0251129				
Vote Center	****	****	****	****
Vote by Mail	2	5.56%	0	0.00%
Remote	0		0	
Total	2	4.88%	0	0.00%

Precinct	DONALD J. TRUMP (REP)		CHRIS CHRISTIE (REP)		RYAN L BINKLEY (REP)		DAVID STUCKENBERG (REP)		RACHEL SWIFT (REP)		RON DESANTIS (REP)		VIVEK RAMASWAMY (REP)	
0157503														
Vote Center	63	94.03%	0	0.00%	0	0.00%	0	0.00%	0	0.00%	0	0.00%	0	0.00%
Vote by Mail	284	79.55%	1	0.28%	0	0.00%	0	0.00%	1	0.28%	2	0.56%	4	1.12%
Remote	0		0		0		0		0		0		0	
Total	347	81.84%	1	0.24%	0	0.00%	0	0.00%	1	0.24%	2	0.47%	4	0.94%
0157506														
Vote Center	89	89.00%	1	1.00%	0	0.00%	0	0.00%	0	0.00%	0	0.00%	1	1.00%
Vote by Mail	371	77.62%	1	0.21%	0	0.00%	0	0.00%	2	0.42%	6	1.26%	2	0.42%
Remote	0		0		0		0		0		0		0	
Total	460	79.58%	2	0.35%	0	0.00%	0	0.00%	2	0.35%	6	1.04%	3	0.52%
0231120														
Vote Center	162	93.64%	0	0.00%	0	0.00%	0	0.00%	0	0.00%	1	0.58%	1	0.58%
Vote by Mail	648	87.21%	3	0.40%	1	0.13%	1	0.13%	0	0.00%	4	0.54%	3	0.40%
Remote	0		0		0		0		0		0		0	
Total	810	88.43%	3	0.33%	1	0.11%	1	0.11%	0	0.00%	5	0.55%	4	0.44%
0231147														
Vote Center	76	92.68%	0	0.00%	0	0.00%	0	0.00%	0	0.00%	0	0.00%	0	0.00%
Vote by Mail	434	87.32%	2	0.40%	0	0.00%	0	0.00%	0	0.00%	7	1.41%	0	0.00%
Remote	0		0		0		0		0		0		0	
Total	510	88.08%	2	0.35%	0	0.00%	0	0.00%	0	0.00%	7	1.21%	0	0.00%
0234104														
Vote Center	****	****	****	****	****	****	****	****	****	****	****	****	****	****
Vote by Mail	13	86.67%	0	0.00%	0	0.00%	0	0.00%	0	0.00%	1	6.67%	0	0.00%
Remote	0		0		0		0		0		0		0	
Total	14	87.50%	0	0.00%	0	0.00%	0	0.00%	0	0.00%	1	6.25%	0	0.00%
0251129														
Vote Center	****	****	****	****	****	****	****	****	****	****	****	****	****	****
Vote by Mail	33	91.67%	1	2.78%	0	0.00%	0	0.00%	0	0.00%	0	0.00%	0	0.00%
Remote	0		0		0		0		0		0		0	
Total	38	92.68%	1	2.44%	0	0.00%	0	0.00%	0	0.00%	0	0.00%	0	0.00%

Precinct	Total Votes	HUGO C AGUILAR Qualified Write In		RYAN STEPHEN EHRENREICH Qualified Write In		DOUGLAS GROVES Qualified Write In	
0157503							
Vote Center	66	0	0.00%	0	0.00%	0	0.00%
Vote by Mail	346	0	0.00%	0	0.00%	0	0.00%
Remote	0	0		0		0	
Total	412	0	0.00%	0	0.00%	0	0.00%
0157506							
Vote Center	99	0	0.00%	0	0.00%	0	0.00%
Vote by Mail	472	0	0.00%	0	0.00%	0	0.00%
Remote	0	0		0		0	
Total	571	0	0.00%	0	0.00%	0	0.00%
0231120							
Vote Center	172	0	0.00%	0	0.00%	0	0.00%
Vote by Mail	732	0	0.00%	0	0.00%	0	0.00%
Remote	0	0		0		0	
Total	904	0	0.00%	0	0.00%	0	0.00%
0231147							
Vote Center	82	0	0.00%	0	0.00%	0	0.00%
Vote by Mail	492	0	0.00%	0	0.00%	0	0.00%
Remote	0	0		0		0	
Total	574	0	0.00%	0	0.00%	0	0.00%
0234104							
Vote Center	****	****	****	****	****	****	****
Vote by Mail	15	0	0.00%	0	0.00%	0	0.00%
Remote	0	0		0		0	
Total	16	0	0.00%	0	0.00%	0	0.00%
0251129							
Vote Center	****	****	****	****	****	****	****
Vote by Mail	36	0	0.00%	0	0.00%	0	0.00%
Remote	0	0		0		0	
Total	41	0	0.00%	0	0.00%	0	0.00%

Precinct	Times Cast	Registered Voters
0251167		
Vote Center	36	394
Vote by Mail	197	394
Remote	0	394
Total	233	394
0251250		
Vote Center		1
Vote by Mail		1
Remote		1
Total		1
0254000		
Vote Center	0	0
Vote by Mail	0	0
Remote	0	0
Total	0	0
0254101		
Vote Center	64	797
Vote by Mail	301	797
Remote	0	797
Total	365	797
0254103		
Vote Center	45	601
Vote by Mail	261	601
Remote	0	601
Total	306	601
0254194		
Vote Center	62	847
Vote by Mail	375	847
Remote	0	847
Total	437	847

Precinct	NIKKI HALEY (REP)		ASA HUTCHINSON (REP)	
0251167				
Vote Center	2	5.56%	0	0.00%
Vote by Mail	41	20.81%	0	0.00%
Remote	0		0	
Total	43	18.45%	0	0.00%
0251250				
Vote Center				
Vote by Mail				
Remote				
Total				
0254000				
Vote Center	0		0	
Vote by Mail	0		0	
Remote	0		0	
Total	0		0	
0254101				
Vote Center	3	4.69%	0	0.00%
Vote by Mail	32	10.63%	0	0.00%
Remote	0		0	
Total	35	9.59%	0	0.00%
0254103				
Vote Center	1	2.22%	0	0.00%
Vote by Mail	37	14.18%	1	0.38%
Remote	0		0	
Total	38	12.42%	1	0.33%
0254194				
Vote Center	3	4.84%	0	0.00%
Vote by Mail	40	10.67%	0	0.00%
Remote	0		0	
Total	43	9.84%	0	0.00%

Precinct	DONALD J. TRUMP (REP)		CHRIS CHRISTIE (REP)		RYAN L BINKLEY (REP)		DAVID STUCKENBERG (REP)		RACHEL SWIFT (REP)		RON DESANTIS (REP)		VIVEK RAMASWAMY (REP)	
0251167														
Vote Center	34	94.44%	0	0.00%	0	0.00%	0	0.00%	0	0.00%	0	0.00%	0	0.00%
Vote by Mail	150	76.14%	2	1.02%	0	0.00%	0	0.00%	0	0.00%	1	0.51%	0	0.00%
Remote	0		0		0		0		0		0		0	
Total	184	78.97%	2	0.86%	0	0.00%	0	0.00%	0	0.00%	1	0.43%	0	0.00%
0251250														
Vote Center	[REDACTED]													
Vote by Mail	[REDACTED]													
Remote	[REDACTED]													
Total	[REDACTED]													
0254000														
Vote Center	0		0		0		0		0		0		0	
Vote by Mail	0		0		0		0		0		0		0	
Remote	0		0		0		0		0		0		0	
Total	0		0		0		0		0		0		0	
0254101														
Vote Center	59	92.19%	0	0.00%	0	0.00%	0	0.00%	0	0.00%	2	3.13%	0	0.00%
Vote by Mail	248	82.39%	4	1.33%	0	0.00%	0	0.00%	1	0.33%	7	2.33%	3	1.00%
Remote	0		0		0		0		0		0		0	
Total	307	84.11%	4	1.10%	0	0.00%	0	0.00%	1	0.27%	9	2.47%	3	0.82%
0254103														
Vote Center	43	95.56%	0	0.00%	0	0.00%	0	0.00%	0	0.00%	0	0.00%	0	0.00%
Vote by Mail	210	80.46%	0	0.00%	0	0.00%	1	0.38%	0	0.00%	5	1.92%	1	0.38%
Remote	0		0		0		0		0		0		0	
Total	253	82.68%	0	0.00%	0	0.00%	1	0.33%	0	0.00%	5	1.63%	1	0.33%
0254194														
Vote Center	59	95.16%	0	0.00%	0	0.00%	0	0.00%	0	0.00%	0	0.00%	0	0.00%
Vote by Mail	316	84.27%	1	0.27%	1	0.27%	1	0.27%	0	0.00%	10	2.67%	0	0.00%
Remote	0		0		0		0		0		0		0	
Total	375	85.81%	1	0.23%	1	0.23%	1	0.23%	0	0.00%	10	2.29%	0	0.00%

Precinct	Total Votes	HUGO C AGUILAR Qualified Write In	RYAN STEPHEN EHRENREICH Qualified Write In	DOUGLAS GROVES Qualified Write In
0251167				
Vote Center	36	0 0.00%	0 0.00%	0 0.00%
Vote by Mail	194	0 0.00%	0 0.00%	0 0.00%
Remote	0	0	0	0
Total	230	0 0.00%	0 0.00%	0 0.00%
0251250				
Vote Center				
Vote by Mail				
Remote				
Total				
0254000				
Vote Center	0	0	0	0
Vote by Mail	0	0	0	0
Remote	0	0	0	0
Total	0	0	0	0
0254101				
Vote Center	64	0 0.00%	0 0.00%	0 0.00%
Vote by Mail	295	0 0.00%	0 0.00%	0 0.00%
Remote	0	0	0	0
Total	359	0 0.00%	0 0.00%	0 0.00%
0254103				
Vote Center	44	0 0.00%	0 0.00%	0 0.00%
Vote by Mail	255	0 0.00%	0 0.00%	0 0.00%
Remote	0	0	0	0
Total	299	0 0.00%	0 0.00%	0 0.00%
0254194				
Vote Center	62	0 0.00%	0 0.00%	0 0.00%
Vote by Mail	369	0 0.00%	0 0.00%	0 0.00%
Remote	0	0	0	0
Total	431	0 0.00%	0 0.00%	0 0.00%

Precinct	Times Cast	Registered Voters
0254195		
Vote Center	30	391
Vote by Mail	175	391
Remote	0	391
Total	205	391
0254198		
Vote Center	37	344
Vote by Mail	118	344
Remote	0	344
Total	155	344
0254203		
Vote Center	59	728
Vote by Mail	236	728
Remote	0	728
Total	295	728
0254294		
Vote Center	26	291
Vote by Mail	139	291
Remote	0	291
Total	165	291
0254297		
Vote Center	113	1,084
Vote by Mail	369	1,084
Remote	0	1,084
Total	482	1,084
0254301		
Vote Center	41	516
Vote by Mail	172	516
Remote	0	516
Total	213	516

Precinct	NIKKI HALEY (REP)		ASA HUTCHINSON (REP)	
0254195				
Vote Center	4	13.33%	0	0.00%
Vote by Mail	17	9.71%	0	0.00%
Remote	0		0	
Total	21	10.24%	0	0.00%
0254198				
Vote Center	0	0.00%	0	0.00%
Vote by Mail	16	13.56%	0	0.00%
Remote	0		0	
Total	16	10.32%	0	0.00%
0254203				
Vote Center	2	3.39%	0	0.00%
Vote by Mail	28	11.86%	1	0.42%
Remote	0		0	
Total	30	10.17%	1	0.34%
0254294				
Vote Center	2	7.69%	0	0.00%
Vote by Mail	12	8.63%	0	0.00%
Remote	0		0	
Total	14	8.48%	0	0.00%
0254297				
Vote Center	11	9.73%	0	0.00%
Vote by Mail	42	11.38%	0	0.00%
Remote	0		0	
Total	53	11.00%	0	0.00%
0254301				
Vote Center	0	0.00%	0	0.00%
Vote by Mail	30	17.44%	1	0.58%
Remote	0		0	
Total	30	14.08%	1	0.47%

Precinct	DONALD J. TRUMP (REP)		CHRIS CHRISTIE (REP)		RYAN L BINKLEY (REP)		DAVID STUCKENBERG (REP)		RACHEL SWIFT (REP)		RON DESANTIS (REP)		VIVEK RAMASWAMY (REP)	
0254195														
Vote Center	26	86.67%	0	0.00%	0	0.00%	0	0.00%	0	0.00%	0	0.00%	0	0.00%
Vote by Mail	146	83.43%	1	0.57%	0	0.00%	0	0.00%	0	0.00%	6	3.43%	1	0.57%
Remote	0		0		0		0		0		0		0	
Total	172	83.90%	1	0.49%	0	0.00%	0	0.00%	0	0.00%	6	2.93%	1	0.49%
0254198														
Vote Center	37	100.00%	0	0.00%	0	0.00%	0	0.00%	0	0.00%	0	0.00%	0	0.00%
Vote by Mail	94	79.66%	1	0.85%	0	0.00%	0	0.00%	0	0.00%	2	1.69%	1	0.85%
Remote	0		0		0		0		0		0		0	
Total	131	84.52%	1	0.65%	0	0.00%	0	0.00%	0	0.00%	2	1.29%	1	0.65%
0254203														
Vote Center	54	91.53%	0	0.00%	0	0.00%	0	0.00%	0	0.00%	1	1.69%	0	0.00%
Vote by Mail	199	84.32%	1	0.42%	1	0.42%	0	0.00%	1	0.42%	2	0.85%	0	0.00%
Remote	0		0		0		0		0		0		0	
Total	253	85.76%	1	0.34%	1	0.34%	0	0.00%	1	0.34%	3	1.02%	0	0.00%
0254294														
Vote Center	24	92.31%	0	0.00%	0	0.00%	0	0.00%	0	0.00%	0	0.00%	0	0.00%
Vote by Mail	118	84.89%	0	0.00%	0	0.00%	0	0.00%	0	0.00%	3	2.16%	3	2.16%
Remote	0		0		0		0		0		0		0	
Total	142	86.06%	0	0.00%	0	0.00%	0	0.00%	0	0.00%	3	1.82%	3	1.82%
0254297														
Vote Center	102	90.27%	0	0.00%	0	0.00%	0	0.00%	0	0.00%	0	0.00%	0	0.00%
Vote by Mail	303	82.11%	0	0.00%	2	0.54%	0	0.00%	0	0.00%	6	1.63%	3	0.81%
Remote	0		0		0		0		0		0		0	
Total	405	84.02%	0	0.00%	2	0.41%	0	0.00%	0	0.00%	6	1.24%	3	0.62%
0254301														
Vote Center	40	97.56%	0	0.00%	0	0.00%	0	0.00%	0	0.00%	1	2.44%	0	0.00%
Vote by Mail	128	74.42%	0	0.00%	2	1.16%	0	0.00%	1	0.58%	5	2.91%	1	0.58%
Remote	0		0		0		0		0		0		0	
Total	168	78.87%	0	0.00%	2	0.94%	0	0.00%	1	0.47%	6	2.82%	1	0.47%

Precinct	Total Votes	HUGO C AGUILAR Qualified Write In		RYAN STEPHEN EHRENREICH Qualified Write In		DOUGLAS GROVES Qualified Write In	
0254195							
Vote Center	30	0	0.00%	0	0.00%	0	0.00%
Vote by Mail	171	0	0.00%	0	0.00%	0	0.00%
Remote	0	0		0		0	
Total	201	0	0.00%	0	0.00%	0	0.00%
0254198							
Vote Center	37	0	0.00%	0	0.00%	0	0.00%
Vote by Mail	114	0	0.00%	0	0.00%	0	0.00%
Remote	0	0		0		0	
Total	151	0	0.00%	0	0.00%	0	0.00%
0254203							
Vote Center	57	0	0.00%	0	0.00%	0	0.00%
Vote by Mail	233	0	0.00%	0	0.00%	0	0.00%
Remote	0	0		0		0	
Total	290	0	0.00%	0	0.00%	0	0.00%
0254294							
Vote Center	26	0	0.00%	0	0.00%	0	0.00%
Vote by Mail	136	0	0.00%	0	0.00%	0	0.00%
Remote	0	0		0		0	
Total	162	0	0.00%	0	0.00%	0	0.00%
0254297							
Vote Center	113	0	0.00%	0	0.00%	0	0.00%
Vote by Mail	356	0	0.00%	0	0.00%	0	0.00%
Remote	0	0		0		0	
Total	469	0	0.00%	0	0.00%	0	0.00%
0254301							
Vote Center	41	0	0.00%	0	0.00%	0	0.00%
Vote by Mail	168	0	0.00%	0	0.00%	0	0.00%
Remote	0	0		0		0	
Total	209	0	0.00%	0	0.00%	0	0.00%

Precinct	Times Cast	Registered Voters
0254304		
Vote Center	46	780
Vote by Mail	314	780
Remote	0	780
Total	360	780
0254306		
Vote Center	31	677
Vote by Mail	302	677
Remote	0	677
Total	333	677
0254307		
Vote Center	64	759
Vote by Mail	299	759
Remote	0	759
Total	363	759
0254401		
Vote Center	94	1,319
Vote by Mail	1,032	1,319
Remote	0	1,319
Total	1,126	1,319
0254404		
Vote Center	92	1,152
Vote by Mail	858	1,152
Remote	0	1,152
Total	950	1,152
0254409		
Vote Center	76	728
Vote by Mail	533	728
Remote	0	728
Total	609	728

Precinct	NIKKI HALEY (REP)		ASA HUTCHINSON (REP)	
0254304				
Vote Center	2	4.35%	0	0.00%
Vote by Mail	45	14.33%	1	0.32%
Remote	0		0	
Total	47	13.06%	1	0.28%
0254306				
Vote Center	2	6.45%	0	0.00%
Vote by Mail	57	18.87%	0	0.00%
Remote	0		0	
Total	59	17.72%	0	0.00%
0254307				
Vote Center	2	3.13%	0	0.00%
Vote by Mail	38	12.71%	0	0.00%
Remote	0		0	
Total	40	11.02%	0	0.00%
0254401				
Vote Center	9	9.57%	0	0.00%
Vote by Mail	261	25.29%	0	0.00%
Remote	0		0	
Total	270	23.98%	0	0.00%
0254404				
Vote Center	7	7.61%	0	0.00%
Vote by Mail	233	27.16%	0	0.00%
Remote	0		0	
Total	240	25.26%	0	0.00%
0254409				
Vote Center	7	9.21%	0	0.00%
Vote by Mail	134	25.14%	0	0.00%
Remote	0		0	
Total	141	23.15%	0	0.00%

Precinct	DONALD J. TRUMP (REP)		CHRIS CHRISTIE (REP)		RYAN L BINKLEY (REP)		DAVID STUCKENBERG (REP)		RACHEL SWIFT (REP)		RON DESANTIS (REP)		VIVEK RAMASWAMY (REP)	
0254304														
Vote Center	43	93.48%	0	0.00%	0	0.00%	0	0.00%	0	0.00%	0	0.00%	0	0.00%
Vote by Mail	248	78.98%	3	0.96%	0	0.00%	1	0.32%	0	0.00%	7	2.23%	1	0.32%
Remote	0		0		0		0		0		0		0	
Total	291	80.83%	3	0.83%	0	0.00%	1	0.28%	0	0.00%	7	1.94%	1	0.28%
0254306														
Vote Center	29	93.55%	0	0.00%	0	0.00%	0	0.00%	0	0.00%	0	0.00%	0	0.00%
Vote by Mail	230	76.16%	1	0.33%	0	0.00%	0	0.00%	1	0.33%	10	3.31%	1	0.33%
Remote	0		0		0		0		0		0		0	
Total	259	77.78%	1	0.30%	0	0.00%	0	0.00%	1	0.30%	10	3.00%	1	0.30%
0254307														
Vote Center	62	96.88%	0	0.00%	0	0.00%	0	0.00%	0	0.00%	0	0.00%	0	0.00%
Vote by Mail	252	84.28%	0	0.00%	1	0.33%	0	0.00%	0	0.00%	4	1.34%	3	1.00%
Remote	0		0		0		0		0		0		0	
Total	314	86.50%	0	0.00%	1	0.28%	0	0.00%	0	0.00%	4	1.10%	3	0.83%
0254401														
Vote Center	83	88.30%	0	0.00%	0	0.00%	0	0.00%	0	0.00%	1	1.06%	0	0.00%
Vote by Mail	708	68.60%	10	0.97%	1	0.10%	1	0.10%	0	0.00%	23	2.23%	2	0.19%
Remote	0		0		0		0		0		0		0	
Total	791	70.25%	10	0.89%	1	0.09%	1	0.09%	0	0.00%	24	2.13%	2	0.18%
0254404														
Vote Center	84	91.30%	0	0.00%	0	0.00%	0	0.00%	0	0.00%	1	1.09%	0	0.00%
Vote by Mail	594	69.23%	13	1.52%	0	0.00%	0	0.00%	0	0.00%	6	0.70%	0	0.00%
Remote	0		0		0		0		0		0		0	
Total	678	71.37%	13	1.37%	0	0.00%	0	0.00%	0	0.00%	7	0.74%	0	0.00%
0254409														
Vote Center	68	89.47%	0	0.00%	1	1.32%	0	0.00%	0	0.00%	0	0.00%	0	0.00%
Vote by Mail	379	71.11%	6	1.13%	1	0.19%	0	0.00%	1	0.19%	6	1.13%	0	0.00%
Remote	0		0		0		0		0		0		0	
Total	447	73.40%	6	0.99%	2	0.33%	0	0.00%	1	0.16%	6	0.99%	0	0.00%

Precinct	Total Votes	HUGO C AGUILAR Qualified Write In		RYAN STEPHEN EHRENREICH Qualified Write In		DOUGLAS GROVES Qualified Write In	
0254304							
Vote Center	45	0	0.00%	0	0.00%	0	0.00%
Vote by Mail	306	0	0.00%	0	0.00%	0	0.00%
Remote	0	0		0		0	
Total	351	0	0.00%	0	0.00%	0	0.00%
0254306							
Vote Center	31	0	0.00%	0	0.00%	0	0.00%
Vote by Mail	300	0	0.00%	0	0.00%	0	0.00%
Remote	0	0		0		0	
Total	331	0	0.00%	0	0.00%	0	0.00%
0254307							
Vote Center	64	0	0.00%	0	0.00%	0	0.00%
Vote by Mail	298	0	0.00%	0	0.00%	0	0.00%
Remote	0	0		0		0	
Total	362	0	0.00%	0	0.00%	0	0.00%
0254401							
Vote Center	93	0	0.00%	0	0.00%	0	0.00%
Vote by Mail	1,006	0	0.00%	0	0.00%	0	0.00%
Remote	0	0		0		0	
Total	1,099	0	0.00%	0	0.00%	0	0.00%
0254404							
Vote Center	92	0	0.00%	0	0.00%	0	0.00%
Vote by Mail	846	0	0.00%	0	0.00%	0	0.00%
Remote	0	0		0		0	
Total	938	0	0.00%	0	0.00%	0	0.00%
0254409							
Vote Center	76	0	0.00%	0	0.00%	0	0.00%
Vote by Mail	527	0	0.00%	0	0.00%	0	0.00%
Remote	0	0		0		0	
Total	603	0	0.00%	0	0.00%	0	0.00%

Precinct	Times Cast	Registered Voters
0254495		
Vote Center	51	614
Vote by Mail	455	614
Remote	0	614
Total	506	614
0254497		
Vote Center	15	178
Vote by Mail	130	178
Remote	0	178
Total	145	178
0254498		
Vote Center	14	266
Vote by Mail	165	266
Remote	0	266
Total	179	266
0254501		
Vote Center	58	705
Vote by Mail	294	705
Remote	0	705
Total	352	705
0254503		
Vote Center	80	1,295
Vote by Mail	760	1,295
Remote	0	1,295
Total	840	1,295
0254504		
Vote Center	60	1,020
Vote by Mail	529	1,020
Remote	0	1,020
Total	589	1,020

Precinct	NIKKI HALEY (REP)		ASA HUTCHINSON (REP)	
0254495				
Vote Center	5	9.80%	0	0.00%
Vote by Mail	114	25.05%	0	0.00%
Remote	0		0	
Total	119	23.52%	0	0.00%
0254497				
Vote Center	1	6.67%	0	0.00%
Vote by Mail	30	23.08%	0	0.00%
Remote	0		0	
Total	31	21.38%	0	0.00%
0254498				
Vote Center	3	21.43%	0	0.00%
Vote by Mail	42	25.45%	0	0.00%
Remote	0		0	
Total	45	25.14%	0	0.00%
0254501				
Vote Center	7	12.07%	0	0.00%
Vote by Mail	45	15.31%	0	0.00%
Remote	0		0	
Total	52	14.77%	0	0.00%
0254503				
Vote Center	6	7.50%	0	0.00%
Vote by Mail	141	18.55%	0	0.00%
Remote	0		0	
Total	147	17.50%	0	0.00%
0254504				
Vote Center	2	3.33%	0	0.00%
Vote by Mail	104	19.66%	0	0.00%
Remote	0		0	
Total	106	18.00%	0	0.00%

Precinct	DONALD J. TRUMP (REP)		CHRIS CHRISTIE (REP)		RYAN L BINKLEY (REP)		DAVID STUCKENBERG (REP)		RACHEL SWIFT (REP)		RON DESANTIS (REP)		VIVEK RAMASWAMY (REP)	
0254495														
Vote Center	46	90.20%	0	0.00%	0	0.00%	0	0.00%	0	0.00%	0	0.00%	0	0.00%
Vote by Mail	310	68.13%	10	2.20%	1	0.22%	0	0.00%	1	0.22%	12	2.64%	2	0.44%
Remote	0		0		0		0		0		0		0	
Total	356	70.36%	10	1.98%	1	0.20%	0	0.00%	1	0.20%	12	2.37%	2	0.40%
0254497														
Vote Center	14	93.33%	0	0.00%	0	0.00%	0	0.00%	0	0.00%	0	0.00%	0	0.00%
Vote by Mail	95	73.08%	0	0.00%	0	0.00%	1	0.77%	0	0.00%	0	0.00%	0	0.00%
Remote	0		0		0		0		0		0		0	
Total	109	75.17%	0	0.00%	0	0.00%	1	0.69%	0	0.00%	0	0.00%	0	0.00%
0254498														
Vote Center	10	71.43%	0	0.00%	0	0.00%	0	0.00%	0	0.00%	0	0.00%	0	0.00%
Vote by Mail	117	70.91%	2	1.21%	0	0.00%	0	0.00%	0	0.00%	0	0.00%	0	0.00%
Remote	0		0		0		0		0		0		0	
Total	127	70.95%	2	1.12%	0	0.00%	0	0.00%	0	0.00%	0	0.00%	0	0.00%
0254501														
Vote Center	51	87.93%	0	0.00%	0	0.00%	0	0.00%	0	0.00%	0	0.00%	0	0.00%
Vote by Mail	236	80.27%	1	0.34%	0	0.00%	0	0.00%	0	0.00%	3	1.02%	1	0.34%
Remote	0		0		0		0		0		0		0	
Total	287	81.53%	1	0.28%	0	0.00%	0	0.00%	0	0.00%	3	0.85%	1	0.28%
0254503														
Vote Center	72	90.00%	0	0.00%	0	0.00%	0	0.00%	1	1.25%	0	0.00%	0	0.00%
Vote by Mail	578	76.05%	6	0.79%	2	0.26%	0	0.00%	0	0.00%	11	1.45%	4	0.53%
Remote	0		0		0		0		0		0		0	
Total	650	77.38%	6	0.71%	2	0.24%	0	0.00%	1	0.12%	11	1.31%	4	0.48%
0254504														
Vote Center	58	96.67%	0	0.00%	0	0.00%	0	0.00%	0	0.00%	0	0.00%	0	0.00%
Vote by Mail	403	76.18%	6	1.13%	0	0.00%	0	0.00%	0	0.00%	5	0.95%	5	0.95%
Remote	0		0		0		0		0		0		0	
Total	461	78.27%	6	1.02%	0	0.00%	0	0.00%	0	0.00%	5	0.85%	5	0.85%

Precinct	Total Votes	HUGO C AGUILAR Qualified Write In		RYAN STEPHEN EHRENREICH Qualified Write In		DOUGLAS GROVES Qualified Write In	
0254495							
Vote Center	51	0	0.00%	0	0.00%	0	0.00%
Vote by Mail	450	0	0.00%	0	0.00%	0	0.00%
Remote	0	0		0		0	
Total	501	0	0.00%	0	0.00%	0	0.00%
0254497							
Vote Center	15	0	0.00%	0	0.00%	0	0.00%
Vote by Mail	126	0	0.00%	0	0.00%	0	0.00%
Remote	0	0		0		0	
Total	141	0	0.00%	0	0.00%	0	0.00%
0254498							
Vote Center	13	0	0.00%	0	0.00%	0	0.00%
Vote by Mail	161	0	0.00%	0	0.00%	0	0.00%
Remote	0	0		0		0	
Total	174	0	0.00%	0	0.00%	0	0.00%
0254501							
Vote Center	58	0	0.00%	0	0.00%	0	0.00%
Vote by Mail	286	0	0.00%	0	0.00%	0	0.00%
Remote	0	0		0		0	
Total	344	0	0.00%	0	0.00%	0	0.00%
0254503							
Vote Center	79	0	0.00%	0	0.00%	0	0.00%
Vote by Mail	742	0	0.00%	0	0.00%	0	0.00%
Remote	0	0		0		0	
Total	821	0	0.00%	0	0.00%	0	0.00%
0254504							
Vote Center	60	0	0.00%	0	0.00%	0	0.00%
Vote by Mail	523	0	0.00%	0	0.00%	0	0.00%
Remote	0	0		0		0	
Total	583	0	0.00%	0	0.00%	0	0.00%

Precinct	Times Cast	Registered Voters
0254507		
Vote Center	41	640
Vote by Mail	181	640
Remote	0	640
Total	222	640
0254598		
Vote Center	1	53
Vote by Mail	40	53
Remote	0	53
Total	41	53
0254599		
Vote Center	1	78
Vote by Mail	29	78
Remote	0	78
Total	30	78
0257501		
Vote Center	49	830
Vote by Mail	292	830
Remote	0	830
Total	341	830
0257511		
Vote Center	92	987
Vote by Mail	567	987
Remote	0	987
Total	659	987
0257513		
Vote Center	75	812
Vote by Mail	394	812
Remote	0	812
Total	469	812

Precinct	NIKKI HALEY (REP)		ASA HUTCHINSON (REP)	
0254507				
Vote Center	3	7.32%	0	0.00%
Vote by Mail	18	9.94%	0	0.00%
Remote	0		0	
Total	21	9.46%	0	0.00%
0254598				
Vote Center	****	****	****	****
Vote by Mail	10	25.00%	0	0.00%
Remote	0		0	
Total	10	24.39%	0	0.00%
0254599				
Vote Center	****	****	****	****
Vote by Mail	5	17.24%	0	0.00%
Remote	0		0	
Total	5	16.67%	0	0.00%
0257501				
Vote Center	2	4.08%	0	0.00%
Vote by Mail	39	13.36%	1	0.34%
Remote	0		0	
Total	41	12.02%	1	0.29%
0257511				
Vote Center	20	21.74%	0	0.00%
Vote by Mail	115	20.28%	2	0.35%
Remote	0		0	
Total	135	20.49%	2	0.30%
0257513				
Vote Center	11	14.67%	0	0.00%
Vote by Mail	92	23.35%	0	0.00%
Remote	0		0	
Total	103	21.96%	0	0.00%

Precinct	DONALD J. TRUMP (REP)		CHRIS CHRISTIE (REP)		RYAN L BINKLEY (REP)		DAVID STUCKENBERG (REP)		RACHEL SWIFT (REP)		RON DESANTIS (REP)		VIVEK RAMASWAMY (REP)	
0254507														
Vote Center	38	92.68%	0	0.00%	0	0.00%	0	0.00%	0	0.00%	0	0.00%	0	0.00%
Vote by Mail	146	80.66%	0	0.00%	0	0.00%	2	1.10%	0	0.00%	8	4.42%	2	1.10%
Remote	0		0		0		0		0		0		0	
Total	184	82.88%	0	0.00%	0	0.00%	2	0.90%	0	0.00%	8	3.60%	2	0.90%
0254598														
Vote Center	****	****	****	****	****	****	****	****	****	****	****	****	****	****
Vote by Mail	28	70.00%	0	0.00%	0	0.00%	0	0.00%	0	0.00%	0	0.00%	0	0.00%
Remote	0		0		0		0		0		0		0	
Total	29	70.73%	0	0.00%	0	0.00%	0	0.00%	0	0.00%	0	0.00%	0	0.00%
0254599														
Vote Center	****	****	****	****	****	****	****	****	****	****	****	****	****	****
Vote by Mail	23	79.31%	0	0.00%	0	0.00%	0	0.00%	0	0.00%	0	0.00%	0	0.00%
Remote	0		0		0		0		0		0		0	
Total	24	80.00%	0	0.00%	0	0.00%	0	0.00%	0	0.00%	0	0.00%	0	0.00%
0257501														
Vote Center	46	93.88%	1	2.04%	0	0.00%	0	0.00%	0	0.00%	0	0.00%	0	0.00%
Vote by Mail	230	78.77%	2	0.68%	0	0.00%	1	0.34%	0	0.00%	10	3.42%	2	0.68%
Remote	0		0		0		0		0		0		0	
Total	276	80.94%	3	0.88%	0	0.00%	1	0.29%	0	0.00%	10	2.93%	2	0.59%
0257511														
Vote Center	65	70.65%	1	1.09%	0	0.00%	0	0.00%	1	1.09%	3	3.26%	1	1.09%
Vote by Mail	416	73.37%	3	0.53%	1	0.18%	0	0.00%	0	0.00%	14	2.47%	3	0.53%
Remote	0		0		0		0		0		0		0	
Total	481	72.99%	4	0.61%	1	0.15%	0	0.00%	1	0.15%	17	2.58%	4	0.61%
0257513														
Vote Center	61	81.33%	0	0.00%	0	0.00%	0	0.00%	0	0.00%	2	2.67%	1	1.33%
Vote by Mail	279	70.81%	4	1.02%	0	0.00%	1	0.25%	0	0.00%	4	1.02%	4	1.02%
Remote	0		0		0		0		0		0		0	
Total	340	72.49%	4	0.85%	0	0.00%	1	0.21%	0	0.00%	6	1.28%	5	1.07%

Precinct	Total Votes	HUGO C AGUILAR Qualified Write In		RYAN STEPHEN EHRENREICH Qualified Write In		DOUGLAS GROVES Qualified Write In	
0254507							
Vote Center	41	0	0.00%	0	0.00%	0	0.00%
Vote by Mail	176	0	0.00%	0	0.00%	0	0.00%
Remote	0	0		0		0	
Total	217	0	0.00%	0	0.00%	0	0.00%
0254598							
Vote Center	****	****	****	****	****	****	****
Vote by Mail	38	0	0.00%	0	0.00%	0	0.00%
Remote	0	0		0		0	
Total	39	0	0.00%	0	0.00%	0	0.00%
0254599							
Vote Center	****	****	****	****	****	****	****
Vote by Mail	28	0	0.00%	0	0.00%	0	0.00%
Remote	0	0		0		0	
Total	29	0	0.00%	0	0.00%	0	0.00%
0257501							
Vote Center	49	0	0.00%	0	0.00%	0	0.00%
Vote by Mail	285	0	0.00%	0	0.00%	0	0.00%
Remote	0	0		0		0	
Total	334	0	0.00%	0	0.00%	0	0.00%
0257511							
Vote Center	91	0	0.00%	0	0.00%	0	0.00%
Vote by Mail	554	0	0.00%	0	0.00%	0	0.00%
Remote	0	0		0		0	
Total	645	0	0.00%	0	0.00%	0	0.00%
0257513							
Vote Center	75	0	0.00%	0	0.00%	0	0.00%
Vote by Mail	384	0	0.00%	0	0.00%	0	0.00%
Remote	0	0		0		0	
Total	459	0	0.00%	0	0.00%	0	0.00%

Precinct	Times Cast	Registered Voters
0257514		
Vote Center	45	470
Vote by Mail	161	470
Remote	0	470
Total	206	470
0257515		
Vote Center	118	1,016
Vote by Mail	394	1,016
Remote	0	1,016
Total	512	1,016
0257517		
Vote Center	84	866
Vote by Mail	321	866
Remote	0	866
Total	405	866
0257527		
Vote Center	56	629
Vote by Mail	221	629
Remote	0	629
Total	277	629
0257528		
Vote Center	72	969
Vote by Mail	315	969
Remote	0	969
Total	387	969
0257599		
Vote Center	0	0
Vote by Mail	0	0
Remote	0	0
Total	0	0

Precinct	NIKKI HALEY (REP)		ASA HUTCHINSON (REP)	
0257514				
Vote Center	6	13.33%	0	0.00%
Vote by Mail	33	20.50%	0	0.00%
Remote	0		0	
Total	39	18.93%	0	0.00%
0257515				
Vote Center	13	11.02%	0	0.00%
Vote by Mail	64	16.24%	1	0.25%
Remote	0		0	
Total	77	15.04%	1	0.20%
0257517				
Vote Center	7	8.33%	0	0.00%
Vote by Mail	38	11.84%	0	0.00%
Remote	0		0	
Total	45	11.11%	0	0.00%
0257527				
Vote Center	5	8.93%	0	0.00%
Vote by Mail	46	20.81%	0	0.00%
Remote	0		0	
Total	51	18.41%	0	0.00%
0257528				
Vote Center	6	8.33%	0	0.00%
Vote by Mail	70	22.22%	0	0.00%
Remote	0		0	
Total	76	19.64%	0	0.00%
0257599				
Vote Center	0		0	
Vote by Mail	0		0	
Remote	0		0	
Total	0		0	

Precinct	Total Votes	HUGO C AGUILAR Qualified Write In	RYAN STEPHEN EHRENREICH Qualified Write In	DOUGLAS GROVES Qualified Write In
0257514				
Vote Center	45	0 0.00%	0 0.00%	0 0.00%
Vote by Mail	158	0 0.00%	0 0.00%	0 0.00%
Remote	0	0	0	0
Total	203	0 0.00%	0 0.00%	0 0.00%
0257515				
Vote Center	116	0 0.00%	0 0.00%	0 0.00%
Vote by Mail	386	0 0.00%	0 0.00%	0 0.00%
Remote	0	0	0	0
Total	502	0 0.00%	0 0.00%	0 0.00%
0257517				
Vote Center	84	0 0.00%	0 0.00%	0 0.00%
Vote by Mail	312	0 0.00%	0 0.00%	0 0.00%
Remote	0	0	0	0
Total	396	0 0.00%	0 0.00%	0 0.00%
0257527				
Vote Center	56	0 0.00%	0 0.00%	0 0.00%
Vote by Mail	217	0 0.00%	0 0.00%	0 0.00%
Remote	0	0	0	0
Total	273	0 0.00%	0 0.00%	0 0.00%
0257528				
Vote Center	72	0 0.00%	0 0.00%	0 0.00%
Vote by Mail	306	0 0.00%	0 0.00%	0 0.00%
Remote	0	0	0	0
Total	378	0 0.00%	0 0.00%	0 0.00%
0257599				
Vote Center	0	0	0	0
Vote by Mail	0	0	0	0
Remote	0	0	0	0
Total	0	0	0	0

Precinct	Times Cast	Registered Voters
0351144		
Vote Center	3	94
Vote by Mail	50	94
Remote	0	94
Total	53	94
0351219		
Vote Center	85	898
Vote by Mail	483	898
Remote	0	898
Total	568	898
0351286		
Vote Center		2
Vote by Mail		2
Remote		2
Total		2
0351320		
Vote Center	70	970
Vote by Mail	503	970
Remote	0	970
Total	573	970
0351416		
Vote Center		23
Vote by Mail		23
Remote		23
Total		23
0355001		
Vote Center	173	1,380
Vote by Mail	620	1,380
Remote	0	1,380
Total	793	1,380

Precinct	NIKKI HALEY (REP)		ASA HUTCHINSON (REP)	
0351144				
Vote Center	****	****	****	****
Vote by Mail	8	16.00%	0	0.00%
Remote	0		0	
Total	9	16.98%	0	0.00%
0351219				
Vote Center	4	4.71%	0	0.00%
Vote by Mail	75	15.53%	0	0.00%
Remote	0		0	
Total	79	13.91%	0	0.00%
0351286				
Vote Center				
Vote by Mail				
Remote				
Total				
0351320				
Vote Center	12	17.14%	0	0.00%
Vote by Mail	85	16.90%	0	0.00%
Remote	0		0	
Total	97	16.93%	0	0.00%
0351416				
Vote Center	0		0	
Vote by Mail	****	****	****	****
Remote	0		0	
Total	****	****	****	****
0355001				
Vote Center	8	4.62%	0	0.00%
Vote by Mail	105	16.94%	0	0.00%
Remote	0		0	
Total	113	14.25%	0	0.00%

Precinct	DONALD J. TRUMP (REP)		CHRIS CHRISTIE (REP)		RYAN L BINKLEY (REP)		DAVID STUCKENBERG (REP)		RACHEL SWIFT (REP)		RON DESANTIS (REP)		VIVEK RAMASWAMY (REP)	
0351144														
Vote Center	****	****	****	****	****	****	****	****	****	****	****	****	****	****
Vote by Mail	40	80.00%	0	0.00%	0	0.00%	0	0.00%	0	0.00%	0	0.00%	0	0.00%
Remote	0		0		0		0		0		0		0	
Total	42	79.25%	0	0.00%	0	0.00%	0	0.00%	0	0.00%	0	0.00%	0	0.00%
0351219														
Vote Center	79	92.94%	0	0.00%	0	0.00%	0	0.00%	0	0.00%	2	2.35%	0	0.00%
Vote by Mail	386	79.92%	1	0.21%	0	0.00%	0	0.00%	0	0.00%	6	1.24%	3	0.62%
Remote	0		0		0		0		0		0		0	
Total	465	81.87%	1	0.18%	0	0.00%	0	0.00%	0	0.00%	8	1.41%	3	0.53%
0351286														
Vote Center	[REDACTED]													
Vote by Mail	[REDACTED]													
Remote	[REDACTED]													
Total	[REDACTED]													
0351320														
Vote Center	55	78.57%	0	0.00%	0	0.00%	0	0.00%	0	0.00%	1	1.43%	1	1.43%
Vote by Mail	391	77.73%	3	0.60%	0	0.00%	2	0.40%	0	0.00%	8	1.59%	2	0.40%
Remote	0		0		0		0		0		0		0	
Total	446	77.84%	3	0.52%	0	0.00%	2	0.35%	0	0.00%	9	1.57%	3	0.52%
0351416														
Vote Center	0		0		0		0		0		0		0	
Vote by Mail	****	****	****	****	****	****	****	****	****	****	****	****	****	****
Remote	0		0		0		0		0		0		0	
Total	****	****	****	****	****	****	****	****	****	****	****	****	****	****
0355001														
Vote Center	163	94.22%	2	1.16%	0	0.00%	0	0.00%	0	0.00%	0	0.00%	0	0.00%
Vote by Mail	479	77.26%	3	0.48%	0	0.00%	2	0.32%	1	0.16%	7	1.13%	6	0.97%
Remote	0		0		0		0		0		0		0	
Total	642	80.96%	5	0.63%	0	0.00%	2	0.25%	1	0.13%	7	0.88%	6	0.76%

Precinct	Total Votes	HUGO C AGUILAR Qualified Write In		RYAN STEPHEN EHRENREICH Qualified Write In		DOUGLAS GROVES Qualified Write In	
0351144							
Vote Center	****	****	****	****	****	****	****
Vote by Mail	48	0	0.00%	0	0.00%	0	0.00%
Remote	0	0		0		0	
Total	51	0	0.00%	0	0.00%	0	0.00%
0351219							
Vote Center	85	0	0.00%	0	0.00%	0	0.00%
Vote by Mail	471	0	0.00%	0	0.00%	0	0.00%
Remote	0	0		0		0	
Total	556	0	0.00%	0	0.00%	0	0.00%
0351286							
Vote Center							
Vote by Mail							
Remote							
Total							
0351320							
Vote Center	69	0	0.00%	0	0.00%	0	0.00%
Vote by Mail	491	0	0.00%	0	0.00%	0	0.00%
Remote	0	0		0		0	
Total	560	0	0.00%	0	0.00%	0	0.00%
0351416							
Vote Center	0	0		0		0	
Vote by Mail	****	****	****	****	****	****	****
Remote	0	0		0		0	
Total	****	****	****	****	****	****	****
0355001							
Vote Center	173	0	0.00%	0	0.00%	0	0.00%
Vote by Mail	603	0	0.00%	0	0.00%	0	0.00%
Remote	0	0		0		0	
Total	776	0	0.00%	0	0.00%	0	0.00%

Precinct	Times Cast	Registered Voters
0355008		
Vote Center	143	1,103
Vote by Mail	509	1,103
Remote	0	1,103
Total	652	1,103
0356001		
Vote Center	83	823
Vote by Mail	319	823
Remote	0	823
Total	402	823
0356004		
Vote Center	103	977
Vote by Mail	432	977
Remote	0	977
Total	535	977
0356006		
Vote Center	68	656
Vote by Mail	329	656
Remote	0	656
Total	397	656
0356009		
Vote Center	77	995
Vote by Mail	433	995
Remote	0	995
Total	510	995
0356013		
Vote Center	85	1,150
Vote by Mail	474	1,150
Remote	0	1,150
Total	559	1,150

Precinct	NIKKI HALEY (REP)		ASA HUTCHINSON (REP)	
0355008				
Vote Center	9	6.29%	0	0.00%
Vote by Mail	90	17.68%	0	0.00%
Remote	0		0	
Total	99	15.18%	0	0.00%
0356001				
Vote Center	3	3.61%	0	0.00%
Vote by Mail	59	18.50%	0	0.00%
Remote	0		0	
Total	62	15.42%	0	0.00%
0356004				
Vote Center	1	0.97%	0	0.00%
Vote by Mail	72	16.67%	3	0.69%
Remote	0		0	
Total	73	13.64%	3	0.56%
0356006				
Vote Center	6	8.82%	0	0.00%
Vote by Mail	58	17.63%	0	0.00%
Remote	0		0	
Total	64	16.12%	0	0.00%
0356009				
Vote Center	15	19.48%	0	0.00%
Vote by Mail	76	17.55%	0	0.00%
Remote	0		0	
Total	91	17.84%	0	0.00%
0356013				
Vote Center	3	3.53%	0	0.00%
Vote by Mail	62	13.08%	0	0.00%
Remote	0		0	
Total	65	11.63%	0	0.00%

Precinct	DONALD J. TRUMP (REP)		CHRIS CHRISTIE (REP)		RYAN L BINKLEY (REP)		DAVID STUCKENBERG (REP)		RACHEL SWIFT (REP)		RON DESANTIS (REP)		VIVEK RAMASWAMY (REP)	
0355008														
Vote Center	129	90.21%	0	0.00%	0	0.00%	0	0.00%	1	0.70%	3	2.10%	0	0.00%
Vote by Mail	390	76.62%	2	0.39%	0	0.00%	0	0.00%	0	0.00%	11	2.16%	4	0.79%
Remote	0		0		0		0		0		0		0	
Total	519	79.60%	2	0.31%	0	0.00%	0	0.00%	1	0.15%	14	2.15%	4	0.61%
0356001														
Vote Center	76	91.57%	0	0.00%	0	0.00%	0	0.00%	0	0.00%	2	2.41%	0	0.00%
Vote by Mail	239	74.92%	2	0.63%	0	0.00%	1	0.31%	0	0.00%	5	1.57%	2	0.63%
Remote	0		0		0		0		0		0		0	
Total	315	78.36%	2	0.50%	0	0.00%	1	0.25%	0	0.00%	7	1.74%	2	0.50%
0356004														
Vote Center	97	94.17%	1	0.97%	0	0.00%	0	0.00%	0	0.00%	4	3.88%	0	0.00%
Vote by Mail	340	78.70%	1	0.23%	0	0.00%	0	0.00%	0	0.00%	4	0.93%	2	0.46%
Remote	0		0		0		0		0		0		0	
Total	437	81.68%	2	0.37%	0	0.00%	0	0.00%	0	0.00%	8	1.50%	2	0.37%
0356006														
Vote Center	58	85.29%	1	1.47%	0	0.00%	0	0.00%	0	0.00%	2	2.94%	0	0.00%
Vote by Mail	264	80.24%	0	0.00%	0	0.00%	0	0.00%	0	0.00%	3	0.91%	1	0.30%
Remote	0		0		0		0		0		0		0	
Total	322	81.11%	1	0.25%	0	0.00%	0	0.00%	0	0.00%	5	1.26%	1	0.25%
0356009														
Vote Center	57	74.03%	0	0.00%	0	0.00%	0	0.00%	0	0.00%	3	3.90%	0	0.00%
Vote by Mail	336	77.60%	1	0.23%	0	0.00%	1	0.23%	0	0.00%	6	1.39%	7	1.62%
Remote	0		0		0		0		0		0		0	
Total	393	77.06%	1	0.20%	0	0.00%	1	0.20%	0	0.00%	9	1.76%	7	1.37%
0356013														
Vote Center	81	95.29%	0	0.00%	0	0.00%	0	0.00%	0	0.00%	1	1.18%	0	0.00%
Vote by Mail	386	81.43%	3	0.63%	2	0.42%	2	0.42%	2	0.42%	6	1.27%	2	0.42%
Remote	0		0		0		0		0		0		0	
Total	467	83.54%	3	0.54%	2	0.36%	2	0.36%	2	0.36%	7	1.25%	2	0.36%

Precinct	Total Votes	HUGO C AGUILAR Qualified Write In		RYAN STEPHEN EHRENREICH Qualified Write In		DOUGLAS GROVES Qualified Write In	
0355008							
Vote Center	142	0	0.00%	0	0.00%	0	0.00%
Vote by Mail	497	0	0.00%	0	0.00%	0	0.00%
Remote	0	0		0		0	
Total	639	0	0.00%	0	0.00%	0	0.00%
0356001							
Vote Center	81	0	0.00%	0	0.00%	0	0.00%
Vote by Mail	308	0	0.00%	0	0.00%	0	0.00%
Remote	0	0		0		0	
Total	389	0	0.00%	0	0.00%	0	0.00%
0356004							
Vote Center	103	0	0.00%	0	0.00%	0	0.00%
Vote by Mail	422	0	0.00%	0	0.00%	0	0.00%
Remote	0	0		0		0	
Total	525	0	0.00%	0	0.00%	0	0.00%
0356006							
Vote Center	67	0	0.00%	0	0.00%	0	0.00%
Vote by Mail	326	0	0.00%	0	0.00%	0	0.00%
Remote	0	0		0		0	
Total	393	0	0.00%	0	0.00%	0	0.00%
0356009							
Vote Center	75	0	0.00%	0	0.00%	0	0.00%
Vote by Mail	427	0	0.00%	0	0.00%	0	0.00%
Remote	0	0		0		0	
Total	502	0	0.00%	0	0.00%	0	0.00%
0356013							
Vote Center	85	0	0.00%	0	0.00%	0	0.00%
Vote by Mail	465	0	0.00%	0	0.00%	0	0.00%
Remote	0	0		0		0	
Total	550	0	0.00%	0	0.00%	0	0.00%

Precinct	Times Cast	Registered Voters
0356015		
Vote Center	163	1,160
Vote by Mail	526	1,160
Remote	0	1,160
Total	689	1,160
0356017		
Vote Center	132	1,203
Vote by Mail	566	1,203
Remote	0	1,203
Total	698	1,203
0356018		
Vote Center	96	1,091
Vote by Mail	457	1,091
Remote	0	1,091
Total	553	1,091
0356019		
Vote Center	73	766
Vote by Mail	286	766
Remote	0	766
Total	359	766
0356021		
Vote Center	68	734
Vote by Mail	275	734
Remote	0	734
Total	343	734
0356029		
Vote Center	23	360
Vote by Mail	168	360
Remote	0	360
Total	191	360

Precinct	NIKKI HALEY (REP)		ASA HUTCHINSON (REP)	
0356015				
Vote Center	9	5.52%	0	0.00%
Vote by Mail	89	16.92%	1	0.19%
Remote	0		0	
Total	98	14.22%	1	0.15%
0356017				
Vote Center	15	11.36%	0	0.00%
Vote by Mail	103	18.20%	1	0.18%
Remote	0		0	
Total	118	16.91%	1	0.14%
0356018				
Vote Center	7	7.29%	0	0.00%
Vote by Mail	90	19.69%	2	0.44%
Remote	0		0	
Total	97	17.54%	2	0.36%
0356019				
Vote Center	3	4.11%	0	0.00%
Vote by Mail	49	17.13%	0	0.00%
Remote	0		0	
Total	52	14.48%	0	0.00%
0356021				
Vote Center	7	10.29%	0	0.00%
Vote by Mail	43	15.64%	0	0.00%
Remote	0		0	
Total	50	14.58%	0	0.00%
0356029				
Vote Center	1	4.35%	0	0.00%
Vote by Mail	27	16.07%	0	0.00%
Remote	0		0	
Total	28	14.66%	0	0.00%

Precinct	DONALD J. TRUMP (REP)		CHRIS CHRISTIE (REP)		RYAN L BINKLEY (REP)		DAVID STUCKENBERG (REP)		RACHEL SWIFT (REP)		RON DESANTIS (REP)		VIVEK RAMASWAMY (REP)	
0356015														
Vote Center	150	92.02%	0	0.00%	0	0.00%	0	0.00%	0	0.00%	2	1.23%	2	1.23%
Vote by Mail	402	76.43%	1	0.19%	0	0.00%	1	0.19%	0	0.00%	16	3.04%	3	0.57%
Remote	0		0		0		0		0		0		0	
Total	552	80.12%	1	0.15%	0	0.00%	1	0.15%	0	0.00%	18	2.61%	5	0.73%
0356017														
Vote Center	113	85.61%	2	1.52%	0	0.00%	0	0.00%	0	0.00%	1	0.76%	0	0.00%
Vote by Mail	432	76.33%	3	0.53%	0	0.00%	0	0.00%	0	0.00%	15	2.65%	3	0.53%
Remote	0		0		0		0		0		0		0	
Total	545	78.08%	5	0.72%	0	0.00%	0	0.00%	0	0.00%	16	2.29%	3	0.43%
0356018														
Vote Center	87	90.63%	0	0.00%	0	0.00%	0	0.00%	0	0.00%	1	1.04%	0	0.00%
Vote by Mail	341	74.62%	2	0.44%	0	0.00%	0	0.00%	0	0.00%	10	2.19%	4	0.88%
Remote	0		0		0		0		0		0		0	
Total	428	77.40%	2	0.36%	0	0.00%	0	0.00%	0	0.00%	11	1.99%	4	0.72%
0356019														
Vote Center	65	89.04%	0	0.00%	0	0.00%	0	0.00%	0	0.00%	0	0.00%	1	1.37%
Vote by Mail	217	75.87%	0	0.00%	0	0.00%	0	0.00%	1	0.35%	6	2.10%	2	0.70%
Remote	0		0		0		0		0		0		0	
Total	282	78.55%	0	0.00%	0	0.00%	0	0.00%	1	0.28%	6	1.67%	3	0.84%
0356021														
Vote Center	58	85.29%	0	0.00%	0	0.00%	0	0.00%	0	0.00%	3	4.41%	0	0.00%
Vote by Mail	214	77.82%	1	0.36%	1	0.36%	1	0.36%	0	0.00%	5	1.82%	4	1.45%
Remote	0		0		0		0		0		0		0	
Total	272	79.30%	1	0.29%	1	0.29%	1	0.29%	0	0.00%	8	2.33%	4	1.17%
0356029														
Vote Center	21	91.30%	0	0.00%	0	0.00%	0	0.00%	0	0.00%	1	4.35%	0	0.00%
Vote by Mail	137	81.55%	0	0.00%	0	0.00%	0	0.00%	1	0.60%	2	1.19%	0	0.00%
Remote	0		0		0		0		0		0		0	
Total	158	82.72%	0	0.00%	0	0.00%	0	0.00%	1	0.52%	3	1.57%	0	0.00%

Precinct	Total Votes	HUGO C AGUILAR Qualified Write In		RYAN STEPHEN EHRENREICH Qualified Write In		DOUGLAS GROVES Qualified Write In	
0356015							
Vote Center	163	0	0.00%	0	0.00%	0	0.00%
Vote by Mail	513	0	0.00%	0	0.00%	0	0.00%
Remote	0	0		0		0	
Total	676	0	0.00%	0	0.00%	0	0.00%
0356017							
Vote Center	131	0	0.00%	0	0.00%	0	0.00%
Vote by Mail	557	0	0.00%	0	0.00%	0	0.00%
Remote	0	0		0		0	
Total	688	0	0.00%	0	0.00%	0	0.00%
0356018							
Vote Center	95	0	0.00%	0	0.00%	0	0.00%
Vote by Mail	449	0	0.00%	0	0.00%	0	0.00%
Remote	0	0		0		0	
Total	544	0	0.00%	0	0.00%	0	0.00%
0356019							
Vote Center	69	0	0.00%	0	0.00%	0	0.00%
Vote by Mail	275	0	0.00%	0	0.00%	0	0.00%
Remote	0	0		0		0	
Total	344	0	0.00%	0	0.00%	0	0.00%
0356021							
Vote Center	68	0	0.00%	0	0.00%	0	0.00%
Vote by Mail	269	0	0.00%	0	0.00%	0	0.00%
Remote	0	0		0		0	
Total	337	0	0.00%	0	0.00%	0	0.00%
0356029							
Vote Center	23	0	0.00%	0	0.00%	0	0.00%
Vote by Mail	167	0	0.00%	0	0.00%	0	0.00%
Remote	0	0		0		0	
Total	190	0	0.00%	0	0.00%	0	0.00%

Precinct	Times Cast	Registered Voters
0356032		
Vote Center	37	389
Vote by Mail	208	389
Remote	0	389
Total	245	389
0356033		
Vote Center	47	430
Vote by Mail	231	430
Remote	0	430
Total	278	430
0356034		
Vote Center	86	962
Vote by Mail	417	962
Remote	0	962
Total	503	962
0356037		
Vote Center	50	685
Vote by Mail	262	685
Remote	0	685
Total	312	685
0356038		
Vote Center	84	1,078
Vote by Mail	466	1,078
Remote	0	1,078
Total	550	1,078
0356040		
Vote Center	85	1,030
Vote by Mail	504	1,030
Remote	0	1,030
Total	589	1,030

Precinct	NIKKI HALEY (REP)		ASA HUTCHINSON (REP)	
0356032				
Vote Center	5	13.51%	0	0.00%
Vote by Mail	49	23.56%	0	0.00%
Remote	0		0	
Total	54	22.04%	0	0.00%
0356033				
Vote Center	1	2.13%	0	0.00%
Vote by Mail	52	22.51%	0	0.00%
Remote	0		0	
Total	53	19.06%	0	0.00%
0356034				
Vote Center	12	13.95%	0	0.00%
Vote by Mail	103	24.70%	1	0.24%
Remote	0		0	
Total	115	22.86%	1	0.20%
0356037				
Vote Center	2	4.00%	0	0.00%
Vote by Mail	57	21.76%	0	0.00%
Remote	0		0	
Total	59	18.91%	0	0.00%
0356038				
Vote Center	12	14.29%	0	0.00%
Vote by Mail	116	24.89%	0	0.00%
Remote	0		0	
Total	128	23.27%	0	0.00%
0356040				
Vote Center	5	5.88%	0	0.00%
Vote by Mail	105	20.83%	0	0.00%
Remote	0		0	
Total	110	18.68%	0	0.00%

Precinct	DONALD J. TRUMP (REP)		CHRIS CHRISTIE (REP)		RYAN L BINKLEY (REP)		DAVID STUCKENBERG (REP)		RACHEL SWIFT (REP)		RON DESANTIS (REP)		VIVEK RAMASWAMY (REP)	
0356032														
Vote Center	32	86.49%	0	0.00%	0	0.00%	0	0.00%	0	0.00%	0	0.00%	0	0.00%
Vote by Mail	152	73.08%	3	1.44%	0	0.00%	0	0.00%	0	0.00%	1	0.48%	0	0.00%
Remote	0		0		0		0		0		0		0	
Total	184	75.10%	3	1.22%	0	0.00%	0	0.00%	0	0.00%	1	0.41%	0	0.00%
0356033														
Vote Center	46	97.87%	0	0.00%	0	0.00%	0	0.00%	0	0.00%	0	0.00%	0	0.00%
Vote by Mail	166	71.86%	0	0.00%	0	0.00%	0	0.00%	0	0.00%	5	2.16%	0	0.00%
Remote	0		0		0		0		0		0		0	
Total	212	76.26%	0	0.00%	0	0.00%	0	0.00%	0	0.00%	5	1.80%	0	0.00%
0356034														
Vote Center	73	84.88%	0	0.00%	0	0.00%	0	0.00%	0	0.00%	1	1.16%	0	0.00%
Vote by Mail	288	69.06%	1	0.24%	0	0.00%	0	0.00%	1	0.24%	12	2.88%	3	0.72%
Remote	0		0		0		0		0		0		0	
Total	361	71.77%	1	0.20%	0	0.00%	0	0.00%	1	0.20%	13	2.58%	3	0.60%
0356037														
Vote Center	48	96.00%	0	0.00%	0	0.00%	0	0.00%	0	0.00%	0	0.00%	0	0.00%
Vote by Mail	180	68.70%	2	0.76%	1	0.38%	1	0.38%	0	0.00%	12	4.58%	1	0.38%
Remote	0		0		0		0		0		0		0	
Total	228	73.08%	2	0.64%	1	0.32%	1	0.32%	0	0.00%	12	3.85%	1	0.32%
0356038														
Vote Center	66	78.57%	0	0.00%	0	0.00%	0	0.00%	0	0.00%	2	2.38%	3	3.57%
Vote by Mail	325	69.74%	4	0.86%	0	0.00%	0	0.00%	0	0.00%	4	0.86%	4	0.86%
Remote	0		0		0		0		0		0		0	
Total	391	71.09%	4	0.73%	0	0.00%	0	0.00%	0	0.00%	6	1.09%	7	1.27%
0356040														
Vote Center	78	91.76%	0	0.00%	0	0.00%	0	0.00%	0	0.00%	1	1.18%	1	1.18%
Vote by Mail	367	72.82%	4	0.79%	0	0.00%	2	0.40%	0	0.00%	10	1.98%	0	0.00%
Remote	0		0		0		0		0		0		0	
Total	445	75.55%	4	0.68%	0	0.00%	2	0.34%	0	0.00%	11	1.87%	1	0.17%

Precinct	Total Votes	HUGO C AGUILAR Qualified Write In		RYAN STEPHEN EHRENREICH Qualified Write In		DOUGLAS GROVES Qualified Write In	
0356032							
Vote Center	37	0	0.00%	0	0.00%	0	0.00%
Vote by Mail	205	0	0.00%	0	0.00%	0	0.00%
Remote	0	0		0		0	
Total	242	0	0.00%	0	0.00%	0	0.00%
0356033							
Vote Center	47	0	0.00%	0	0.00%	0	0.00%
Vote by Mail	223	0	0.00%	0	0.00%	0	0.00%
Remote	0	0		0		0	
Total	270	0	0.00%	0	0.00%	0	0.00%
0356034							
Vote Center	86	0	0.00%	0	0.00%	0	0.00%
Vote by Mail	409	0	0.00%	0	0.00%	0	0.00%
Remote	0	0		0		0	
Total	495	0	0.00%	0	0.00%	0	0.00%
0356037							
Vote Center	50	0	0.00%	0	0.00%	0	0.00%
Vote by Mail	254	0	0.00%	0	0.00%	0	0.00%
Remote	0	0		0		0	
Total	304	0	0.00%	0	0.00%	0	0.00%
0356038							
Vote Center	83	0	0.00%	0	0.00%	0	0.00%
Vote by Mail	453	0	0.00%	0	0.00%	0	0.00%
Remote	0	0		0		0	
Total	536	0	0.00%	0	0.00%	0	0.00%
0356040							
Vote Center	85	0	0.00%	0	0.00%	0	0.00%
Vote by Mail	488	0	0.00%	0	0.00%	0	0.00%
Remote	0	0		0		0	
Total	573	0	0.00%	0	0.00%	0	0.00%

Precinct	Times Cast	Registered Voters
0356043		
Vote Center	125	1,259
Vote by Mail	679	1,259
Remote	0	1,259
Total	804	1,259
0356047		
Vote Center	59	557
Vote by Mail	253	557
Remote	0	557
Total	312	557
0356048		
Vote Center	46	786
Vote by Mail	352	786
Remote	0	786
Total	398	786
0356049		
Vote Center	56	780
Vote by Mail	330	780
Remote	0	780
Total	386	780
0356050		
Vote Center	57	492
Vote by Mail	195	492
Remote	0	492
Total	252	492
0356052		
Vote Center	0	0
Vote by Mail	0	0
Remote	0	0
Total	0	0

Precinct	NIKKI HALEY (REP)		ASA HUTCHINSON (REP)	
0356043				
Vote Center	24	19.20%	0	0.00%
Vote by Mail	185	27.25%	1	0.15%
Remote	0		0	
Total	209	26.00%	1	0.12%
0356047				
Vote Center	8	13.56%	0	0.00%
Vote by Mail	49	19.37%	2	0.79%
Remote	0		0	
Total	57	18.27%	2	0.64%
0356048				
Vote Center	2	4.35%	0	0.00%
Vote by Mail	78	22.16%	1	0.28%
Remote	0		0	
Total	80	20.10%	1	0.25%
0356049				
Vote Center	10	17.86%	0	0.00%
Vote by Mail	65	19.70%	0	0.00%
Remote	0		0	
Total	75	19.43%	0	0.00%
0356050				
Vote Center	1	1.75%	0	0.00%
Vote by Mail	38	19.49%	2	1.03%
Remote	0		0	
Total	39	15.48%	2	0.79%
0356052				
Vote Center	0		0	
Vote by Mail	0		0	
Remote	0		0	
Total	0		0	

Precinct	Total Votes	HUGO C AGUILAR Qualified Write In		RYAN STEPHEN EHRENREICH Qualified Write In		DOUGLAS GROVES Qualified Write In	
0356043							
Vote Center	123	0	0.00%	0	0.00%	0	0.00%
Vote by Mail	667	0	0.00%	0	0.00%	0	0.00%
Remote	0	0		0		0	
Total	790	0	0.00%	0	0.00%	0	0.00%
0356047							
Vote Center	58	0	0.00%	0	0.00%	0	0.00%
Vote by Mail	246	0	0.00%	0	0.00%	0	0.00%
Remote	0	0		0		0	
Total	304	0	0.00%	0	0.00%	0	0.00%
0356048							
Vote Center	46	0	0.00%	0	0.00%	0	0.00%
Vote by Mail	346	0	0.00%	0	0.00%	0	0.00%
Remote	0	0		0		0	
Total	392	0	0.00%	0	0.00%	0	0.00%
0356049							
Vote Center	55	0	0.00%	0	0.00%	0	0.00%
Vote by Mail	322	0	0.00%	0	0.00%	0	0.00%
Remote	0	0		0		0	
Total	377	0	0.00%	0	0.00%	0	0.00%
0356050							
Vote Center	56	0	0.00%	0	0.00%	0	0.00%
Vote by Mail	185	0	0.00%	0	0.00%	0	0.00%
Remote	0	0		0		0	
Total	241	0	0.00%	0	0.00%	0	0.00%
0356052							
Vote Center	0	0		0		0	
Vote by Mail	0	0		0		0	
Remote	0	0		0		0	
Total	0	0		0		0	

Precinct	Times Cast	Registered Voters
0356058		
Vote Center	2	22
Vote by Mail	9	22
Remote	0	22
Total	11	22
0451110		
Vote Center	20	204
Vote by Mail	94	204
Remote	0	204
Total	114	204
0451114		
Vote Center	0	5
Vote by Mail		5
Remote		5
Total		5
0451116		
Vote Center	20	349
Vote by Mail	190	349
Remote	0	349
Total	210	349
0451201		
Vote Center	150	1,301
Vote by Mail	713	1,301
Remote	0	1,301
Total	863	1,301
0451205		
Vote Center	154	1,045
Vote by Mail	516	1,045
Remote	0	1,045
Total	670	1,045

Precinct	NIKKI HALEY (REP)		ASA HUTCHINSON (REP)	
0356058				
Vote Center	****	****	****	****
Vote by Mail	****	****	****	****
Remote	0		0	
Total	4	36.36%	0	0.00%
0451110				
Vote Center	2	10.00%	0	0.00%
Vote by Mail	16	17.02%	0	0.00%
Remote	0		0	
Total	18	15.79%	0	0.00%
0451114				
Vote Center	0		0	
Vote by Mail	****	****	****	****
Remote	0		0	
Total	****	****	****	****
0451116				
Vote Center	2	10.00%	0	0.00%
Vote by Mail	50	26.32%	0	0.00%
Remote	0		0	
Total	52	24.76%	0	0.00%
0451201				
Vote Center	25	16.67%	0	0.00%
Vote by Mail	204	28.61%	0	0.00%
Remote	0		0	
Total	229	26.54%	0	0.00%
0451205				
Vote Center	22	14.29%	0	0.00%
Vote by Mail	112	21.71%	1	0.19%
Remote	0		0	
Total	134	20.00%	1	0.15%

Precinct	DONALD J. TRUMP (REP)		CHRIS CHRISTIE (REP)		RYAN L BINKLEY (REP)		DAVID STUCKENBERG (REP)		RACHEL SWIFT (REP)		RON DESANTIS (REP)		VIVEK RAMASWAMY (REP)	
0356058														
Vote Center	****	****	****	****	****	****	****	****	****	****	****	****	****	****
Vote by Mail	****	****	****	****	****	****	****	****	****	****	****	****	****	****
Remote	0		0		0		0		0		0		0	
Total	7	63.64%	0	0.00%	0	0.00%	0	0.00%	0	0.00%	0	0.00%	0	0.00%
0451110														
Vote Center	18	90.00%	0	0.00%	0	0.00%	0	0.00%	0	0.00%	0	0.00%	0	0.00%
Vote by Mail	73	77.66%	1	1.06%	0	0.00%	0	0.00%	0	0.00%	2	2.13%	0	0.00%
Remote	0		0		0		0		0		0		0	
Total	91	79.82%	1	0.88%	0	0.00%	0	0.00%	0	0.00%	2	1.75%	0	0.00%
0451114														
Vote Center	0		0		0		0		0		0		0	
Vote by Mail	****	****	****	****	****	****	****	****	****	****	****	****	****	****
Remote	0		0		0		0		0		0		0	
Total	****	****	****	****	****	****	****	****	****	****	****	****	****	****
0451116														
Vote Center	18	90.00%	0	0.00%	0	0.00%	0	0.00%	0	0.00%	0	0.00%	0	0.00%
Vote by Mail	132	69.47%	1	0.53%	0	0.00%	0	0.00%	0	0.00%	4	2.11%	0	0.00%
Remote	0		0		0		0		0		0		0	
Total	150	71.43%	1	0.48%	0	0.00%	0	0.00%	0	0.00%	4	1.90%	0	0.00%
0451201														
Vote Center	118	78.67%	0	0.00%	0	0.00%	0	0.00%	0	0.00%	3	2.00%	2	1.33%
Vote by Mail	465	65.22%	6	0.84%	1	0.14%	1	0.14%	0	0.00%	13	1.82%	6	0.84%
Remote	0		0		0		0		0		0		0	
Total	583	67.56%	6	0.70%	1	0.12%	1	0.12%	0	0.00%	16	1.85%	8	0.93%
0451205														
Vote Center	127	82.47%	0	0.00%	0	0.00%	0	0.00%	0	0.00%	2	1.30%	0	0.00%
Vote by Mail	370	71.71%	3	0.58%	1	0.19%	0	0.00%	0	0.00%	8	1.55%	2	0.39%
Remote	0		0		0		0		0		0		0	
Total	497	74.18%	3	0.45%	1	0.15%	0	0.00%	0	0.00%	10	1.49%	2	0.30%

Precinct	Total Votes	HUGO C AGUILAR Qualified Write In		RYAN STEPHEN EHRENREICH Qualified Write In		DOUGLAS GROVES Qualified Write In	
0356058							
Vote Center	****	****	****	****	****	****	****
Vote by Mail	****	****	****	****	****	****	****
Remote	0	0		0		0	
Total	11	0	0.00%	0	0.00%	0	0.00%
0451110							
Vote Center	20	0	0.00%	0	0.00%	0	0.00%
Vote by Mail	92	0	0.00%	0	0.00%	0	0.00%
Remote	0	0		0		0	
Total	112	0	0.00%	0	0.00%	0	0.00%
0451114							
Vote Center	0	0		0		0	
Vote by Mail	****	****	****	****	****	****	****
Remote	0	0		0		0	
Total	****	****	****	****	****	****	****
0451116							
Vote Center	20	0	0.00%	0	0.00%	0	0.00%
Vote by Mail	187	0	0.00%	0	0.00%	0	0.00%
Remote	0	0		0		0	
Total	207	0	0.00%	0	0.00%	0	0.00%
0451201							
Vote Center	148	0	0.00%	0	0.00%	0	0.00%
Vote by Mail	696	0	0.00%	0	0.00%	0	0.00%
Remote	0	0		0		0	
Total	844	0	0.00%	0	0.00%	0	0.00%
0451205							
Vote Center	151	0	0.00%	0	0.00%	0	0.00%
Vote by Mail	497	0	0.00%	0	0.00%	0	0.00%
Remote	0	0		0		0	
Total	648	0	0.00%	0	0.00%	0	0.00%

Precinct	Times Cast	Registered Voters
0451207		
Vote Center	159	1,186
Vote by Mail	563	1,186
Remote	0	1,186
Total	722	1,186
0451209		
Vote Center	162	1,231
Vote by Mail	615	1,231
Remote	0	1,231
Total	777	1,231
0451301		
Vote Center		2
Vote by Mail		2
Remote		2
Total		2
0451302		
Vote Center	141	1,106
Vote by Mail	585	1,106
Remote	0	1,106
Total	726	1,106
0451310		
Vote Center	175	1,424
Vote by Mail	700	1,424
Remote	0	1,424
Total	875	1,424
0451317		
Vote Center	82	1,042
Vote by Mail	579	1,042
Remote	0	1,042
Total	661	1,042

Precinct	NIKKI HALEY (REP)		ASA HUTCHINSON (REP)	
0451207				
Vote Center	23	14.47%	0	0.00%
Vote by Mail	139	24.69%	0	0.00%
Remote	0		0	
Total	162	22.44%	0	0.00%
0451209				
Vote Center	23	14.20%	0	0.00%
Vote by Mail	140	22.76%	1	0.16%
Remote	0		0	
Total	163	20.98%	1	0.13%
0451301				
Vote Center	****	****	****	****
Vote by Mail	0		0	
Remote	0		0	
Total	****	****	****	****
0451302				
Vote Center	16	11.35%	0	0.00%
Vote by Mail	151	25.81%	1	0.17%
Remote	0		0	
Total	167	23.00%	1	0.14%
0451310				
Vote Center	21	12.00%	1	0.57%
Vote by Mail	151	21.57%	0	0.00%
Remote	0		0	
Total	172	19.66%	1	0.11%
0451317				
Vote Center	7	8.54%	0	0.00%
Vote by Mail	133	22.97%	0	0.00%
Remote	0		0	
Total	140	21.18%	0	0.00%

Precinct	DONALD J. TRUMP (REP)		CHRIS CHRISTIE (REP)		RYAN L BINKLEY (REP)		DAVID STUCKENBERG (REP)		RACHEL SWIFT (REP)		RON DESANTIS (REP)		VIVEK RAMASWAMY (REP)	
0451207														
Vote Center	131	82.39%	3	1.89%	0	0.00%	0	0.00%	0	0.00%	1	0.63%	0	0.00%
Vote by Mail	391	69.45%	8	1.42%	0	0.00%	0	0.00%	0	0.00%	9	1.60%	3	0.53%
Remote	0		0		0		0		0		0		0	
Total	522	72.30%	11	1.52%	0	0.00%	0	0.00%	0	0.00%	10	1.39%	3	0.42%
0451209														
Vote Center	136	83.95%	0	0.00%	0	0.00%	0	0.00%	0	0.00%	1	0.62%	0	0.00%
Vote by Mail	454	73.82%	2	0.33%	0	0.00%	0	0.00%	0	0.00%	9	1.46%	1	0.16%
Remote	0		0		0		0		0		0		0	
Total	590	75.93%	2	0.26%	0	0.00%	0	0.00%	0	0.00%	10	1.29%	1	0.13%
0451301														
Vote Center	****	****	****	****	****	****	****	****	****	****	****	****	****	****
Vote by Mail	0		0		0		0		0		0		0	
Remote	0		0		0		0		0		0		0	
Total	****	****	****	****	****	****	****	****	****	****	****	****	****	****
0451302														
Vote Center	121	85.82%	0	0.00%	0	0.00%	0	0.00%	0	0.00%	2	1.42%	0	0.00%
Vote by Mail	401	68.55%	4	0.68%	0	0.00%	0	0.00%	0	0.00%	7	1.20%	3	0.51%
Remote	0		0		0		0		0		0		0	
Total	522	71.90%	4	0.55%	0	0.00%	0	0.00%	0	0.00%	9	1.24%	3	0.41%
0451310														
Vote Center	151	86.29%	1	0.57%	0	0.00%	0	0.00%	0	0.00%	1	0.57%	0	0.00%
Vote by Mail	513	73.29%	6	0.86%	0	0.00%	0	0.00%	0	0.00%	12	1.71%	3	0.43%
Remote	0		0		0		0		0		0		0	
Total	664	75.89%	7	0.80%	0	0.00%	0	0.00%	0	0.00%	13	1.49%	3	0.34%
0451317														
Vote Center	73	89.02%	0	0.00%	0	0.00%	0	0.00%	0	0.00%	1	1.22%	1	1.22%
Vote by Mail	420	72.54%	1	0.17%	0	0.00%	1	0.17%	0	0.00%	8	1.38%	1	0.17%
Remote	0		0		0		0		0		0		0	
Total	493	74.58%	1	0.15%	0	0.00%	1	0.15%	0	0.00%	9	1.36%	2	0.30%

Precinct	Total Votes	HUGO C AGUILAR Qualified Write In		RYAN STEPHEN EHRENREICH Qualified Write In		DOUGLAS GROVES Qualified Write In	
0451207							
Vote Center	158	0	0.00%	0	0.00%	0	0.00%
Vote by Mail	550	0	0.00%	0	0.00%	0	0.00%
Remote	0	0		0		0	
Total	708	0	0.00%	0	0.00%	0	0.00%
0451209							
Vote Center	160	0	0.00%	0	0.00%	0	0.00%
Vote by Mail	607	0	0.00%	0	0.00%	0	0.00%
Remote	0	0		0		0	
Total	767	0	0.00%	0	0.00%	0	0.00%
0451301							
Vote Center	****	****	****	****	****	****	****
Vote by Mail	0	0		0		0	
Remote	0	0		0		0	
Total	****	****	****	****	****	****	****
0451302							
Vote Center	139	0	0.00%	0	0.00%	0	0.00%
Vote by Mail	567	0	0.00%	0	0.00%	0	0.00%
Remote	0	0		0		0	
Total	706	0	0.00%	0	0.00%	0	0.00%
0451310							
Vote Center	175	0	0.00%	0	0.00%	0	0.00%
Vote by Mail	685	0	0.00%	0	0.00%	0	0.00%
Remote	0	0		0		0	
Total	860	0	0.00%	0	0.00%	0	0.00%
0451317							
Vote Center	82	0	0.00%	0	0.00%	0	0.00%
Vote by Mail	564	0	0.00%	0	0.00%	0	0.00%
Remote	0	0		0		0	
Total	646	0	0.00%	0	0.00%	0	0.00%

Precinct	Times Cast	Registered Voters
0451401		
Vote Center	147	1,714
Vote by Mail	925	1,714
Remote	0	1,714
Total	1,072	1,714
0457000		
Vote Center	0	0
Vote by Mail	0	0
Remote	0	0
Total	0	0
0457102		
Vote Center	67	654
Vote by Mail	336	654
Remote	0	654
Total	403	654
0457109		
Vote Center	146	1,190
Vote by Mail	582	1,190
Remote	0	1,190
Total	728	1,190
0457113		
Vote Center	83	589
Vote by Mail	292	589
Remote	0	589
Total	375	589
0457114		
Vote Center	92	1,043
Vote by Mail	558	1,043
Remote	0	1,043
Total	650	1,043

Precinct	NIKKI HALEY (REP)		ASA HUTCHINSON (REP)	
0451401				
Vote Center	10	6.80%	0	0.00%
Vote by Mail	187	20.22%	4	0.43%
Remote	0		0	
Total	197	18.38%	4	0.37%
0457000				
Vote Center	0		0	
Vote by Mail	0		0	
Remote	0		0	
Total	0		0	
0457102				
Vote Center	8	11.94%	0	0.00%
Vote by Mail	88	26.19%	0	0.00%
Remote	0		0	
Total	96	23.82%	0	0.00%
0457109				
Vote Center	10	6.85%	0	0.00%
Vote by Mail	111	19.07%	1	0.17%
Remote	0		0	
Total	121	16.62%	1	0.14%
0457113				
Vote Center	10	12.05%	0	0.00%
Vote by Mail	63	21.58%	0	0.00%
Remote	0		0	
Total	73	19.47%	0	0.00%
0457114				
Vote Center	12	13.04%	0	0.00%
Vote by Mail	157	28.14%	1	0.18%
Remote	0		0	
Total	169	26.00%	1	0.15%

Precinct	DONALD J. TRUMP (REP)		CHRIS CHRISTIE (REP)		RYAN L BINKLEY (REP)		DAVID STUCKENBERG (REP)		RACHEL SWIFT (REP)		RON DESANTIS (REP)		VIVEK RAMASWAMY (REP)	
0451401														
Vote Center	133	90.48%	1	0.68%	0	0.00%	0	0.00%	0	0.00%	1	0.68%	0	0.00%
Vote by Mail	697	75.35%	9	0.97%	1	0.11%	2	0.22%	0	0.00%	9	0.97%	4	0.43%
Remote	0		0		0		0		0		0		0	
Total	830	77.43%	10	0.93%	1	0.09%	2	0.19%	0	0.00%	10	0.93%	4	0.37%
0457000														
Vote Center	0		0		0		0		0		0		0	
Vote by Mail	0		0		0		0		0		0		0	
Remote	0		0		0		0		0		0		0	
Total	0		0		0		0		0		0		0	
0457102														
Vote Center	59	88.06%	0	0.00%	0	0.00%	0	0.00%	0	0.00%	0	0.00%	0	0.00%
Vote by Mail	235	69.94%	0	0.00%	0	0.00%	1	0.30%	0	0.00%	6	1.79%	1	0.30%
Remote	0		0		0		0		0		0		0	
Total	294	72.95%	0	0.00%	0	0.00%	1	0.25%	0	0.00%	6	1.49%	1	0.25%
0457109														
Vote Center	134	91.78%	1	0.68%	0	0.00%	0	0.00%	0	0.00%	0	0.00%	0	0.00%
Vote by Mail	441	75.77%	6	1.03%	0	0.00%	0	0.00%	1	0.17%	6	1.03%	2	0.34%
Remote	0		0		0		0		0		0		0	
Total	575	78.98%	7	0.96%	0	0.00%	0	0.00%	1	0.14%	6	0.82%	2	0.27%
0457113														
Vote Center	72	86.75%	0	0.00%	0	0.00%	0	0.00%	0	0.00%	1	1.20%	0	0.00%
Vote by Mail	208	71.23%	3	1.03%	1	0.34%	0	0.00%	1	0.34%	6	2.05%	2	0.68%
Remote	0		0		0		0		0		0		0	
Total	280	74.67%	3	0.80%	1	0.27%	0	0.00%	1	0.27%	7	1.87%	2	0.53%
0457114														
Vote Center	75	81.52%	0	0.00%	1	1.09%	0	0.00%	0	0.00%	0	0.00%	2	2.17%
Vote by Mail	370	66.31%	3	0.54%	2	0.36%	0	0.00%	2	0.36%	9	1.61%	5	0.90%
Remote	0		0		0		0		0		0		0	
Total	445	68.46%	3	0.46%	3	0.46%	0	0.00%	2	0.31%	9	1.38%	7	1.08%

Precinct	Total Votes	HUGO C AGUILAR Qualified Write In		RYAN STEPHEN EHRENREICH Qualified Write In		DOUGLAS GROVES Qualified Write In	
0451401							
Vote Center	145	0	0.00%	0	0.00%	0	0.00%
Vote by Mail	913	0	0.00%	0	0.00%	0	0.00%
Remote	0	0		0		0	
Total	1,058	0	0.00%	0	0.00%	0	0.00%
0457000							
Vote Center	0	0		0		0	
Vote by Mail	0	0		0		0	
Remote	0	0		0		0	
Total	0	0		0		0	
0457102							
Vote Center	67	0	0.00%	0	0.00%	0	0.00%
Vote by Mail	331	0	0.00%	0	0.00%	0	0.00%
Remote	0	0		0		0	
Total	398	0	0.00%	0	0.00%	0	0.00%
0457109							
Vote Center	145	0	0.00%	0	0.00%	0	0.00%
Vote by Mail	568	0	0.00%	0	0.00%	0	0.00%
Remote	0	0		0		0	
Total	713	0	0.00%	0	0.00%	0	0.00%
0457113							
Vote Center	83	0	0.00%	0	0.00%	0	0.00%
Vote by Mail	284	0	0.00%	0	0.00%	0	0.00%
Remote	0	0		0		0	
Total	367	0	0.00%	0	0.00%	0	0.00%
0457114							
Vote Center	90	0	0.00%	0	0.00%	0	0.00%
Vote by Mail	549	0	0.00%	0	0.00%	0	0.00%
Remote	0	0		0		0	
Total	639	0	0.00%	0	0.00%	0	0.00%

Precinct	Times Cast	Registered Voters
0457117		
Vote Center	76	742
Vote by Mail	399	742
Remote	0	742
Total	475	742
0457119		
Vote Center	33	352
Vote by Mail	119	352
Remote	0	352
Total	152	352
0457122		
Vote Center	80	1,066
Vote by Mail	457	1,066
Remote	0	1,066
Total	537	1,066
0457187		
Vote Center	88	1,143
Vote by Mail	470	1,143
Remote	0	1,143
Total	558	1,143
0457189		
Vote Center	64	843
Vote by Mail	373	843
Remote	0	843
Total	437	843
0457192		
Vote Center	87	725
Vote by Mail	346	725
Remote	0	725
Total	433	725

Precinct	NIKKI HALEY (REP)		ASA HUTCHINSON (REP)	
0457117				
Vote Center	10	13.16%	0	0.00%
Vote by Mail	88	22.06%	0	0.00%
Remote	0		0	
Total	98	20.63%	0	0.00%
0457119				
Vote Center	4	12.12%	0	0.00%
Vote by Mail	21	17.65%	0	0.00%
Remote	0		0	
Total	25	16.45%	0	0.00%
0457122				
Vote Center	7	8.75%	0	0.00%
Vote by Mail	84	18.38%	0	0.00%
Remote	0		0	
Total	91	16.95%	0	0.00%
0457187				
Vote Center	6	6.82%	0	0.00%
Vote by Mail	98	20.85%	1	0.21%
Remote	0		0	
Total	104	18.64%	1	0.18%
0457189				
Vote Center	6	9.38%	0	0.00%
Vote by Mail	62	16.62%	0	0.00%
Remote	0		0	
Total	68	15.56%	0	0.00%
0457192				
Vote Center	14	16.09%	0	0.00%
Vote by Mail	67	19.36%	1	0.29%
Remote	0		0	
Total	81	18.71%	1	0.23%

Precinct	DONALD J. TRUMP (REP)		CHRIS CHRISTIE (REP)		RYAN L BINKLEY (REP)		DAVID STUCKENBERG (REP)		RACHEL SWIFT (REP)		RON DESANTIS (REP)		VIVEK RAMASWAMY (REP)	
0457117														
Vote Center	60	78.95%	1	1.32%	0	0.00%	0	0.00%	0	0.00%	4	5.26%	0	0.00%
Vote by Mail	289	72.43%	2	0.50%	0	0.00%	0	0.00%	1	0.25%	8	2.01%	2	0.50%
Remote	0		0		0		0		0		0		0	
Total	349	73.47%	3	0.63%	0	0.00%	0	0.00%	1	0.21%	12	2.53%	2	0.42%
0457119														
Vote Center	29	87.88%	0	0.00%	0	0.00%	0	0.00%	0	0.00%	0	0.00%	0	0.00%
Vote by Mail	91	76.47%	3	2.52%	0	0.00%	0	0.00%	0	0.00%	2	1.68%	0	0.00%
Remote	0		0		0		0		0		0		0	
Total	120	78.95%	3	1.97%	0	0.00%	0	0.00%	0	0.00%	2	1.32%	0	0.00%
0457122														
Vote Center	69	86.25%	0	0.00%	0	0.00%	0	0.00%	1	1.25%	2	2.50%	1	1.25%
Vote by Mail	348	76.15%	4	0.88%	0	0.00%	1	0.22%	1	0.22%	3	0.66%	3	0.66%
Remote	0		0		0		0		0		0		0	
Total	417	77.65%	4	0.74%	0	0.00%	1	0.19%	2	0.37%	5	0.93%	4	0.74%
0457187														
Vote Center	79	89.77%	0	0.00%	0	0.00%	0	0.00%	0	0.00%	1	1.14%	1	1.14%
Vote by Mail	350	74.47%	1	0.21%	0	0.00%	0	0.00%	0	0.00%	10	2.13%	4	0.85%
Remote	0		0		0		0		0		0		0	
Total	429	76.88%	1	0.18%	0	0.00%	0	0.00%	0	0.00%	11	1.97%	5	0.90%
0457189														
Vote Center	57	89.06%	0	0.00%	1	1.56%	0	0.00%	0	0.00%	0	0.00%	0	0.00%
Vote by Mail	293	78.55%	3	0.80%	0	0.00%	1	0.27%	0	0.00%	8	2.14%	1	0.27%
Remote	0		0		0		0		0		0		0	
Total	350	80.09%	3	0.69%	1	0.23%	1	0.23%	0	0.00%	8	1.83%	1	0.23%
0457192														
Vote Center	68	78.16%	0	0.00%	0	0.00%	0	0.00%	0	0.00%	5	5.75%	0	0.00%
Vote by Mail	255	73.70%	2	0.58%	1	0.29%	0	0.00%	1	0.29%	7	2.02%	2	0.58%
Remote	0		0		0		0		0		0		0	
Total	323	74.60%	2	0.46%	1	0.23%	0	0.00%	1	0.23%	12	2.77%	2	0.46%

Precinct	Total Votes	HUGO C AGUILAR Qualified Write In		RYAN STEPHEN EHRENREICH Qualified Write In		DOUGLAS GROVES Qualified Write In	
0457117							
Vote Center	75	0	0.00%	0	0.00%	0	0.00%
Vote by Mail	390	0	0.00%	0	0.00%	0	0.00%
Remote	0	0		0		0	
Total	465	0	0.00%	0	0.00%	0	0.00%
0457119							
Vote Center	33	0	0.00%	0	0.00%	0	0.00%
Vote by Mail	117	0	0.00%	0	0.00%	0	0.00%
Remote	0	0		0		0	
Total	150	0	0.00%	0	0.00%	0	0.00%
0457122							
Vote Center	80	0	0.00%	0	0.00%	0	0.00%
Vote by Mail	444	0	0.00%	0	0.00%	0	0.00%
Remote	0	0		0		0	
Total	524	0	0.00%	0	0.00%	0	0.00%
0457187							
Vote Center	87	0	0.00%	0	0.00%	0	0.00%
Vote by Mail	464	0	0.00%	0	0.00%	0	0.00%
Remote	0	0		0		0	
Total	551	0	0.00%	0	0.00%	0	0.00%
0457189							
Vote Center	64	0	0.00%	0	0.00%	0	0.00%
Vote by Mail	368	0	0.00%	0	0.00%	0	0.00%
Remote	0	0		0		0	
Total	432	0	0.00%	0	0.00%	0	0.00%
0457192							
Vote Center	87	0	0.00%	0	0.00%	0	0.00%
Vote by Mail	336	0	0.00%	0	0.00%	0	0.00%
Remote	0	0		0		0	
Total	423	0	0.00%	0	0.00%	0	0.00%

Precinct	Times Cast	Registered Voters
0457195		
Vote Center	23	239
Vote by Mail	114	239
Remote	0	239
Total	137	239
0457197		
Vote Center	6	21
Vote by Mail	13	21
Remote	0	21
Total	19	21
0457203		
Vote Center	100	864
Vote by Mail	378	864
Remote	0	864
Total	478	864
0457211		
Vote Center	45	513
Vote by Mail	226	513
Remote	0	513
Total	271	513
0457313		
Vote Center	42	734
Vote by Mail	303	734
Remote	0	734
Total	345	734
0457315		
Vote Center	93	979
Vote by Mail	381	979
Remote	0	979
Total	474	979

Precinct	NIKKI HALEY (REP)		ASA HUTCHINSON (REP)	
0457195				
Vote Center	1	4.35%	0	0.00%
Vote by Mail	20	17.54%	0	0.00%
Remote	0		0	
Total	21	15.33%	0	0.00%
0457197				
Vote Center	****	****	****	****
Vote by Mail	4	30.77%	0	0.00%
Remote	0		0	
Total	4	21.05%	0	0.00%
0457203				
Vote Center	8	8.00%	0	0.00%
Vote by Mail	63	16.67%	0	0.00%
Remote	0		0	
Total	71	14.85%	0	0.00%
0457211				
Vote Center	2	4.44%	0	0.00%
Vote by Mail	30	13.27%	0	0.00%
Remote	0		0	
Total	32	11.81%	0	0.00%
0457313				
Vote Center	1	2.38%	0	0.00%
Vote by Mail	46	15.18%	2	0.66%
Remote	0		0	
Total	47	13.62%	2	0.58%
0457315				
Vote Center	8	8.60%	0	0.00%
Vote by Mail	78	20.47%	0	0.00%
Remote	0		0	
Total	86	18.14%	0	0.00%

Precinct	DONALD J. TRUMP (REP)		CHRIS CHRISTIE (REP)		RYAN L BINKLEY (REP)		DAVID STUCKENBERG (REP)		RACHEL SWIFT (REP)		RON DESANTIS (REP)		VIVEK RAMASWAMY (REP)	
0457195														
Vote Center	21	91.30%	0	0.00%	0	0.00%	1	4.35%	0	0.00%	0	0.00%	0	0.00%
Vote by Mail	90	78.95%	1	0.88%	0	0.00%	0	0.00%	0	0.00%	0	0.00%	0	0.00%
Remote	0		0		0		0		0		0		0	
Total	111	81.02%	1	0.73%	0	0.00%	1	0.73%	0	0.00%	0	0.00%	0	0.00%
0457197														
Vote Center	****	****	****	****	****	****	****	****	****	****	****	****	****	****
Vote by Mail	8	61.54%	0	0.00%	0	0.00%	0	0.00%	0	0.00%	0	0.00%	0	0.00%
Remote	0		0		0		0		0		0		0	
Total	13	68.42%	0	0.00%	0	0.00%	0	0.00%	0	0.00%	0	0.00%	0	0.00%
0457203														
Vote Center	90	90.00%	0	0.00%	0	0.00%	0	0.00%	0	0.00%	1	1.00%	0	0.00%
Vote by Mail	293	77.51%	1	0.26%	0	0.00%	0	0.00%	1	0.26%	7	1.85%	1	0.26%
Remote	0		0		0		0		0		0		0	
Total	383	80.13%	1	0.21%	0	0.00%	0	0.00%	1	0.21%	8	1.67%	1	0.21%
0457211														
Vote Center	43	95.56%	0	0.00%	0	0.00%	0	0.00%	0	0.00%	0	0.00%	0	0.00%
Vote by Mail	180	79.65%	1	0.44%	0	0.00%	0	0.00%	1	0.44%	8	3.54%	1	0.44%
Remote	0		0		0		0		0		0		0	
Total	223	82.29%	1	0.37%	0	0.00%	0	0.00%	1	0.37%	8	2.95%	1	0.37%
0457313														
Vote Center	40	95.24%	0	0.00%	0	0.00%	0	0.00%	0	0.00%	0	0.00%	0	0.00%
Vote by Mail	232	76.57%	3	0.99%	0	0.00%	0	0.00%	1	0.33%	7	2.31%	2	0.66%
Remote	0		0		0		0		0		0		0	
Total	272	78.84%	3	0.87%	0	0.00%	0	0.00%	1	0.29%	7	2.03%	2	0.58%
0457315														
Vote Center	81	87.10%	0	0.00%	0	0.00%	0	0.00%	0	0.00%	2	2.15%	1	1.08%
Vote by Mail	265	69.55%	5	1.31%	0	0.00%	0	0.00%	0	0.00%	11	2.89%	9	2.36%
Remote	0		0		0		0		0		0		0	
Total	346	73.00%	5	1.05%	0	0.00%	0	0.00%	0	0.00%	13	2.74%	10	2.11%

Precinct	Total Votes	HUGO C AGUILAR Qualified Write In		RYAN STEPHEN EHRENREICH Qualified Write In		DOUGLAS GROVES Qualified Write In	
0457195							
Vote Center	23	0	0.00%	0	0.00%	0	0.00%
Vote by Mail	111	0	0.00%	0	0.00%	0	0.00%
Remote	0	0		0		0	
Total	134	0	0.00%	0	0.00%	0	0.00%
0457197							
Vote Center	****	****	****	****	****	****	****
Vote by Mail	12	0	0.00%	0	0.00%	0	0.00%
Remote	0	0		0		0	
Total	17	0	0.00%	0	0.00%	0	0.00%
0457203							
Vote Center	99	0	0.00%	0	0.00%	0	0.00%
Vote by Mail	366	0	0.00%	0	0.00%	0	0.00%
Remote	0	0		0		0	
Total	465	0	0.00%	0	0.00%	0	0.00%
0457211							
Vote Center	45	0	0.00%	0	0.00%	0	0.00%
Vote by Mail	221	0	0.00%	0	0.00%	0	0.00%
Remote	0	0		0		0	
Total	266	0	0.00%	0	0.00%	0	0.00%
0457313							
Vote Center	41	0	0.00%	0	0.00%	0	0.00%
Vote by Mail	293	0	0.00%	0	0.00%	0	0.00%
Remote	0	0		0		0	
Total	334	0	0.00%	0	0.00%	0	0.00%
0457315							
Vote Center	92	0	0.00%	0	0.00%	0	0.00%
Vote by Mail	368	0	0.00%	0	0.00%	0	0.00%
Remote	0	0		0		0	
Total	460	0	0.00%	0	0.00%	0	0.00%

Precinct	Times Cast	Registered Voters
0457399		
Vote Center	13	247
Vote by Mail	146	247
Remote	0	247
Total	159	247
0511258		
Vote Center	121	1,415
Vote by Mail	743	1,415
Remote	0	1,415
Total	864	1,415
0511579		
Vote Center	74	877
Vote by Mail	451	877
Remote	0	877
Total	525	877
0511601		
Vote Center	141	1,113
Vote by Mail	505	1,113
Remote	0	1,113
Total	646	1,113
0511605		
Vote Center	198	1,208
Vote by Mail	527	1,208
Remote	0	1,208
Total	725	1,208
0511611		
Vote Center	37	522
Vote by Mail	248	522
Remote	0	522
Total	285	522

Precinct	NIKKI HALEY (REP)		ASA HUTCHINSON (REP)	
0457399				
Vote Center	1	7.69%	0	0.00%
Vote by Mail	26	17.81%	0	0.00%
Remote	0		0	
Total	27	16.98%	0	0.00%
0511258				
Vote Center	9	7.44%	0	0.00%
Vote by Mail	88	11.84%	0	0.00%
Remote	0		0	
Total	97	11.23%	0	0.00%
0511579				
Vote Center	7	9.46%	0	0.00%
Vote by Mail	53	11.75%	0	0.00%
Remote	0		0	
Total	60	11.43%	0	0.00%
0511601				
Vote Center	9	6.38%	0	0.00%
Vote by Mail	61	12.08%	1	0.20%
Remote	0		0	
Total	70	10.84%	1	0.15%
0511605				
Vote Center	13	6.57%	0	0.00%
Vote by Mail	62	11.76%	1	0.19%
Remote	0		0	
Total	75	10.34%	1	0.14%
0511611				
Vote Center	12	32.43%	0	0.00%
Vote by Mail	65	26.21%	0	0.00%
Remote	0		0	
Total	77	27.02%	0	0.00%

Precinct	DONALD J. TRUMP (REP)		CHRIS CHRISTIE (REP)		RYAN L BINKLEY (REP)		DAVID STUCKENBERG (REP)		RACHEL SWIFT (REP)		RON DESANTIS (REP)		VIVEK RAMASWAMY (REP)	
0457399														
Vote Center	12	92.31%	0	0.00%	0	0.00%	0	0.00%	0	0.00%	0	0.00%	0	0.00%
Vote by Mail	109	74.66%	4	2.74%	0	0.00%	0	0.00%	0	0.00%	5	3.42%	1	0.68%
Remote	0		0		0		0		0		0		0	
Total	121	76.10%	4	2.52%	0	0.00%	0	0.00%	0	0.00%	5	3.14%	1	0.63%
0511258														
Vote Center	107	88.43%	0	0.00%	0	0.00%	0	0.00%	0	0.00%	2	1.65%	1	0.83%
Vote by Mail	622	83.71%	3	0.40%	2	0.27%	1	0.13%	0	0.00%	5	0.67%	4	0.54%
Remote	0		0		0		0		0		0		0	
Total	729	84.38%	3	0.35%	2	0.23%	1	0.12%	0	0.00%	7	0.81%	5	0.58%
0511579														
Vote Center	64	86.49%	0	0.00%	0	0.00%	0	0.00%	0	0.00%	1	1.35%	2	2.70%
Vote by Mail	381	84.48%	1	0.22%	1	0.22%	0	0.00%	1	0.22%	6	1.33%	0	0.00%
Remote	0		0		0		0		0		0		0	
Total	445	84.76%	1	0.19%	1	0.19%	0	0.00%	1	0.19%	7	1.33%	2	0.38%
0511601														
Vote Center	129	91.49%	1	0.71%	0	0.00%	0	0.00%	0	0.00%	2	1.42%	0	0.00%
Vote by Mail	430	85.15%	3	0.59%	0	0.00%	0	0.00%	0	0.00%	6	1.19%	0	0.00%
Remote	0		0		0		0		0		0		0	
Total	559	86.53%	4	0.62%	0	0.00%	0	0.00%	0	0.00%	8	1.24%	0	0.00%
0511605														
Vote Center	180	90.91%	0	0.00%	0	0.00%	0	0.00%	0	0.00%	3	1.52%	1	0.51%
Vote by Mail	451	85.58%	0	0.00%	0	0.00%	0	0.00%	1	0.19%	3	0.57%	0	0.00%
Remote	0		0		0		0		0		0		0	
Total	631	87.03%	0	0.00%	0	0.00%	0	0.00%	1	0.14%	6	0.83%	1	0.14%
0511611														
Vote Center	25	67.57%	0	0.00%	0	0.00%	0	0.00%	0	0.00%	0	0.00%	0	0.00%
Vote by Mail	163	65.73%	5	2.02%	0	0.00%	0	0.00%	0	0.00%	6	2.42%	2	0.81%
Remote	0		0		0		0		0		0		0	
Total	188	65.96%	5	1.75%	0	0.00%	0	0.00%	0	0.00%	6	2.11%	2	0.70%

Precinct	Total Votes	HUGO C AGUILAR Qualified Write In		RYAN STEPHEN EHRENREICH Qualified Write In		DOUGLAS GROVES Qualified Write In	
0457399							
Vote Center	13	0	0.00%	0	0.00%	0	0.00%
Vote by Mail	145	0	0.00%	0	0.00%	0	0.00%
Remote	0	0		0		0	
Total	158	0	0.00%	0	0.00%	0	0.00%
0511258							
Vote Center	119	0	0.00%	0	0.00%	0	0.00%
Vote by Mail	725	0	0.00%	0	0.00%	0	0.00%
Remote	0	0		0		0	
Total	844	0	0.00%	0	0.00%	0	0.00%
0511579							
Vote Center	74	0	0.00%	0	0.00%	0	0.00%
Vote by Mail	443	0	0.00%	0	0.00%	0	0.00%
Remote	0	0		0		0	
Total	517	0	0.00%	0	0.00%	0	0.00%
0511601							
Vote Center	141	0	0.00%	0	0.00%	0	0.00%
Vote by Mail	501	0	0.00%	0	0.00%	0	0.00%
Remote	0	0		0		0	
Total	642	0	0.00%	0	0.00%	0	0.00%
0511605							
Vote Center	197	0	0.00%	0	0.00%	0	0.00%
Vote by Mail	518	0	0.00%	0	0.00%	0	0.00%
Remote	0	0		0		0	
Total	715	0	0.00%	0	0.00%	0	0.00%
0511611							
Vote Center	37	0	0.00%	0	0.00%	0	0.00%
Vote by Mail	241	0	0.00%	0	0.00%	0	0.00%
Remote	0	0		0		0	
Total	278	0	0.00%	0	0.00%	0	0.00%

Precinct	Times Cast	Registered Voters
0511618		
Vote Center	156	1,295
Vote by Mail	554	1,295
Remote	0	1,295
Total	710	1,295
0511702		
Vote Center	3	35
Vote by Mail	16	35
Remote	0	35
Total	19	35
0511926		
Vote Center	54	502
Vote by Mail	222	502
Remote	0	502
Total	276	502
0511951		
Vote Center	41	307
Vote by Mail	114	307
Remote	0	307
Total	155	307
0511956		
Vote Center	1	150
Vote by Mail	75	150
Remote	0	150
Total	76	150
0511965		
Vote Center	9	122
Vote by Mail	60	122
Remote	0	122
Total	69	122

Precinct	NIKKI HALEY (REP)		ASA HUTCHINSON (REP)	
0511618				
Vote Center	6	3.85%	0	0.00%
Vote by Mail	68	12.27%	1	0.18%
Remote	0		0	
Total	74	10.42%	1	0.14%
0511702				
Vote Center	****	****	****	****
Vote by Mail	2	12.50%	0	0.00%
Remote	0		0	
Total	2	10.53%	0	0.00%
0511926				
Vote Center	14	25.93%	0	0.00%
Vote by Mail	70	31.53%	1	0.45%
Remote	0		0	
Total	84	30.43%	1	0.36%
0511951				
Vote Center	7	17.07%	0	0.00%
Vote by Mail	25	21.93%	0	0.00%
Remote	0		0	
Total	32	20.65%	0	0.00%
0511956				
Vote Center	****	****	****	****
Vote by Mail	39	52.00%	0	0.00%
Remote	0		0	
Total	39	51.32%	0	0.00%
0511965				
Vote Center	****	****	****	****
Vote by Mail	19	31.67%	1	1.67%
Remote	0		0	
Total	19	27.54%	1	1.45%

Precinct	Total Votes	HUGO C AGUILAR Qualified Write In		RYAN STEPHEN EHRENREICH Qualified Write In		DOUGLAS GROVES Qualified Write In	
0511618							
Vote Center	156	0	0.00%	0	0.00%	0	0.00%
Vote by Mail	546	0	0.00%	0	0.00%	0	0.00%
Remote	0	0		0		0	
Total	702	0	0.00%	0	0.00%	0	0.00%
0511702							
Vote Center	****	****	****	****	****	****	****
Vote by Mail	16	0	0.00%	0	0.00%	0	0.00%
Remote	0	0		0		0	
Total	19	0	0.00%	0	0.00%	0	0.00%
0511926							
Vote Center	53	0	0.00%	0	0.00%	0	0.00%
Vote by Mail	216	0	0.00%	0	0.00%	0	0.00%
Remote	0	0		0		0	
Total	269	0	0.00%	0	0.00%	0	0.00%
0511951							
Vote Center	40	0	0.00%	0	0.00%	0	0.00%
Vote by Mail	109	0	0.00%	0	0.00%	0	0.00%
Remote	0	0		0		0	
Total	149	0	0.00%	0	0.00%	0	0.00%
0511956							
Vote Center	****	****	****	****	****	****	****
Vote by Mail	72	0	0.00%	0	0.00%	0	0.00%
Remote	0	0		0		0	
Total	73	0	0.00%	0	0.00%	0	0.00%
0511965							
Vote Center	****	****	****	****	****	****	****
Vote by Mail	56	0	0.00%	0	0.00%	0	0.00%
Remote	0	0		0		0	
Total	65	0	0.00%	0	0.00%	0	0.00%

Precinct	Times Cast	Registered Voters
0513001		
Vote Center	54	456
Vote by Mail	182	456
Remote	0	456
Total	236	456
0513002		
Vote Center	0	0
Vote by Mail	0	0
Remote	0	0
Total	0	0
0513003		
Vote Center	0	0
Vote by Mail	0	0
Remote	0	0
Total	0	0
0551241		
Vote Center		7
Vote by Mail		7
Remote		7
Total		7
0551251		
Vote Center	5	87
Vote by Mail	46	87
Remote	0	87
Total	51	87
0551267		
Vote Center		3
Vote by Mail		3
Remote		3
Total		3

Precinct	NIKKI HALEY (REP)		ASA HUTCHINSON (REP)	
0513001				
Vote Center	4	7.41%	0	0.00%
Vote by Mail	21	11.54%	0	0.00%
Remote	0		0	
Total	25	10.59%	0	0.00%
0513002				
Vote Center	0		0	
Vote by Mail	0		0	
Remote	0		0	
Total	0		0	
0513003				
Vote Center	0		0	
Vote by Mail	0		0	
Remote	0		0	
Total	0		0	
0551241				
Vote Center	****	****	****	****
Vote by Mail	****	****	****	****
Remote	0		0	
Total	****	****	****	****
0551251				
Vote Center	****	****	****	****
Vote by Mail	8	17.39%	0	0.00%
Remote	0		0	
Total	8	15.69%	0	0.00%
0551267				
Vote Center				
Vote by Mail				
Remote				
Total				

Precinct	DONALD J. TRUMP (REP)		CHRIS CHRISTIE (REP)		RYAN L BINKLEY (REP)		DAVID STUCKENBERG (REP)		RACHEL SWIFT (REP)		RON DESANTIS (REP)		VIVEK RAMASWAMY (REP)	
0513001														
Vote Center	47	87.04%	0	0.00%	0	0.00%	0	0.00%	0	0.00%	0	0.00%	2	3.70%
Vote by Mail	150	82.42%	2	1.10%	0	0.00%	0	0.00%	0	0.00%	4	2.20%	0	0.00%
Remote	0		0		0		0		0		0		0	
Total	197	83.47%	2	0.85%	0	0.00%	0	0.00%	0	0.00%	4	1.69%	2	0.85%
0513002														
Vote Center	0		0		0		0		0		0		0	
Vote by Mail	0		0		0		0		0		0		0	
Remote	0		0		0		0		0		0		0	
Total	0		0		0		0		0		0		0	
0513003														
Vote Center	0		0		0		0		0		0		0	
Vote by Mail	0		0		0		0		0		0		0	
Remote	0		0		0		0		0		0		0	
Total	0		0		0		0		0		0		0	
0551241														
Vote Center	****	****	****	****	****	****	****	****	****	****	****	****	****	****
Vote by Mail	****	****	****	****	****	****	****	****	****	****	****	****	****	****
Remote	0		0		0		0		0		0		0	
Total	****	****	****	****	****	****	****	****	****	****	****	****	****	****
0551251														
Vote Center	****	****	****	****	****	****	****	****	****	****	****	****	****	****
Vote by Mail	35	76.09%	2	4.35%	0	0.00%	0	0.00%	0	0.00%	0	0.00%	0	0.00%
Remote	0		0		0		0		0		0		0	
Total	40	78.43%	2	3.92%	0	0.00%	0	0.00%	0	0.00%	0	0.00%	0	0.00%
0551267														
Vote Center														
Vote by Mail														
Remote														
Total														

Precinct	Total Votes	HUGO C AGUILAR Qualified Write In		RYAN STEPHEN EHRENREICH Qualified Write In		DOUGLAS GROVES Qualified Write In	
0513001							
Vote Center	53	0	0.00%	0	0.00%	0	0.00%
Vote by Mail	177	0	0.00%	0	0.00%	0	0.00%
Remote	0	0		0		0	
Total	230	0	0.00%	0	0.00%	0	0.00%
0513002							
Vote Center	0	0		0		0	
Vote by Mail	0	0		0		0	
Remote	0	0		0		0	
Total	0	0		0		0	
0513003							
Vote Center	0	0		0		0	
Vote by Mail	0	0		0		0	
Remote	0	0		0		0	
Total	0	0		0		0	
0551241							
Vote Center	****	****	****	****	****	****	****
Vote by Mail	****	****	****	****	****	****	****
Remote	0	0		0		0	
Total	****	****	****	****	****	****	****
0551251							
Vote Center	****	****	****	****	****	****	****
Vote by Mail	45	0	0.00%	0	0.00%	0	0.00%
Remote	0	0		0		0	
Total	50	0	0.00%	0	0.00%	0	0.00%
0551267							
Vote Center							
Vote by Mail							
Remote							
Total							

Precinct	Times Cast	Registered Voters
0551301		
Vote Center	89	1,236
Vote by Mail	747	1,236
Remote	0	1,236
Total	836	1,236
0551341		
Vote Center	96	1,337
Vote by Mail	752	1,337
Remote	0	1,337
Total	848	1,337
0551347		
Vote Center	0	2
Vote by Mail		2
Remote		2
Total		2
0551375		
Vote Center	6	70
Vote by Mail	41	70
Remote	0	70
Total	47	70
0551382		
Vote Center	97	1,270
Vote by Mail	625	1,270
Remote	0	1,270
Total	722	1,270
0551418		
Vote Center	9	65
Vote by Mail	34	65
Remote	0	65
Total	43	65

Precinct	NIKKI HALEY (REP)		ASA HUTCHINSON (REP)	
0551301				
Vote Center	7	7.87%	0	0.00%
Vote by Mail	127	17.00%	0	0.00%
Remote	0		0	
Total	134	16.03%	0	0.00%
0551341				
Vote Center	6	6.25%	0	0.00%
Vote by Mail	103	13.70%	0	0.00%
Remote	0		0	
Total	109	12.85%	0	0.00%
0551347				
Vote Center	0		0	
Vote by Mail	****	****	****	****
Remote	0		0	
Total	****	****	****	****
0551375				
Vote Center	****	****	****	****
Vote by Mail	9	21.95%	0	0.00%
Remote	0		0	
Total	9	19.15%	0	0.00%
0551382				
Vote Center	8	8.25%	0	0.00%
Vote by Mail	91	14.56%	0	0.00%
Remote	0		0	
Total	99	13.71%	0	0.00%
0551418				
Vote Center	****	****	****	****
Vote by Mail	3	8.82%	0	0.00%
Remote	0		0	
Total	4	9.30%	0	0.00%

Precinct	DONALD J. TRUMP (REP)		CHRIS CHRISTIE (REP)		RYAN L BINKLEY (REP)		DAVID STUCKENBERG (REP)		RACHEL SWIFT (REP)		RON DESANTIS (REP)		VIVEK RAMASWAMY (REP)	
0551301														
Vote Center	77	86.52%	0	0.00%	0	0.00%	0	0.00%	0	0.00%	2	2.25%	1	1.12%
Vote by Mail	580	77.64%	5	0.67%	1	0.13%	0	0.00%	2	0.27%	15	2.01%	5	0.67%
Remote	0		0		0		0		0		0		0	
Total	657	78.59%	5	0.60%	1	0.12%	0	0.00%	2	0.24%	17	2.03%	6	0.72%
0551341														
Vote Center	85	88.54%	1	1.04%	0	0.00%	0	0.00%	0	0.00%	3	3.13%	0	0.00%
Vote by Mail	608	80.85%	4	0.53%	1	0.13%	2	0.27%	2	0.27%	13	1.73%	4	0.53%
Remote	0		0		0		0		0		0		0	
Total	693	81.72%	5	0.59%	1	0.12%	2	0.24%	2	0.24%	16	1.89%	4	0.47%
0551347														
Vote Center	0		0		0		0		0		0		0	
Vote by Mail	****	****	****	****	****	****	****	****	****	****	****	****	****	****
Remote	0		0		0		0		0		0		0	
Total	****	****	****	****	****	****	****	****	****	****	****	****	****	****
0551375														
Vote Center	****	****	****	****	****	****	****	****	****	****	****	****	****	****
Vote by Mail	29	70.73%	1	2.44%	0	0.00%	0	0.00%	0	0.00%	2	4.88%	0	0.00%
Remote	0		0		0		0		0		0		0	
Total	35	74.47%	1	2.13%	0	0.00%	0	0.00%	0	0.00%	2	4.26%	0	0.00%
0551382														
Vote Center	88	90.72%	0	0.00%	0	0.00%	0	0.00%	0	0.00%	1	1.03%	0	0.00%
Vote by Mail	508	81.28%	2	0.32%	1	0.16%	0	0.00%	1	0.16%	12	1.92%	3	0.48%
Remote	0		0		0		0		0		0		0	
Total	596	82.55%	2	0.28%	1	0.14%	0	0.00%	1	0.14%	13	1.80%	3	0.42%
0551418														
Vote Center	****	****	****	****	****	****	****	****	****	****	****	****	****	****
Vote by Mail	28	82.35%	0	0.00%	0	0.00%	0	0.00%	0	0.00%	1	2.94%	0	0.00%
Remote	0		0		0		0		0		0		0	
Total	34	79.07%	0	0.00%	0	0.00%	0	0.00%	0	0.00%	3	6.98%	0	0.00%

Precinct	Total Votes	HUGO C AGUILAR Qualified Write In		RYAN STEPHEN EHRENREICH Qualified Write In		DOUGLAS GROVES Qualified Write In	
0551301							
Vote Center	87	0	0.00%	0	0.00%	0	0.00%
Vote by Mail	735	0	0.00%	0	0.00%	0	0.00%
Remote	0	0		0		0	
Total	822	0	0.00%	0	0.00%	0	0.00%
0551341							
Vote Center	95	0	0.00%	0	0.00%	0	0.00%
Vote by Mail	737	0	0.00%	0	0.00%	0	0.00%
Remote	0	0		0		0	
Total	832	0	0.00%	0	0.00%	0	0.00%
0551347							
Vote Center	0	0		0		0	
Vote by Mail	****	****	****	****	****	****	****
Remote	0	0		0		0	
Total	****	****	****	****	****	****	****
0551375							
Vote Center	****	****	****	****	****	****	****
Vote by Mail	41	0	0.00%	0	0.00%	0	0.00%
Remote	0	0		0		0	
Total	47	0	0.00%	0	0.00%	0	0.00%
0551382							
Vote Center	97	0	0.00%	0	0.00%	0	0.00%
Vote by Mail	618	0	0.00%	0	0.00%	0	0.00%
Remote	0	0		0		0	
Total	715	0	0.00%	0	0.00%	0	0.00%
0551418							
Vote Center	****	****	****	****	****	****	****
Vote by Mail	32	0	0.00%	0	0.00%	0	0.00%
Remote	0	0		0		0	
Total	41	0	0.00%	0	0.00%	0	0.00%

Precinct	Times Cast	Registered Voters
0551429		
Vote Center	3	117
Vote by Mail	62	117
Remote	0	117
Total	65	117
0551473		
Vote Center	10	203
Vote by Mail	104	203
Remote	0	203
Total	114	203
0551476		
Vote Center	42	627
Vote by Mail	387	627
Remote	0	627
Total	429	627
0551501		
Vote Center	6	167
Vote by Mail	103	167
Remote	0	167
Total	109	167
0551503		
Vote Center	0	3
Vote by Mail		3
Remote		3
Total		3
0551504		
Vote Center	52	701
Vote by Mail	353	701
Remote	0	701
Total	405	701

Precinct	NIKKI HALEY (REP)		ASA HUTCHINSON (REP)	
0551429				
Vote Center	****	****	****	****
Vote by Mail	8	12.90%	0	0.00%
Remote	0		0	
Total	8	12.31%	0	0.00%
0551473				
Vote Center	****	****	****	****
Vote by Mail	19	18.27%	0	0.00%
Remote	0		0	
Total	20	17.54%	0	0.00%
0551476				
Vote Center	2	4.76%	0	0.00%
Vote by Mail	62	16.02%	0	0.00%
Remote	0		0	
Total	64	14.92%	0	0.00%
0551501				
Vote Center	****	****	****	****
Vote by Mail	24	23.30%	0	0.00%
Remote	0		0	
Total	24	22.02%	0	0.00%
0551503				
Vote Center	0		0	
Vote by Mail	****	****	****	****
Remote	0		0	
Total	****	****	****	****
0551504				
Vote Center	4	7.69%	0	0.00%
Vote by Mail	72	20.40%	0	0.00%
Remote	0		0	
Total	76	18.77%	0	0.00%

Precinct	DONALD J. TRUMP (REP)		CHRIS CHRISTIE (REP)		RYAN L BINKLEY (REP)		DAVID STUCKENBERG (REP)		RACHEL SWIFT (REP)		RON DESANTIS (REP)		VIVEK RAMASWAMY (REP)	
0551429														
Vote Center	****	****	****	****	****	****	****	****	****	****	****	****	****	****
Vote by Mail	49	79.03%	0	0.00%	0	0.00%	0	0.00%	0	0.00%	4	6.45%	0	0.00%
Remote	0		0		0		0		0		0		0	
Total	52	80.00%	0	0.00%	0	0.00%	0	0.00%	0	0.00%	4	6.15%	0	0.00%
0551473														
Vote Center	****	****	****	****	****	****	****	****	****	****	****	****	****	****
Vote by Mail	82	78.85%	0	0.00%	0	0.00%	0	0.00%	0	0.00%	1	0.96%	1	0.96%
Remote	0		0		0		0		0		0		0	
Total	91	79.82%	0	0.00%	0	0.00%	0	0.00%	0	0.00%	1	0.88%	1	0.88%
0551476														
Vote Center	39	92.86%	0	0.00%	0	0.00%	0	0.00%	0	0.00%	0	0.00%	1	2.38%
Vote by Mail	303	78.29%	5	1.29%	0	0.00%	0	0.00%	0	0.00%	4	1.03%	1	0.26%
Remote	0		0		0		0		0		0		0	
Total	342	79.72%	5	1.17%	0	0.00%	0	0.00%	0	0.00%	4	0.93%	2	0.47%
0551501														
Vote Center	****	****	****	****	****	****	****	****	****	****	****	****	****	****
Vote by Mail	73	70.87%	0	0.00%	0	0.00%	1	0.97%	0	0.00%	3	2.91%	0	0.00%
Remote	0		0		0		0		0		0		0	
Total	79	72.48%	0	0.00%	0	0.00%	1	0.92%	0	0.00%	3	2.75%	0	0.00%
0551503														
Vote Center	0		0		0		0		0		0		0	
Vote by Mail	****	****	****	****	****	****	****	****	****	****	****	****	****	****
Remote	0		0		0		0		0		0		0	
Total	****	****	****	****	****	****	****	****	****	****	****	****	****	****
0551504														
Vote Center	47	90.38%	0	0.00%	0	0.00%	0	0.00%	0	0.00%	1	1.92%	0	0.00%
Vote by Mail	265	75.07%	1	0.28%	0	0.00%	0	0.00%	0	0.00%	7	1.98%	2	0.57%
Remote	0		0		0		0		0		0		0	
Total	312	77.04%	1	0.25%	0	0.00%	0	0.00%	0	0.00%	8	1.98%	2	0.49%

Precinct	Total Votes	HUGO C AGUILAR Qualified Write In		RYAN STEPHEN EHRENREICH Qualified Write In		DOUGLAS GROVES Qualified Write In	
0551429							
Vote Center	****	****	****	****	****	****	****
Vote by Mail	61	0	0.00%	0	0.00%	0	0.00%
Remote	0	0		0		0	
Total	64	0	0.00%	0	0.00%	0	0.00%
0551473							
Vote Center	****	****	****	****	****	****	****
Vote by Mail	103	0	0.00%	0	0.00%	0	0.00%
Remote	0	0		0		0	
Total	113	0	0.00%	0	0.00%	0	0.00%
0551476							
Vote Center	42	0	0.00%	0	0.00%	0	0.00%
Vote by Mail	375	0	0.00%	0	0.00%	0	0.00%
Remote	0	0		0		0	
Total	417	0	0.00%	0	0.00%	0	0.00%
0551501							
Vote Center	****	****	****	****	****	****	****
Vote by Mail	101	0	0.00%	0	0.00%	0	0.00%
Remote	0	0		0		0	
Total	107	0	0.00%	0	0.00%	0	0.00%
0551503							
Vote Center	0	0		0		0	
Vote by Mail	****	****	****	****	****	****	****
Remote	0	0		0		0	
Total	****	****	****	****	****	****	****
0551504							
Vote Center	52	0	0.00%	0	0.00%	0	0.00%
Vote by Mail	347	0	0.00%	0	0.00%	0	0.00%
Remote	0	0		0		0	
Total	399	0	0.00%	0	0.00%	0	0.00%

Precinct	Times Cast	Registered Voters
0551507		
Vote Center	119	1,666
Vote by Mail	915	1,666
Remote	0	1,666
Total	1,034	1,666
0551537		
Vote Center	85	1,334
Vote by Mail	799	1,334
Remote	0	1,334
Total	884	1,334
0551553		
Vote Center	171	1,293
Vote by Mail	660	1,293
Remote	0	1,293
Total	831	1,293
0551564		
Vote Center	9	137
Vote by Mail	69	137
Remote	0	137
Total	78	137
0551574		
Vote Center	30	239
Vote by Mail	124	239
Remote	0	239
Total	154	239
0551585		
Vote Center	16	114
Vote by Mail	55	114
Remote	0	114
Total	71	114

Precinct	NIKKI HALEY (REP)		ASA HUTCHINSON (REP)	
0551507				
Vote Center	12	10.08%	0	0.00%
Vote by Mail	145	15.85%	0	0.00%
Remote	0		0	
Total	157	15.18%	0	0.00%
0551537				
Vote Center	9	10.59%	0	0.00%
Vote by Mail	153	19.15%	1	0.13%
Remote	0		0	
Total	162	18.33%	1	0.11%
0551553				
Vote Center	17	9.94%	0	0.00%
Vote by Mail	149	22.58%	0	0.00%
Remote	0		0	
Total	166	19.98%	0	0.00%
0551564				
Vote Center	****	****	****	****
Vote by Mail	13	18.84%	0	0.00%
Remote	0		0	
Total	15	19.23%	0	0.00%
0551574				
Vote Center	1	3.33%	0	0.00%
Vote by Mail	35	28.23%	0	0.00%
Remote	0		0	
Total	36	23.38%	0	0.00%
0551585				
Vote Center	3	18.75%	0	0.00%
Vote by Mail	6	10.91%	0	0.00%
Remote	0		0	
Total	9	12.68%	0	0.00%

Precinct	DONALD J. TRUMP (REP)		CHRIS CHRISTIE (REP)		RYAN L BINKLEY (REP)		DAVID STUCKENBERG (REP)		RACHEL SWIFT (REP)		RON DESANTIS (REP)		VIVEK RAMASWAMY (REP)	
0551507														
Vote Center	106	89.08%	0	0.00%	0	0.00%	0	0.00%	0	0.00%	1	0.84%	0	0.00%
Vote by Mail	719	78.58%	6	0.66%	1	0.11%	1	0.11%	1	0.11%	20	2.19%	1	0.11%
Remote	0		0		0		0		0		0		0	
Total	825	79.79%	6	0.58%	1	0.10%	1	0.10%	1	0.10%	21	2.03%	1	0.10%
0551537														
Vote Center	75	88.24%	0	0.00%	0	0.00%	0	0.00%	0	0.00%	1	1.18%	0	0.00%
Vote by Mail	603	75.47%	4	0.50%	1	0.13%	0	0.00%	3	0.38%	19	2.38%	2	0.25%
Remote	0		0		0		0		0		0		0	
Total	678	76.70%	4	0.45%	1	0.11%	0	0.00%	3	0.34%	20	2.26%	2	0.23%
0551553														
Vote Center	148	86.55%	0	0.00%	0	0.00%	0	0.00%	0	0.00%	4	2.34%	0	0.00%
Vote by Mail	476	72.12%	3	0.45%	0	0.00%	1	0.15%	0	0.00%	6	0.91%	3	0.45%
Remote	0		0		0		0		0		0		0	
Total	624	75.09%	3	0.36%	0	0.00%	1	0.12%	0	0.00%	10	1.20%	3	0.36%
0551564														
Vote Center	****	****	****	****	****	****	****	****	****	****	****	****	****	****
Vote by Mail	49	71.01%	0	0.00%	0	0.00%	0	0.00%	0	0.00%	3	4.35%	0	0.00%
Remote	0		0		0		0		0		0		0	
Total	56	71.79%	0	0.00%	0	0.00%	0	0.00%	0	0.00%	3	3.85%	0	0.00%
0551574														
Vote Center	27	90.00%	0	0.00%	0	0.00%	0	0.00%	0	0.00%	0	0.00%	0	0.00%
Vote by Mail	85	68.55%	3	2.42%	0	0.00%	0	0.00%	1	0.81%	0	0.00%	0	0.00%
Remote	0		0		0		0		0		0		0	
Total	112	72.73%	3	1.95%	0	0.00%	0	0.00%	1	0.65%	0	0.00%	0	0.00%
0551585														
Vote Center	12	75.00%	0	0.00%	0	0.00%	0	0.00%	0	0.00%	1	6.25%	0	0.00%
Vote by Mail	45	81.82%	0	0.00%	0	0.00%	0	0.00%	0	0.00%	1	1.82%	2	3.64%
Remote	0		0		0		0		0		0		0	
Total	57	80.28%	0	0.00%	0	0.00%	0	0.00%	0	0.00%	2	2.82%	2	2.82%

Precinct	Total Votes	HUGO C AGUILAR Qualified Write In		RYAN STEPHEN EHRENREICH Qualified Write In		DOUGLAS GROVES Qualified Write In	
0551507							
Vote Center	119	0	0.00%	0	0.00%	0	0.00%
Vote by Mail	894	0	0.00%	0	0.00%	0	0.00%
Remote	0	0		0		0	
Total	1,013	0	0.00%	0	0.00%	0	0.00%
0551537							
Vote Center	85	0	0.00%	0	0.00%	0	0.00%
Vote by Mail	786	0	0.00%	0	0.00%	0	0.00%
Remote	0	0		0		0	
Total	871	0	0.00%	0	0.00%	0	0.00%
0551553							
Vote Center	169	0	0.00%	0	0.00%	0	0.00%
Vote by Mail	638	0	0.00%	0	0.00%	0	0.00%
Remote	0	0		0		0	
Total	807	0	0.00%	0	0.00%	0	0.00%
0551564							
Vote Center	****	****	****	****	****	****	****
Vote by Mail	65	0	0.00%	0	0.00%	0	0.00%
Remote	0	0		0		0	
Total	74	0	0.00%	0	0.00%	0	0.00%
0551574							
Vote Center	28	0	0.00%	0	0.00%	0	0.00%
Vote by Mail	124	0	0.00%	0	0.00%	0	0.00%
Remote	0	0		0		0	
Total	152	0	0.00%	0	0.00%	0	0.00%
0551585							
Vote Center	16	0	0.00%	0	0.00%	0	0.00%
Vote by Mail	54	0	0.00%	0	0.00%	0	0.00%
Remote	0	0		0		0	
Total	70	0	0.00%	0	0.00%	0	0.00%

Precinct	Times Cast	Registered Voters
0551591		
Vote Center		10
Vote by Mail		10
Remote		10
Total		10
0552001		
Vote Center	43	701
Vote by Mail	448	701
Remote	0	701
Total	491	701
0552003		
Vote Center	65	641
Vote by Mail	363	641
Remote	0	641
Total	428	641
0552005		
Vote Center	71	943
Vote by Mail	472	943
Remote	0	943
Total	543	943
0552012		
Vote Center	87	886
Vote by Mail	413	886
Remote	0	886
Total	500	886
0552019		
Vote Center	13	234
Vote by Mail	129	234
Remote	0	234
Total	142	234

Precinct	NIKKI HALEY (REP)		ASA HUTCHINSON (REP)	
0551591				
Vote Center	****	****	****	****
Vote by Mail	****	****	****	****
Remote	0		0	
Total	****	****	****	****
0552001				
Vote Center	5	11.63%	0	0.00%
Vote by Mail	120	26.79%	1	0.22%
Remote	0		0	
Total	125	25.46%	1	0.20%
0552003				
Vote Center	6	9.23%	0	0.00%
Vote by Mail	81	22.31%	0	0.00%
Remote	0		0	
Total	87	20.33%	0	0.00%
0552005				
Vote Center	9	12.68%	0	0.00%
Vote by Mail	82	17.37%	2	0.42%
Remote	0		0	
Total	91	16.76%	2	0.37%
0552012				
Vote Center	3	3.45%	0	0.00%
Vote by Mail	71	17.19%	1	0.24%
Remote	0		0	
Total	74	14.80%	1	0.20%
0552019				
Vote Center	0	0.00%	0	0.00%
Vote by Mail	33	25.58%	0	0.00%
Remote	0		0	
Total	33	23.24%	0	0.00%

Precinct	Total Votes	HUGO C AGUILAR Qualified Write In		RYAN STEPHEN EHRENREICH Qualified Write In		DOUGLAS GROVES Qualified Write In	
0551591							
Vote Center	****	****	****	****	****	****	****
Vote by Mail	****	****	****	****	****	****	****
Remote	0	0		0		0	
Total	****	****	****	****	****	****	****
0552001							
Vote Center	43	0	0.00%	0	0.00%	0	0.00%
Vote by Mail	438	0	0.00%	0	0.00%	0	0.00%
Remote	0	0		0		0	
Total	481	0	0.00%	0	0.00%	0	0.00%
0552003							
Vote Center	65	0	0.00%	0	0.00%	0	0.00%
Vote by Mail	359	0	0.00%	0	0.00%	0	0.00%
Remote	0	0		0		0	
Total	424	0	0.00%	0	0.00%	0	0.00%
0552005							
Vote Center	68	0	0.00%	0	0.00%	0	0.00%
Vote by Mail	466	0	0.00%	0	0.00%	0	0.00%
Remote	0	0		0		0	
Total	534	0	0.00%	0	0.00%	0	0.00%
0552012							
Vote Center	87	0	0.00%	0	0.00%	0	0.00%
Vote by Mail	407	0	0.00%	0	0.00%	0	0.00%
Remote	0	0		0		0	
Total	494	0	0.00%	0	0.00%	0	0.00%
0552019							
Vote Center	13	0	0.00%	0	0.00%	0	0.00%
Vote by Mail	122	0	0.00%	0	0.00%	0	0.00%
Remote	0	0		0		0	
Total	135	0	0.00%	0	0.00%	0	0.00%

Precinct	Times Cast	Registered Voters
0552020		
Vote Center	11	150
Vote by Mail	88	150
Remote	0	150
Total	99	150
0552023		
Vote Center		1
Vote by Mail		1
Remote		1
Total		1
0552028		
Vote Center		14
Vote by Mail		14
Remote		14
Total		14
Placer County - Total	65,257	114,214
Cumulative		
Cumulative		
Vote Center	0	0
Vote by Mail	0	0
Remote	0	0
Total	0	0
Cumulative - Total	0	0
County - Total	65,257	114,214

Precinct	NIKKI HALEY (REP)		ASA HUTCHINSON (REP)	
0552020				
Vote Center	0	0.00%	0	0.00%
Vote by Mail	14	15.91%	2	2.27%
Remote	0		0	
Total	14	14.14%	2	2.02%
0552023				
Vote Center				
Vote by Mail				
Remote				
Total				
0552028				
Vote Center	****	****	****	****
Vote by Mail	****	****	****	****
Remote	0		0	
Total	****	****	****	****
Placer County - Total	11,420	17.50%	55	0.08%
Cumulative				
Cumulative				
Vote Center	0		0	
Vote by Mail	0		0	
Remote	0		0	
Total	0		0	
Cumulative - Total	0		0	
County - Total	11,420	17.50%	55	0.08%

Precinct	DONALD J. TRUMP (REP)		CHRIS CHRISTIE (REP)		RYAN L BINKLEY (REP)		DAVID STUCKENBERG (REP)		RACHEL SWIFT (REP)		RON DESANTIS (REP)		VIVEK RAMASWAMY (REP)	
0552020														
Vote Center	11	100.00%	0	0.00%	0	0.00%	0	0.00%	0	0.00%	0	0.00%	0	0.00%
Vote by Mail	69	78.41%	0	0.00%	0	0.00%	0	0.00%	0	0.00%	1	1.14%	1	1.14%
Remote	0		0		0		0		0		0		0	
Total	80	80.81%	0	0.00%	0	0.00%	0	0.00%	0	0.00%	1	1.01%	1	1.01%
0552023														
Vote Center														
Vote by Mail														
Remote														
Total														
0552028														
Vote Center	****	****	****	****	****	****	****	****	****	****	****	****	****	****
Vote by Mail	****	****	****	****	****	****	****	****	****	****	****	****	****	****
Remote	0		0		0		0		0		0		0	
Total	****	****	****	****	****	****	****	****	****	****	****	****	****	****
Placer County - Total	50,602	77.54%	365	0.56%	65	0.10%	51	0.08%	65	0.10%	1,063	1.63%	300	0.46%
Cumulative														
Cumulative														
Vote Center	0		0		0		0		0		0		0	
Vote by Mail	0		0		0		0		0		0		0	
Remote	0		0		0		0		0		0		0	
Total	0		0		0		0		0		0		0	
Cumulative - Total	0		0		0		0		0		0		0	
County - Total	50,602	77.54%	365	0.56%	65	0.10%	51	0.08%	65	0.10%	1,063	1.63%	300	0.46%

Precinct	Total Votes	HUGO C AGUILAR Qualified Write In	RYAN STEPHEN EHRENREICH Qualified Write In	DOUGLAS GROVES Qualified Write In
0552020				
Vote Center	11	0 0.00%	0 0.00%	0 0.00%
Vote by Mail	87	0 0.00%	0 0.00%	0 0.00%
Remote	0	0	0	0
Total	98	0 0.00%	0 0.00%	0 0.00%
0552023				
Vote Center				
Vote by Mail				
Remote				
Total				
0552028				
Vote Center	****	****	****	****
Vote by Mail	****	****	****	****
Remote	0	0	0	0
Total	****	****	****	****
Placer County - Total	63,986	0 0.00%	0 0.00%	0 0.00%
Cumulative				
Cumulative				
Vote Center	0	0	0	0
Vote by Mail	0	0	0	0
Remote	0	0	0	0
Total	0	0	0	0
Cumulative - Total	0	0	0	0
County - Total	63,986	0 0.00%	0 0.00%	0 0.00%

President AIP (Vote for 1)

AIP **** - Insufficient Turnout to Protect Voter Privacy

Precinct		Times Cast	Registered Voters
County			
Placer County			
0131101			
Vote Center		0	87
Vote by Mail		28	87
Remote		0	87
Total		28	87
0151105			
Vote Center		1	73
Vote by Mail		19	73
Remote		0	73
Total		20	73
0151107			
Vote Center		6	103
Vote by Mail		40	103
Remote		0	103
Total		46	103
0157201			
Vote Center		3	91
Vote by Mail		16	91
Remote		0	91
Total		19	91
0157205			
Vote Center		0	109
Vote by Mail		38	109
Remote		0	109
Total		38	109

Precinct		JAMES BRADLEY (AIP)		Total Votes	ANDREW GEORGE RUMMEL	Qualified Write In
County						
Placer County						
0131101						
Vote Center		0		0	0	
Vote by Mail		8	28.57%	8	0	0.00%
Remote		0		0	0	
Total		8	28.57%	8	0	0.00%
0151105						
Vote Center		****	****	****	****	****
Vote by Mail		2	10.53%	2	0	0.00%
Remote		0		0	0	
Total		2	10.00%	2	0	0.00%
0151107						
Vote Center		****	****	****	****	****
Vote by Mail		8	20.00%	8	0	0.00%
Remote		0		0	0	
Total		11	23.91%	11	0	0.00%
0157201						
Vote Center		****	****	****	****	****
Vote by Mail		4	25.00%	4	0	0.00%
Remote		0		0	0	
Total		5	26.32%	5	0	0.00%
0157205						
Vote Center		0		0	0	
Vote by Mail		16	42.11%	16	0	0.00%
Remote		0		0	0	
Total		16	42.11%	16	0	0.00%

Precinct	Times Cast	Registered Voters
0157213		
Vote Center	2	66
Vote by Mail	15	66
Remote	0	66
Total	17	66
0157217		
Vote Center	3	85
Vote by Mail	11	85
Remote	0	85
Total	14	85
0157218		
Vote Center	7	129
Vote by Mail	32	129
Remote	0	129
Total	39	129
0157226		
Vote Center	9	128
Vote by Mail	37	128
Remote	0	128
Total	46	128
0157306		
Vote Center	5	86
Vote by Mail	24	86
Remote	0	86
Total	29	86
0157311		
Vote Center	2	103
Vote by Mail	38	103
Remote	0	103
Total	40	103

Precinct	JAMES BRADLEY (AIP)		Total Votes	ANDREW GEORGE RUMMEL Qualified Write In	
0157213					
Vote Center	****	****	****	****	****
Vote by Mail	6	40.00%	6	0	0.00%
Remote	0		0	0	
Total	7	41.18%	7	0	0.00%
0157217					
Vote Center	****	****	****	****	****
Vote by Mail	1	9.09%	1	0	0.00%
Remote	0		0	0	
Total	2	14.29%	2	0	0.00%
0157218					
Vote Center	****	****	****	****	****
Vote by Mail	7	21.88%	7	0	0.00%
Remote	0		0	0	
Total	9	23.08%	9	0	0.00%
0157226					
Vote Center	****	****	****	****	****
Vote by Mail	9	24.32%	9	0	0.00%
Remote	0		0	0	
Total	10	21.74%	10	0	0.00%
0157306					
Vote Center	****	****	****	****	****
Vote by Mail	4	16.67%	4	0	0.00%
Remote	0		0	0	
Total	4	13.79%	4	0	0.00%
0157311					
Vote Center	****	****	****	****	****
Vote by Mail	10	26.32%	10	0	0.00%
Remote	0		0	0	
Total	10	25.00%	10	0	0.00%

Precinct	Times Cast	Registered Voters
0157318		
Vote Center	2	88
Vote by Mail	25	88
Remote	0	88
Total	27	88
0157396		
Vote Center	1	62
Vote by Mail	27	62
Remote	0	62
Total	28	62
0157401		
Vote Center	3	118
Vote by Mail	86	118
Remote	0	118
Total	89	118
0157403		
Vote Center	2	95
Vote by Mail	37	95
Remote	0	95
Total	39	95
0157405		
Vote Center	3	84
Vote by Mail	35	84
Remote	0	84
Total	38	84
0157407		
Vote Center	5	118
Vote by Mail	36	118
Remote	0	118
Total	41	118

Precinct	JAMES BRADLEY (AIP)		Total Votes	ANDREW GEORGE RUMMEL Qualified Write In	
0157318					
Vote Center	****	****	****	****	****
Vote by Mail	4	16.00%	4	0	0.00%
Remote	0		0	0	
Total	5	18.52%	5	0	0.00%
0157396					
Vote Center	****	****	****	****	****
Vote by Mail	4	14.81%	4	0	0.00%
Remote	0		0	0	
Total	5	17.86%	5	0	0.00%
0157401					
Vote Center	****	****	****	****	****
Vote by Mail	12	13.95%	12	0	0.00%
Remote	0		0	0	
Total	12	13.48%	12	0	0.00%
0157403					
Vote Center	****	****	****	****	****
Vote by Mail	5	13.51%	5	0	0.00%
Remote	0		0	0	
Total	5	12.82%	5	0	0.00%
0157405					
Vote Center	****	****	****	****	****
Vote by Mail	10	28.57%	10	0	0.00%
Remote	0		0	0	
Total	10	26.32%	10	0	0.00%
0157407					
Vote Center	****	****	****	****	****
Vote by Mail	10	27.78%	10	0	0.00%
Remote	0		0	0	
Total	12	29.27%	12	0	0.00%

Precinct	Times Cast	Registered Voters
0157408		
Vote Center	0	79
Vote by Mail	38	79
Remote	0	79
Total	38	79
0157409		
Vote Center	0	46
Vote by Mail	35	46
Remote	0	46
Total	35	46
0157412		
Vote Center	4	119
Vote by Mail	27	119
Remote	0	119
Total	31	119
0157414		
Vote Center	6	143
Vote by Mail	40	143
Remote	0	143
Total	46	143
0157415		
Vote Center	1	127
Vote by Mail	48	127
Remote	0	127
Total	49	127
0157502		
Vote Center	6	111
Vote by Mail	31	111
Remote	0	111
Total	37	111

Precinct	JAMES BRADLEY (AIP)	Total Votes	ANDREW GEORGE RUMMEL	Qualified Write In
0157408				
Vote Center	0	0	0	
Vote by Mail	3 7.89%	3	0	0.00%
Remote	0	0	0	
Total	3 7.89%	3	0	0.00%
0157409				
Vote Center	0	0	0	
Vote by Mail	4 11.43%	4	0	0.00%
Remote	0	0	0	
Total	4 11.43%	4	0	0.00%
0157412				
Vote Center	****	****	****	****
Vote by Mail	6 22.22%	6	0	0.00%
Remote	0	0	0	
Total	7 22.58%	7	0	0.00%
0157414				
Vote Center	****	****	****	****
Vote by Mail	7 17.50%	7	0	0.00%
Remote	0	0	0	
Total	8 17.39%	8	0	0.00%
0157415				
Vote Center	****	****	****	****
Vote by Mail	10 20.83%	10	0	0.00%
Remote	0	0	0	
Total	10 20.41%	10	0	0.00%
0157502				
Vote Center	****	****	****	****
Vote by Mail	5 16.13%	5	0	0.00%
Remote	0	0	0	
Total	7 18.92%	7	0	0.00%

Precinct	Times Cast	Registered Voters
0157503		
Vote Center	4	104
Vote by Mail	30	104
Remote	0	104
Total	34	104
0157506		
Vote Center	4	143
Vote by Mail	46	143
Remote	0	143
Total	50	143
0231120		
Vote Center	10	140
Vote by Mail	50	140
Remote	0	140
Total	60	140
0231147		
Vote Center	4	111
Vote by Mail	41	111
Remote	0	111
Total	45	111
0234104		
Vote Center		6
Vote by Mail		6
Remote		6
Total		6
0251129		
Vote Center		5
Vote by Mail		5
Remote		5
Total		5

Precinct	JAMES BRADLEY (AIP)	Total Votes	ANDREW GEORGE RUMMEL Qualified Write In
0157503			
Vote Center	****	****	****
Vote by Mail	8 26.67%	8	0 0.00%
Remote	0	0	0
Total	8 23.53%	8	0 0.00%
0157506			
Vote Center	****	****	****
Vote by Mail	10 21.74%	10	0 0.00%
Remote	0	0	0
Total	11 22.00%	11	0 0.00%
0231120			
Vote Center	****	****	****
Vote by Mail	7 14.00%	7	0 0.00%
Remote	0	0	0
Total	9 15.00%	9	0 0.00%
0231147			
Vote Center	****	****	****
Vote by Mail	5 12.20%	5	0 0.00%
Remote	0	0	0
Total	5 11.11%	5	0 0.00%
0234104			
Vote Center	0	0	0
Vote by Mail	****	****	****
Remote	0	0	0
Total	****	****	****
0251129			
Vote Center	0	0	0
Vote by Mail	****	****	****
Remote	0	0	0
Total	****	****	****

Precinct	Times Cast	Registered Voters
0251167		
Vote Center	2	40
Vote by Mail	19	40
Remote	0	40
Total	21	40
0251250		
Vote Center	0	0
Vote by Mail	0	0
Remote	0	0
Total	0	0
0254000		
Vote Center	0	0
Vote by Mail	0	0
Remote	0	0
Total	0	0
0254101		
Vote Center	6	100
Vote by Mail	29	100
Remote	0	100
Total	35	100
0254103		
Vote Center	2	69
Vote by Mail	20	69
Remote	0	69
Total	22	69
0254194		
Vote Center	6	100
Vote by Mail	35	100
Remote	0	100
Total	41	100

Precinct	JAMES BRADLEY (AIP)		Total Votes	ANDREW GEORGE RUMMEL Qualified Write In	
0251167					
Vote Center	****	****	****	****	****
Vote by Mail	1	5.26%	1	0	0.00%
Remote	0		0	0	
Total	2	9.52%	2	0	0.00%
0251250					
Vote Center	0		0	0	
Vote by Mail	0		0	0	
Remote	0		0	0	
Total	0		0	0	
0254000					
Vote Center	0		0	0	
Vote by Mail	0		0	0	
Remote	0		0	0	
Total	0		0	0	
0254101					
Vote Center	****	****	****	****	****
Vote by Mail	4	13.79%	4	0	0.00%
Remote	0		0	0	
Total	4	11.43%	4	0	0.00%
0254103					
Vote Center	****	****	****	****	****
Vote by Mail	3	15.00%	3	0	0.00%
Remote	0		0	0	
Total	3	13.64%	3	0	0.00%
0254194					
Vote Center	****	****	****	****	****
Vote by Mail	11	31.43%	11	0	0.00%
Remote	0		0	0	
Total	14	34.15%	14	0	0.00%

Precinct	Times Cast	Registered Voters
0254195		
Vote Center	3	42
Vote by Mail	9	42
Remote	0	42
Total	12	42
0254198		
Vote Center	4	43
Vote by Mail	9	43
Remote	0	43
Total	13	43
0254203		
Vote Center	3	104
Vote by Mail	16	104
Remote	0	104
Total	19	104
0254294		
Vote Center		25
Vote by Mail		25
Remote		25
Total		25
0254297		
Vote Center	2	130
Vote by Mail	38	130
Remote	0	130
Total	40	130
0254301		
Vote Center	4	70
Vote by Mail	13	70
Remote	0	70
Total	17	70

Precinct	JAMES BRADLEY (AIP)	Total Votes	ANDREW GEORGE RUMMEL Qualified Write In
0254195			
Vote Center	****	****	****
Vote by Mail	****	****	****
Remote	0	0	0
Total	3 25.00%	3	0 0.00%
0254198			
Vote Center	****	****	****
Vote by Mail	****	****	****
Remote	0	0	0
Total	1 7.69%	1	0 0.00%
0254203			
Vote Center	****	****	****
Vote by Mail	4 25.00%	4	0 0.00%
Remote	0	0	0
Total	4 21.05%	4	0 0.00%
0254294			
Vote Center	0	0	0
Vote by Mail	****	****	****
Remote	0	0	0
Total	****	****	****
0254297			
Vote Center	****	****	****
Vote by Mail	9 23.68%	9	0 0.00%
Remote	0	0	0
Total	10 25.00%	10	0 0.00%
0254301			
Vote Center	****	****	****
Vote by Mail	1 7.69%	1	0 0.00%
Remote	0	0	0
Total	2 11.76%	2	0 0.00%

Precinct	Times Cast	Registered Voters
0254304		
Vote Center	5	74
Vote by Mail	15	74
Remote	0	74
Total	20	74
0254306		
Vote Center	3	89
Vote by Mail	26	89
Remote	0	89
Total	29	89
0254307		
Vote Center	3	89
Vote by Mail	22	89
Remote	0	89
Total	25	89
0254401		
Vote Center	4	104
Vote by Mail	76	104
Remote	0	104
Total	80	104
0254404		
Vote Center	2	117
Vote by Mail	83	117
Remote	0	117
Total	85	117
0254409		
Vote Center	8	71
Vote by Mail	58	71
Remote	0	71
Total	66	71

Precinct	JAMES BRADLEY (AIP)		Total Votes	ANDREW GEORGE RUMMEL Qualified Write In	
0254304					
Vote Center	****	****	****	****	****
Vote by Mail	5	33.33%	5	0	0.00%
Remote	0		0	0	
Total	6	30.00%	6	0	0.00%
0254306					
Vote Center	****	****	****	****	****
Vote by Mail	6	23.08%	6	0	0.00%
Remote	0		0	0	
Total	7	24.14%	7	0	0.00%
0254307					
Vote Center	****	****	****	****	****
Vote by Mail	4	18.18%	4	0	0.00%
Remote	0		0	0	
Total	4	16.00%	4	0	0.00%
0254401					
Vote Center	****	****	****	****	****
Vote by Mail	6	7.89%	6	0	0.00%
Remote	0		0	0	
Total	6	7.50%	6	0	0.00%
0254404					
Vote Center	****	****	****	****	****
Vote by Mail	11	13.25%	11	0	0.00%
Remote	0		0	0	
Total	13	15.29%	13	0	0.00%
0254409					
Vote Center	****	****	****	****	****
Vote by Mail	12	20.69%	12	0	0.00%
Remote	0		0	0	
Total	12	18.18%	12	0	0.00%

Precinct	Times Cast	Registered Voters
0254495		
Vote Center	4	69
Vote by Mail	46	69
Remote	0	69
Total	50	69
0254497		
Vote Center	0	14
Vote by Mail	12	14
Remote	0	14
Total	12	14
0254498		
Vote Center	0	32
Vote by Mail	16	32
Remote	0	32
Total	16	32
0254501		
Vote Center	2	96
Vote by Mail	25	96
Remote	0	96
Total	27	96
0254503		
Vote Center	3	149
Vote by Mail	74	149
Remote	0	149
Total	77	149
0254504		
Vote Center	5	106
Vote by Mail	38	106
Remote	0	106
Total	43	106

Precinct	JAMES BRADLEY (AIP)		Total Votes	ANDREW GEORGE RUMMEL Qualified Write In	
0254495					
Vote Center	****	****	****	****	****
Vote by Mail	6	13.04%	6	0	0.00%
Remote	0		0	0	
Total	6	12.00%	6	0	0.00%
0254497					
Vote Center	0		0	0	
Vote by Mail	5	41.67%	5	0	0.00%
Remote	0		0	0	
Total	5	41.67%	5	0	0.00%
0254498					
Vote Center	0		0	0	
Vote by Mail	8	50.00%	8	0	0.00%
Remote	0		0	0	
Total	8	50.00%	8	0	0.00%
0254501					
Vote Center	****	****	****	****	****
Vote by Mail	4	16.00%	4	0	0.00%
Remote	0		0	0	
Total	4	14.81%	4	0	0.00%
0254503					
Vote Center	****	****	****	****	****
Vote by Mail	20	27.03%	20	0	0.00%
Remote	0		0	0	
Total	20	25.97%	20	0	0.00%
0254504					
Vote Center	****	****	****	****	****
Vote by Mail	5	13.16%	5	0	0.00%
Remote	0		0	0	
Total	5	11.63%	5	0	0.00%

Precinct	Times Cast	Registered Voters
0254507		
Vote Center	4	96
Vote by Mail	24	96
Remote	0	96
Total	28	96
0254598		
Vote Center		8
Vote by Mail		8
Remote		8
Total		8
0254599		
Vote Center		11
Vote by Mail		11
Remote		11
Total		11
0257501		
Vote Center	2	99
Vote by Mail	30	99
Remote	0	99
Total	32	99
0257511		
Vote Center	4	109
Vote by Mail	52	109
Remote	0	109
Total	56	109
0257513		
Vote Center	3	113
Vote by Mail	42	113
Remote	0	113
Total	45	113

Precinct	JAMES BRADLEY (AIP)		Total Votes	ANDREW GEORGE RUMMEL Qualified Write In	
0254507					
Vote Center	****	****	****	****	****
Vote by Mail	5	20.83%	5	0	0.00%
Remote	0		0	0	
Total	7	25.00%	7	0	0.00%
0254598					
Vote Center	****	****	****	****	****
Vote by Mail	****	****	****	****	****
Remote	0		0	0	
Total	****	****	****	****	****
0254599					
Vote Center	0		0	0	
Vote by Mail	****	****	****	****	****
Remote	0		0	0	
Total	****	****	****	****	****
0257501					
Vote Center	****	****	****	****	****
Vote by Mail	7	23.33%	7	0	0.00%
Remote	0		0	0	
Total	7	21.88%	7	0	0.00%
0257511					
Vote Center	****	****	****	****	****
Vote by Mail	8	15.38%	8	0	0.00%
Remote	0		0	0	
Total	10	17.86%	10	0	0.00%
0257513					
Vote Center	****	****	****	****	****
Vote by Mail	11	26.19%	11	0	0.00%
Remote	0		0	0	
Total	11	24.44%	11	0	0.00%

Precinct	Times Cast	Registered Voters
0257514		
Vote Center	2	59
Vote by Mail	11	59
Remote	0	59
Total	13	59
0257515		
Vote Center	5	122
Vote by Mail	34	122
Remote	0	122
Total	39	122
0257517		
Vote Center	4	105
Vote by Mail	27	105
Remote	0	105
Total	31	105
0257527		
Vote Center	5	96
Vote by Mail	20	96
Remote	0	96
Total	25	96
0257528		
Vote Center	6	137
Vote by Mail	33	137
Remote	0	137
Total	39	137
0257599		
Vote Center	0	0
Vote by Mail	0	0
Remote	0	0
Total	0	0

Precinct	JAMES BRADLEY (AIP)	Total Votes	ANDREW GEORGE RUMMEL Qualified Write In
0257514			
Vote Center	****	****	****
Vote by Mail	1 9.09%	1	0 0.00%
Remote	0	0	0
Total	1 7.69%	1	0 0.00%
0257515			
Vote Center	****	****	****
Vote by Mail	5 14.71%	5	0 0.00%
Remote	0	0	0
Total	7 17.95%	7	0 0.00%
0257517			
Vote Center	****	****	****
Vote by Mail	7 25.93%	7	0 0.00%
Remote	0	0	0
Total	7 22.58%	7	0 0.00%
0257527			
Vote Center	****	****	****
Vote by Mail	6 30.00%	6	0 0.00%
Remote	0	0	0
Total	7 28.00%	7	0 0.00%
0257528			
Vote Center	****	****	****
Vote by Mail	8 24.24%	8	0 0.00%
Remote	0	0	0
Total	8 20.51%	8	0 0.00%
0257599			
Vote Center	0	0	0
Vote by Mail	0	0	0
Remote	0	0	0
Total	0	0	0

Precinct	Times Cast	Registered Voters
0351144		
Vote Center		9
Vote by Mail		9
Remote		9
Total		9
0351219		
Vote Center	4	85
Vote by Mail	39	85
Remote	0	85
Total	43	85
0351286		
Vote Center	0	0
Vote by Mail	0	0
Remote	0	0
Total	0	0
0351320		
Vote Center	5	127
Vote by Mail	36	127
Remote	0	127
Total	41	127
0351416		
Vote Center		4
Vote by Mail		4
Remote		4
Total		4
0355001		
Vote Center	13	136
Vote by Mail	46	136
Remote	0	136
Total	59	136

Precinct	JAMES BRADLEY (AIP)	Total Votes	ANDREW GEORGE RUMMEL Qualified Write In
0351144			
Vote Center	0	0	0
Vote by Mail	****	****	****
Remote	0	0	0
Total	****	****	****
0351219			
Vote Center	****	****	****
Vote by Mail	4 10.26%	4	0 0.00%
Remote	0	0	0
Total	5 11.63%	5	0 0.00%
0351286			
Vote Center	0	0	0
Vote by Mail	0	0	0
Remote	0	0	0
Total	0	0	0
0351320			
Vote Center	****	****	****
Vote by Mail	7 19.44%	7	0 0.00%
Remote	0	0	0
Total	8 19.51%	8	0 0.00%
0351416			
Vote Center	0	0	0
Vote by Mail	****	****	****
Remote	0	0	0
Total	****	****	****
0355001			
Vote Center	0 0.00%	0	0 0.00%
Vote by Mail	10 21.74%	10	0 0.00%
Remote	0	0	0
Total	10 16.95%	10	0 0.00%

Precinct	Times Cast	Registered Voters
0355008		
Vote Center	6	100
Vote by Mail	37	100
Remote	0	100
Total	43	100
0356001		
Vote Center	4	108
Vote by Mail	26	108
Remote	0	108
Total	30	108
0356004		
Vote Center	3	111
Vote by Mail	32	111
Remote	0	111
Total	35	111
0356006		
Vote Center	3	75
Vote by Mail	35	75
Remote	0	75
Total	38	75
0356009		
Vote Center	7	129
Vote by Mail	49	129
Remote	0	129
Total	56	129
0356013		
Vote Center	4	142
Vote by Mail	39	142
Remote	0	142
Total	43	142

Precinct	JAMES BRADLEY (AIP)		Total Votes	ANDREW GEORGE RUMMEL Qualified Write In	
0355008					
Vote Center	****	****	****	****	****
Vote by Mail	0	0.00%	0	0	0.00%
Remote	0		0	0	
Total	3	6.98%	3	0	0.00%
0356001					
Vote Center	****	****	****	****	****
Vote by Mail	4	15.38%	4	0	0.00%
Remote	0		0	0	
Total	6	20.00%	6	0	0.00%
0356004					
Vote Center	****	****	****	****	****
Vote by Mail	7	21.88%	7	0	0.00%
Remote	0		0	0	
Total	7	20.00%	7	0	0.00%
0356006					
Vote Center	****	****	****	****	****
Vote by Mail	7	20.00%	7	0	0.00%
Remote	0		0	0	
Total	8	21.05%	8	0	0.00%
0356009					
Vote Center	****	****	****	****	****
Vote by Mail	10	20.41%	10	0	0.00%
Remote	0		0	0	
Total	12	21.43%	12	0	0.00%
0356013					
Vote Center	****	****	****	****	****
Vote by Mail	10	25.64%	10	0	0.00%
Remote	0		0	0	
Total	10	23.26%	10	0	0.00%

Precinct	Times Cast	Registered Voters
0356015		
Vote Center	7	120
Vote by Mail	41	120
Remote	0	120
Total	48	120
0356017		
Vote Center	5	142
Vote by Mail	48	142
Remote	0	142
Total	53	142
0356018		
Vote Center	7	127
Vote by Mail	36	127
Remote	0	127
Total	43	127
0356019		
Vote Center	4	117
Vote by Mail	36	117
Remote	0	117
Total	40	117
0356021		
Vote Center	5	103
Vote by Mail	23	103
Remote	0	103
Total	28	103
0356029		
Vote Center	0	35
Vote by Mail	14	35
Remote	0	35
Total	14	35

Precinct	JAMES BRADLEY (AIP)		Total Votes	ANDREW GEORGE RUMMEL Qualified Write In	
0356015					
Vote Center	****	****	****	****	****
Vote by Mail	14	34.15%	14	0	0.00%
Remote	0		0	0	
Total	16	33.33%	16	0	0.00%
0356017					
Vote Center	****	****	****	****	****
Vote by Mail	9	18.75%	9	0	0.00%
Remote	0		0	0	
Total	10	18.87%	10	0	0.00%
0356018					
Vote Center	****	****	****	****	****
Vote by Mail	16	44.44%	16	0	0.00%
Remote	0		0	0	
Total	20	46.51%	20	0	0.00%
0356019					
Vote Center	****	****	****	****	****
Vote by Mail	8	22.22%	8	0	0.00%
Remote	0		0	0	
Total	9	22.50%	9	0	0.00%
0356021					
Vote Center	****	****	****	****	****
Vote by Mail	5	21.74%	5	0	0.00%
Remote	0		0	0	
Total	6	21.43%	6	0	0.00%
0356029					
Vote Center	0		0	0	
Vote by Mail	4	28.57%	4	0	0.00%
Remote	0		0	0	
Total	4	28.57%	4	0	0.00%

Precinct	Times Cast	Registered Voters
0356032		
Vote Center	3	36
Vote by Mail	21	36
Remote	0	36
Total	24	36
0356033		
Vote Center	1	37
Vote by Mail	17	37
Remote	0	37
Total	18	37
0356034		
Vote Center	9	128
Vote by Mail	44	128
Remote	0	128
Total	53	128
0356037		
Vote Center	4	91
Vote by Mail	18	91
Remote	0	91
Total	22	91
0356038		
Vote Center	2	113
Vote by Mail	45	113
Remote	0	113
Total	47	113
0356040		
Vote Center	4	108
Vote by Mail	38	108
Remote	0	108
Total	42	108

Precinct	JAMES BRADLEY (AIP)		Total Votes	ANDREW GEORGE RUMMEL Qualified Write In	
0356032					
Vote Center	****	****	****	****	****
Vote by Mail	7	33.33%	7	0	0.00%
Remote	0		0	0	
Total	7	29.17%	7	0	0.00%
0356033					
Vote Center	****	****	****	****	****
Vote by Mail	4	23.53%	4	0	0.00%
Remote	0		0	0	
Total	5	27.78%	5	0	0.00%
0356034					
Vote Center	****	****	****	****	****
Vote by Mail	10	22.73%	10	0	0.00%
Remote	0		0	0	
Total	14	26.42%	14	0	0.00%
0356037					
Vote Center	****	****	****	****	****
Vote by Mail	6	33.33%	6	0	0.00%
Remote	0		0	0	
Total	6	27.27%	6	0	0.00%
0356038					
Vote Center	****	****	****	****	****
Vote by Mail	13	28.89%	13	0	0.00%
Remote	0		0	0	
Total	13	27.66%	13	0	0.00%
0356040					
Vote Center	****	****	****	****	****
Vote by Mail	12	31.58%	12	0	0.00%
Remote	0		0	0	
Total	13	30.95%	13	0	0.00%

Precinct	Times Cast	Registered Voters
0356043		
Vote Center	6	122
Vote by Mail	50	122
Remote	0	122
Total	56	122
0356047		
Vote Center	0	34
Vote by Mail	13	34
Remote	0	34
Total	13	34
0356048		
Vote Center	1	86
Vote by Mail	29	86
Remote	0	86
Total	30	86
0356049		
Vote Center	2	84
Vote by Mail	27	84
Remote	0	84
Total	29	84
0356050		
Vote Center	4	69
Vote by Mail	16	69
Remote	0	69
Total	20	69
0356052		
Vote Center	0	0
Vote by Mail	0	0
Remote	0	0
Total	0	0

Precinct	JAMES BRADLEY (AIP)		Total Votes	ANDREW GEORGE RUMMEL Qualified Write In	
0356043					
Vote Center	****	****	****	****	****
Vote by Mail	7	14.00%	7	0	0.00%
Remote	0		0	0	
Total	8	14.29%	8	0	0.00%
0356047					
Vote Center	0		0	0	
Vote by Mail	4	30.77%	4	0	0.00%
Remote	0		0	0	
Total	4	30.77%	4	0	0.00%
0356048					
Vote Center	****	****	****	****	****
Vote by Mail	4	13.79%	4	0	0.00%
Remote	0		0	0	
Total	4	13.33%	4	0	0.00%
0356049					
Vote Center	****	****	****	****	****
Vote by Mail	9	33.33%	9	0	0.00%
Remote	0		0	0	
Total	10	34.48%	10	0	0.00%
0356050					
Vote Center	****	****	****	****	****
Vote by Mail	5	31.25%	5	0	0.00%
Remote	0		0	0	
Total	6	30.00%	6	0	0.00%
0356052					
Vote Center	0		0	0	
Vote by Mail	0		0	0	
Remote	0		0	0	
Total	0		0	0	

Precinct	Times Cast	Registered Voters
0356058		
Vote Center	0	3
Vote by Mail	0	3
Remote	0	3
Total	0	3
0451110		
Vote Center	3	27
Vote by Mail	9	27
Remote	0	27
Total	12	27
0451114		
Vote Center	0	0
Vote by Mail	0	0
Remote	0	0
Total	0	0
0451116		
Vote Center		21
Vote by Mail		21
Remote		21
Total		21
0451201		
Vote Center	7	118
Vote by Mail	49	118
Remote	0	118
Total	56	118
0451205		
Vote Center	6	114
Vote by Mail	50	114
Remote	0	114
Total	56	114

Precinct	JAMES BRADLEY (AIP)	Total Votes	ANDREW GEORGE RUMMEL	Qualified Write In
0356058				
Vote Center	0	0	0	
Vote by Mail	0	0	0	
Remote	0	0	0	
Total	0	0	0	
0451110				
Vote Center	****	****	****	****
Vote by Mail	****	****	****	****
Remote	0	0	0	
Total	1	1	0	0.00%
0451114				
Vote Center	0	0	0	
Vote by Mail	0	0	0	
Remote	0	0	0	
Total	0	0	0	
0451116				
Vote Center	0	0	0	
Vote by Mail	****	****	****	****
Remote	0	0	0	
Total	****	****	****	****
0451201				
Vote Center	****	****	****	****
Vote by Mail	4	4	0	0.00%
Remote	0	0	0	
Total	4	4	0	0.00%
0451205				
Vote Center	****	****	****	****
Vote by Mail	12	12	0	0.00%
Remote	0	0	0	
Total	12	12	0	0.00%

Precinct	Times Cast	Registered Voters
0451207		
Vote Center	8	93
Vote by Mail	40	93
Remote	0	93
Total	48	93
0451209		
Vote Center	3	91
Vote by Mail	39	91
Remote	0	91
Total	42	91
0451301		
Vote Center	0	0
Vote by Mail	0	0
Remote	0	0
Total	0	0
0451302		
Vote Center	11	108
Vote by Mail	49	108
Remote	0	108
Total	60	108
0451310		
Vote Center	5	121
Vote by Mail	49	121
Remote	0	121
Total	54	121
0451317		
Vote Center	5	99
Vote by Mail	36	99
Remote	0	99
Total	41	99

Precinct	JAMES BRADLEY (AIP)		Total Votes	ANDREW GEORGE RUMMEL Qualified Write In	
0451207					
Vote Center	****	****	****	****	****
Vote by Mail	6	15.00%	6	0	0.00%
Remote	0		0	0	
Total	7	14.58%	7	0	0.00%
0451209					
Vote Center	****	****	****	****	****
Vote by Mail	6	15.38%	6	0	0.00%
Remote	0		0	0	
Total	6	14.29%	6	0	0.00%
0451301					
Vote Center	0		0	0	
Vote by Mail	0		0	0	
Remote	0		0	0	
Total	0		0	0	
0451302					
Vote Center	1	9.09%	1	0	0.00%
Vote by Mail	10	20.41%	10	0	0.00%
Remote	0		0	0	
Total	11	18.33%	11	0	0.00%
0451310					
Vote Center	****	****	****	****	****
Vote by Mail	7	14.29%	7	0	0.00%
Remote	0		0	0	
Total	8	14.81%	8	0	0.00%
0451317					
Vote Center	****	****	****	****	****
Vote by Mail	7	19.44%	7	0	0.00%
Remote	0		0	0	
Total	7	17.07%	7	0	0.00%

Precinct	Times Cast	Registered Voters
0451401		
Vote Center	10	151
Vote by Mail	68	151
Remote	0	151
Total	78	151
0457000		
Vote Center	0	0
Vote by Mail	0	0
Remote	0	0
Total	0	0
0457102		
Vote Center	1	91
Vote by Mail	45	91
Remote	0	91
Total	46	91
0457109		
Vote Center	11	138
Vote by Mail	49	138
Remote	0	138
Total	60	138
0457113		
Vote Center	1	68
Vote by Mail	28	68
Remote	0	68
Total	29	68
0457114		
Vote Center	4	115
Vote by Mail	49	115
Remote	0	115
Total	53	115

Precinct	JAMES BRADLEY (AIP)		Total Votes	ANDREW GEORGE RUMMEL Qualified Write In	
0451401					
Vote Center	****	****	****	****	****
Vote by Mail	11	16.18%	11	0	0.00%
Remote	0		0	0	
Total	15	19.23%	15	0	0.00%
0457000					
Vote Center	0		0	0	
Vote by Mail	0		0	0	
Remote	0		0	0	
Total	0		0	0	
0457102					
Vote Center	****	****	****	****	****
Vote by Mail	8	17.78%	8	0	0.00%
Remote	0		0	0	
Total	8	17.39%	8	0	0.00%
0457109					
Vote Center	1	9.09%	1	0	0.00%
Vote by Mail	9	18.37%	9	0	0.00%
Remote	0		0	0	
Total	10	16.67%	10	0	0.00%
0457113					
Vote Center	****	****	****	****	****
Vote by Mail	8	28.57%	8	0	0.00%
Remote	0		0	0	
Total	8	27.59%	8	0	0.00%
0457114					
Vote Center	****	****	****	****	****
Vote by Mail	13	26.53%	13	0	0.00%
Remote	0		0	0	
Total	15	28.30%	15	0	0.00%

Precinct	Times Cast	Registered Voters
0457117		
Vote Center	1	96
Vote by Mail	54	96
Remote	0	96
Total	55	96
0457119		
Vote Center	2	59
Vote by Mail	9	59
Remote	0	59
Total	11	59
0457122		
Vote Center	3	127
Vote by Mail	46	127
Remote	0	127
Total	49	127
0457187		
Vote Center	3	117
Vote by Mail	32	117
Remote	0	117
Total	35	117
0457189		
Vote Center	3	121
Vote by Mail	37	121
Remote	0	121
Total	40	121
0457192		
Vote Center	4	82
Vote by Mail	36	82
Remote	0	82
Total	40	82

Precinct	JAMES BRADLEY (AIP)		Total Votes	ANDREW GEORGE RUMMEL Qualified Write In	
0457117					
Vote Center	****	****	****	****	****
Vote by Mail	15	27.78%	15	0	0.00%
Remote	0		0	0	
Total	15	27.27%	15	0	0.00%
0457119					
Vote Center	****	****	****	****	****
Vote by Mail	****	****	****	****	****
Remote	0		0	0	
Total	1	9.09%	1	0	0.00%
0457122					
Vote Center	****	****	****	****	****
Vote by Mail	6	13.04%	6	0	0.00%
Remote	0		0	0	
Total	6	12.24%	6	0	0.00%
0457187					
Vote Center	****	****	****	****	****
Vote by Mail	6	18.75%	6	0	0.00%
Remote	0		0	0	
Total	6	17.14%	6	0	0.00%
0457189					
Vote Center	****	****	****	****	****
Vote by Mail	9	24.32%	9	0	0.00%
Remote	0		0	0	
Total	9	22.50%	9	0	0.00%
0457192					
Vote Center	****	****	****	****	****
Vote by Mail	9	25.00%	9	0	0.00%
Remote	0		0	0	
Total	9	22.50%	9	0	0.00%

Precinct	Times Cast	Registered Voters
0457195		
Vote Center		17
Vote by Mail		17
Remote		17
Total		17
0457197		
Vote Center		5
Vote by Mail		5
Remote		5
Total		5
0457203		
Vote Center	3	126
Vote by Mail	42	126
Remote	0	126
Total	45	126
0457211		
Vote Center	0	74
Vote by Mail	25	74
Remote	0	74
Total	25	74
0457313		
Vote Center	1	100
Vote by Mail	26	100
Remote	0	100
Total	27	100
0457315		
Vote Center	12	129
Vote by Mail	35	129
Remote	0	129
Total	47	129

Precinct	JAMES BRADLEY (AIP)	Total Votes	ANDREW GEORGE RUMMEL Qualified Write In
0457195			
Vote Center	****	****	****
Vote by Mail	****	****	****
Remote	0	0	0
Total	****	****	****
0457197			
Vote Center	0	0	0
Vote by Mail	****	****	****
Remote	0	0	0
Total	****	****	****
0457203			
Vote Center	****	****	****
Vote by Mail	8 19.05%	8	0 0.00%
Remote	0	0	0
Total	9 20.00%	9	0 0.00%
0457211			
Vote Center	0	0	0
Vote by Mail	4 16.00%	4	0 0.00%
Remote	0	0	0
Total	4 16.00%	4	0 0.00%
0457313			
Vote Center	****	****	****
Vote by Mail	4 15.38%	4	0 0.00%
Remote	0	0	0
Total	4 14.81%	4	0 0.00%
0457315			
Vote Center	1 8.33%	1	0 0.00%
Vote by Mail	6 17.14%	6	0 0.00%
Remote	0	0	0
Total	7 14.89%	7	0 0.00%

Precinct	Times Cast	Registered Voters
0457399		
Vote Center		22
Vote by Mail		22
Remote		22
Total		22
0511258		
Vote Center	12	165
Vote by Mail	75	165
Remote	0	165
Total	87	165
0511579		
Vote Center	2	110
Vote by Mail	46	110
Remote	0	110
Total	48	110
0511601		
Vote Center	9	104
Vote by Mail	40	104
Remote	0	104
Total	49	104
0511605		
Vote Center	7	136
Vote by Mail	48	136
Remote	0	136
Total	55	136
0511611		
Vote Center	3	111
Vote by Mail	35	111
Remote	0	111
Total	38	111

Precinct	JAMES BRADLEY (AIP)	Total Votes	ANDREW GEORGE RUMMEL	Qualified Write In
0457399				
Vote Center	0	0	0	
Vote by Mail	****	****	****	****
Remote	0	0	0	
Total	****	****	****	****
0511258				
Vote Center	2 16.67%	2	0	0.00%
Vote by Mail	14 18.67%	14	0	0.00%
Remote	0	0	0	
Total	16 18.39%	16	0	0.00%
0511579				
Vote Center	****	****	****	****
Vote by Mail	9 19.57%	9	0	0.00%
Remote	0	0	0	
Total	9 18.75%	9	0	0.00%
0511601				
Vote Center	****	****	****	****
Vote by Mail	4 10.00%	4	0	0.00%
Remote	0	0	0	
Total	4 8.16%	4	0	0.00%
0511605				
Vote Center	****	****	****	****
Vote by Mail	6 12.50%	6	0	0.00%
Remote	0	0	0	
Total	6 10.91%	6	0	0.00%
0511611				
Vote Center	****	****	****	****
Vote by Mail	9 25.71%	9	0	0.00%
Remote	0	0	0	
Total	9 23.68%	9	0	0.00%

Precinct	Times Cast	Registered Voters
0511618		
Vote Center	9	150
Vote by Mail	42	150
Remote	0	150
Total	51	150
0511702		
Vote Center		7
Vote by Mail		7
Remote		7
Total		7
0511926		
Vote Center	10	113
Vote by Mail	31	113
Remote	0	113
Total	41	113
0511951		
Vote Center	7	97
Vote by Mail	23	97
Remote	0	97
Total	30	97
0511956		
Vote Center		28
Vote by Mail		28
Remote		28
Total		28
0511965		
Vote Center	0	28
Vote by Mail	13	28
Remote	0	28
Total	13	28

Precinct	JAMES BRADLEY (AIP)	Total Votes	ANDREW GEORGE RUMMEL Qualified Write In
0511618			
Vote Center	****	****	****
Vote by Mail	9 21.43%	9	0 0.00%
Remote	0	0	0
Total	10 19.61%	10	0 0.00%
0511702			
Vote Center	0	0	0
Vote by Mail	****	****	****
Remote	0	0	0
Total	****	****	****
0511926			
Vote Center	****	****	****
Vote by Mail	2 6.45%	2	0 0.00%
Remote	0	0	0
Total	5 12.20%	5	0 0.00%
0511951			
Vote Center	****	****	****
Vote by Mail	2 8.70%	2	0 0.00%
Remote	0	0	0
Total	4 13.33%	4	0 0.00%
0511956			
Vote Center	0	0	0
Vote by Mail	****	****	****
Remote	0	0	0
Total	****	****	****
0511965			
Vote Center	0	0	0
Vote by Mail	2 15.38%	2	0 0.00%
Remote	0	0	0
Total	2 15.38%	2	0 0.00%

Precinct	Times Cast	Registered Voters
0513001		
Vote Center	0	72
Vote by Mail	23	72
Remote	0	72
Total	23	72
0513002		
Vote Center	0	0
Vote by Mail	0	0
Remote	0	0
Total	0	0
0513003		
Vote Center	0	0
Vote by Mail	0	0
Remote	0	0
Total	0	0
0551241		
Vote Center	0	0
Vote by Mail	0	0
Remote	0	0
Total	0	0
0551251		
Vote Center		5
Vote by Mail		5
Remote		5
Total		5
0551267		
Vote Center	0	0
Vote by Mail	0	0
Remote	0	0
Total	0	0

Precinct	JAMES BRADLEY (AIP)	Total Votes	ANDREW GEORGE RUMMEL	Qualified Write In
0513001				
Vote Center	0	0	0	
Vote by Mail	2 8.70%	2	0	0.00%
Remote	0	0	0	
Total	2 8.70%	2	0	0.00%
0513002				
Vote Center	0	0	0	
Vote by Mail	0	0	0	
Remote	0	0	0	
Total	0	0	0	
0513003				
Vote Center	0	0	0	
Vote by Mail	0	0	0	
Remote	0	0	0	
Total	0	0	0	
0551241				
Vote Center	0	0	0	
Vote by Mail	0	0	0	
Remote	0	0	0	
Total	0	0	0	
0551251				
Vote Center	0	0	0	
Vote by Mail	****	****	****	****
Remote	0	0	0	
Total	****	****	****	****
0551267				
Vote Center	0	0	0	
Vote by Mail	0	0	0	
Remote	0	0	0	
Total	0	0	0	

Precinct	Times Cast	Registered Voters
0551301		
Vote Center	2	107
Vote by Mail	49	107
Remote	0	107
Total	51	107
0551341		
Vote Center	6	160
Vote by Mail	70	160
Remote	0	160
Total	76	160
0551347		
Vote Center	0	0
Vote by Mail	0	0
Remote	0	0
Total	0	0
0551375		
Vote Center		6
Vote by Mail		6
Remote		6
Total		6
0551382		
Vote Center	3	160
Vote by Mail	71	160
Remote	0	160
Total	74	160
0551418		
Vote Center		2
Vote by Mail		2
Remote		2
Total		2

Precinct	JAMES BRADLEY (AIP)		Total Votes	ANDREW GEORGE RUMMEL Qualified Write In	
0551301					
Vote Center	****	****	****	****	****
Vote by Mail	7	14.29%	7	0	0.00%
Remote	0		0	0	
Total	7	13.73%	7	0	0.00%
0551341					
Vote Center	****	****	****	****	****
Vote by Mail	15	21.43%	15	0	0.00%
Remote	0		0	0	
Total	16	21.05%	16	0	0.00%
0551347					
Vote Center	0		0	0	
Vote by Mail	0		0	0	
Remote	0		0	0	
Total	0		0	0	
0551375					
Vote Center	0		0	0	
Vote by Mail	****	****	****	****	****
Remote	0		0	0	
Total	****	****	****	****	****
0551382					
Vote Center	****	****	****	****	****
Vote by Mail	22	30.99%	22	0	0.00%
Remote	0		0	0	
Total	23	31.08%	23	0	0.00%
0551418					
Vote Center	0		0	0	
Vote by Mail	****	****	****	****	****
Remote	0		0	0	
Total	****	****	****	****	****

Precinct	Times Cast	Registered Voters
0551429		
Vote Center		10
Vote by Mail		10
Remote		10
Total		10
0551473		
Vote Center	3	19
Vote by Mail	9	19
Remote	0	19
Total	12	19
0551476		
Vote Center	0	69
Vote by Mail	32	69
Remote	0	69
Total	32	69
0551501		
Vote Center		14
Vote by Mail		14
Remote		14
Total		14
0551503		
Vote Center	0	0
Vote by Mail	0	0
Remote	0	0
Total	0	0
0551504		
Vote Center	5	113
Vote by Mail	47	113
Remote	0	113
Total	52	113

Precinct	JAMES BRADLEY (AIP)	Total Votes	ANDREW GEORGE RUMMEL Qualified Write In
0551429			
Vote Center	****	****	****
Vote by Mail	****	****	****
Remote	0	0	0
Total	****	****	****
0551473			
Vote Center	****	****	****
Vote by Mail	****	****	****
Remote	0	0	0
Total	3 25.00%	3	0 0.00%
0551476			
Vote Center	0	0	0
Vote by Mail	6 18.75%	6	0 0.00%
Remote	0	0	0
Total	6 18.75%	6	0 0.00%
0551501			
Vote Center	****	****	****
Vote by Mail	****	****	****
Remote	0	0	0
Total	****	****	****
0551503			
Vote Center	0	0	0
Vote by Mail	0	0	0
Remote	0	0	0
Total	0	0	0
0551504			
Vote Center	****	****	****
Vote by Mail	9 19.15%	9	0 0.00%
Remote	0	0	0
Total	10 19.23%	10	0 0.00%

Precinct	Times Cast	Registered Voters
0551507		
Vote Center	3	209
Vote by Mail	93	209
Remote	0	209
Total	96	209
0551537		
Vote Center	7	148
Vote by Mail	75	148
Remote	0	148
Total	82	148
0551553		
Vote Center	12	171
Vote by Mail	72	171
Remote	0	171
Total	84	171
0551564		
Vote Center		12
Vote by Mail		12
Remote		12
Total		12
0551574		
Vote Center	3	30
Vote by Mail	11	30
Remote	0	30
Total	14	30
0551585		
Vote Center		12
Vote by Mail		12
Remote		12
Total		12

Precinct	JAMES BRADLEY (AIP)		Total Votes	ANDREW GEORGE RUMMEL Qualified Write In	
0551507					
Vote Center	****	****	****	****	****
Vote by Mail	18	19.35%	18	0	0.00%
Remote	0		0	0	
Total	18	18.75%	18	0	0.00%
0551537					
Vote Center	****	****	****	****	****
Vote by Mail	15	20.00%	15	0	0.00%
Remote	0		0	0	
Total	15	18.29%	15	0	0.00%
0551553					
Vote Center	2	16.67%	2	0	0.00%
Vote by Mail	9	12.50%	9	0	0.00%
Remote	0		0	0	
Total	11	13.10%	11	0	0.00%
0551564					
Vote Center	0		0	0	
Vote by Mail	****	****	****	****	****
Remote	0		0	0	
Total	****	****	****	****	****
0551574					
Vote Center	****	****	****	****	****
Vote by Mail	1	9.09%	1	0	0.00%
Remote	0		0	0	
Total	1	7.14%	1	0	0.00%
0551585					
Vote Center	****	****	****	****	****
Vote by Mail	****	****	****	****	****
Remote	0		0	0	
Total	****	****	****	****	****

Precinct	Times Cast	Registered Voters
0551591		
Vote Center		1
Vote by Mail		1
Remote		1
Total		1
0552001		
Vote Center	4	80
Vote by Mail	44	80
Remote	0	80
Total	48	80
0552003		
Vote Center	6	82
Vote by Mail	33	82
Remote	0	82
Total	39	82
0552005		
Vote Center	3	123
Vote by Mail	49	123
Remote	0	123
Total	52	123
0552012		
Vote Center	5	135
Vote by Mail	50	135
Remote	0	135
Total	55	135
0552019		
Vote Center		31
Vote by Mail		31
Remote		31
Total		31

Precinct	JAMES BRADLEY (AIP)	Total Votes	ANDREW GEORGE RUMMEL Qualified Write In
0551591			
Vote Center	0	0	0
Vote by Mail	****	****	****
Remote	0	0	0
Total	****	****	****
0552001			
Vote Center	****	****	****
Vote by Mail	7 15.91%	7	0 0.00%
Remote	0	0	0
Total	7 14.58%	7	0 0.00%
0552003			
Vote Center	****	****	****
Vote by Mail	7 21.21%	7	0 0.00%
Remote	0	0	0
Total	9 23.08%	9	0 0.00%
0552005			
Vote Center	****	****	****
Vote by Mail	7 14.29%	7	0 0.00%
Remote	0	0	0
Total	8 15.38%	8	0 0.00%
0552012			
Vote Center	****	****	****
Vote by Mail	9 18.00%	9	0 0.00%
Remote	0	0	0
Total	9 16.36%	9	0 0.00%
0552019			
Vote Center	0	0	0
Vote by Mail	****	****	****
Remote	0	0	0
Total	****	****	****

Precinct	Times Cast	Registered Voters
0552020		
Vote Center		13
Vote by Mail		13
Remote		13
Total		13
0552023		
Vote Center	0	0
Vote by Mail	0	0
Remote	0	0
Total	0	0
0552028		
Vote Center		1
Vote by Mail		1
Remote		1
Total		1
Placer County - Total	5,375	13,292
Cumulative		
Cumulative		
Vote Center	0	0
Vote by Mail	0	0
Remote	0	0
Total	0	0
Cumulative - Total	0	0
County - Total	5,375	13,292

Precinct	JAMES BRADLEY (AIP)	Total Votes	ANDREW GEORGE RUMMEL Qualified Write In
0552020			
Vote Center	****	****	****
Vote by Mail	****	****	****
Remote	0	0	0
Total	****	****	****
0552023			
Vote Center	0	0	0
Vote by Mail	0	0	0
Remote	0	0	0
Total	0	0	0
0552028			
Vote Center			
Vote by Mail			
Remote			
Total			
Placer County - Total	1,046 19.46%	1,046	0 0.00%
Cumulative			
Cumulative			
Vote Center	0	0	0
Vote by Mail	0	0	0
Remote	0	0	0
Total	0	0	0
Cumulative - Total	0	0	0
County - Total	1,046 19.46%	1,046	0 0.00%

President GRN (Vote for 1)

GRN **** - Insufficient Turnout to Protect Voter Privacy

Precinct		Times Cast	Registered Voters
County			
Placer County			
0131101			
	Vote Center		5
	Vote by Mail		5
	Remote		5
	Total		5
0151105			
	Vote Center		2
	Vote by Mail		2
	Remote		2
	Total		2
0151107			
	Vote Center		4
	Vote by Mail		4
	Remote		4
	Total		4
0157201			
	Vote Center		8
	Vote by Mail		8
	Remote		8
	Total		8
0157205			
	Vote Center		7
	Vote by Mail		7
	Remote		7
	Total		7

Precinct		JILL STEIN (GRN)		Total Votes	DAVI Qualified Write In
County					
Placer County					
0131101					
	Vote Center				
	Vote by Mail				
	Remote				
	Total				
0151105					
	Vote Center				
	Vote by Mail				
	Remote				
	Total				
0151107					
	Vote Center	0		0	0
	Vote by Mail	****	****	****	****
	Remote	0		0	0
	Total	****	****	****	****
0157201					
	Vote Center	0		0	0
	Vote by Mail	****	****	****	****
	Remote	0		0	0
	Total	****	****	****	****
0157205					
	Vote Center	0		0	0
	Vote by Mail	****	****	****	****
	Remote	0		0	0
	Total	****	****	****	****

Precinct	MATTHEW PRUDEN Qualified Write In	JORGE ZAVALA Qualified Write In		
County				
Placer County				
0131101				
Vote Center	[REDACTED]			
Vote by Mail				
Remote				
Total				
0151105				
Vote Center	[REDACTED]			
Vote by Mail				
Remote				
Total				
0151107				
Vote Center	0		0	
Vote by Mail	****	****	****	****
Remote	0		0	
Total	****	****	****	****
0157201				
Vote Center	0		0	
Vote by Mail	****	****	****	****
Remote	0		0	
Total	****	****	****	****
0157205				
Vote Center	0		0	
Vote by Mail	****	****	****	****
Remote	0		0	
Total	****	****	****	****


Precinct	Times Cast	Registered Voters
0157213		
Vote Center	1	3
Vote by Mail	0	3
Remote	0	3
Total	1	3
0157217		
Vote Center	0	12
Vote by Mail	3	12
Remote	0	12
Total	3	12
0157218		
Vote Center	3	28
Vote by Mail	9	28
Remote	0	28
Total	12	28
0157226		
Vote Center	0	12
Vote by Mail	1	12
Remote	0	12
Total	1	12
0157306		
Vote Center	0	8
Vote by Mail	2	8
Remote	0	8
Total	2	8
0157311		
Vote Center	1	8
Vote by Mail	0	8
Remote	0	8
Total	1	8

Precinct	JILL STEIN (GRN)	Total Votes	DAVI Qualified Write In
0157213			
Vote Center	****	****	****
Vote by Mail	0	0	0
Remote	0	0	0
Total	****	****	****
0157217			
Vote Center	0	0	0
Vote by Mail	****	****	****
Remote	0	0	0
Total	****	****	****
0157218			
Vote Center	****	****	****
Vote by Mail	****	****	****
Remote	0	0	0
Total	4 33.33%	4	0 0.00%
0157226			
Vote Center	0	0	0
Vote by Mail	****	****	****
Remote	0	0	0
Total	****	****	****
0157306			
Vote Center	0	0	0
Vote by Mail	****	****	****
Remote	0	0	0
Total	****	****	****
0157311			
Vote Center	****	****	****
Vote by Mail	0	0	0
Remote	0	0	0
Total	****	****	****

Precinct	MATTHEW PRUDEN Qualified Write In		JORGE ZAVALA Qualified Write In	
0157213				
Vote Center	****	****	****	****
Vote by Mail	0		0	
Remote	0		0	
Total	****	****	****	****
0157217				
Vote Center	0		0	
Vote by Mail	****	****	****	****
Remote	0		0	
Total	****	****	****	****
0157218				
Vote Center	****	****	****	****
Vote by Mail	****	****	****	****
Remote	0		0	
Total	0	0.00%	0	0.00%
0157226				
Vote Center	0		0	
Vote by Mail	****	****	****	****
Remote	0		0	
Total	****	****	****	****
0157306				
Vote Center	0		0	
Vote by Mail	****	****	****	****
Remote	0		0	
Total	****	****	****	****
0157311				
Vote Center	****	****	****	****
Vote by Mail	0		0	
Remote	0		0	
Total	****	****	****	****

Precinct	Times Cast	Registered Voters
0157318		
Vote Center		7
Vote by Mail		7
Remote		7
Total		7
0157396		
Vote Center		7
Vote by Mail		7
Remote		7
Total		7
0157401		
Vote Center		5
Vote by Mail		5
Remote		5
Total		5
0157403		
Vote Center		9
Vote by Mail		9
Remote		9
Total		9
0157405		
Vote Center		5
Vote by Mail		5
Remote		5
Total		5
0157407		
Vote Center		14
Vote by Mail		14
Remote		14
Total		14

Precinct	JILL STEIN (GRN)	Total Votes	DAVI Qualified Write In
0157318			
Vote Center	0	0	0
Vote by Mail	****	****	****
Remote	0	0	0
Total	****	****	****
0157396			
Vote Center	0	0	0
Vote by Mail	****	****	****
Remote	0	0	0
Total	****	****	****
0157401			
Vote Center	0	0	0
Vote by Mail	****	****	****
Remote	0	0	0
Total	****	****	****
0157403			
Vote Center	0	0	0
Vote by Mail	****	****	****
Remote	0	0	0
Total	****	****	****
0157405			
Vote Center			
Vote by Mail			
Remote			
Total			
0157407			
Vote Center	0	0	0
Vote by Mail	****	****	****
Remote	0	0	0
Total	****	****	****

Precinct	MATTHEW PRUDEN Qualified Write In	JORGE ZAVALA Qualified Write In		
0157318				
Vote Center	0	0		
Vote by Mail	****	****	****	****
Remote	0	0		
Total	****	****	****	****
0157396				
Vote Center	0	0		
Vote by Mail	****	****	****	****
Remote	0	0		
Total	****	****	****	****
0157401				
Vote Center	0	0		
Vote by Mail	****	****	****	****
Remote	0	0		
Total	****	****	****	****
0157403				
Vote Center	0	0		
Vote by Mail	****	****	****	****
Remote	0	0		
Total	****	****	****	****
0157405				
Vote Center				
Vote by Mail				
Remote				
Total				
0157407				
Vote Center	0	0		
Vote by Mail	****	****	****	****
Remote	0	0		
Total	****	****	****	****

Precinct	Times Cast	Registered Voters
0157408		
Vote Center	0	0
Vote by Mail	0	0
Remote	0	0
Total	0	0
0157409		
Vote Center		3
Vote by Mail		3
Remote		3
Total		3
0157412		
Vote Center		5
Vote by Mail		5
Remote		5
Total		5
0157414		
Vote Center		11
Vote by Mail		11
Remote		11
Total		11
0157415		
Vote Center		10
Vote by Mail		10
Remote		10
Total		10
0157502		
Vote Center		10
Vote by Mail		10
Remote		10
Total		10

Precinct	JILL STEIN (GRN)	Total Votes	DAVI Qualified Write In
0157408			
Vote Center	0	0	0
Vote by Mail	0	0	0
Remote	0	0	0
Total	0	0	0
0157409			
Vote Center	0	0	0
Vote by Mail	****	****	****
Remote	0	0	0
Total	****	****	****
0157412			
Vote Center	0	0	0
Vote by Mail	****	****	****
Remote	0	0	0
Total	****	****	****
0157414			
Vote Center	0	0	0
Vote by Mail	****	****	****
Remote	0	0	0
Total	****	****	****
0157415			
Vote Center	0	0	0
Vote by Mail	****	****	****
Remote	0	0	0
Total	****	****	****
0157502			
Vote Center	0	0	0
Vote by Mail	****	****	****
Remote	0	0	0
Total	****	****	****

Precinct	MATTHEW PRUDEN Qualified Write In	JORGE ZAVALA Qualified Write In		
0157408				
Vote Center	0	0		
Vote by Mail	0	0		
Remote	0	0		
Total	0	0		
0157409				
Vote Center	0	0		
Vote by Mail	****	****	****	****
Remote	0	0		
Total	****	****	****	****
0157412				
Vote Center	0	0		
Vote by Mail	****	****	****	****
Remote	0	0		
Total	****	****	****	****
0157414				
Vote Center	0	0		
Vote by Mail	****	****	****	****
Remote	0	0		
Total	****	****	****	****
0157415				
Vote Center	0	0		
Vote by Mail	****	****	****	****
Remote	0	0		
Total	****	****	****	****
0157502				
Vote Center	0	0		
Vote by Mail	****	****	****	****
Remote	0	0		
Total	****	****	****	****

Precinct	Times Cast	Registered Voters
0157503		
Vote Center		6
Vote by Mail		6
Remote		6
Total		6
0157506		
Vote Center		10
Vote by Mail		10
Remote		10
Total		10
0231120		
Vote Center		8
Vote by Mail		8
Remote		8
Total		8
0231147		
Vote Center		10
Vote by Mail		10
Remote		10
Total		10
0234104		
Vote Center	0	0
Vote by Mail	0	0
Remote	0	0
Total	0	0
0251129		
Vote Center	0	0
Vote by Mail	0	0
Remote	0	0
Total	0	0

Precinct	JILL STEIN (GRN)	Total Votes	DAVI Qualified Write In
0157503			
Vote Center	0	0	0
Vote by Mail	****	****	****
Remote	0	0	0
Total	****	****	****
0157506			
Vote Center	0	0	0
Vote by Mail	****	****	****
Remote	0	0	0
Total	****	****	****
0231120			
Vote Center	0	0	0
Vote by Mail	****	****	****
Remote	0	0	0
Total	****	****	****
0231147			
Vote Center	0	0	0
Vote by Mail	****	****	****
Remote	0	0	0
Total	****	****	****
0234104			
Vote Center	0	0	0
Vote by Mail	0	0	0
Remote	0	0	0
Total	0	0	0
0251129			
Vote Center	0	0	0
Vote by Mail	0	0	0
Remote	0	0	0
Total	0	0	0

Precinct	MATTHEW PRUDEN Qualified Write In	JORGE ZAVALA Qualified Write In		
0157503				
Vote Center	0	0		
Vote by Mail	****	****	****	****
Remote	0	0		
Total	****	****	****	****
0157506				
Vote Center	0	0		
Vote by Mail	****	****	****	****
Remote	0	0		
Total	****	****	****	****
0231120				
Vote Center	0	0		
Vote by Mail	****	****	****	****
Remote	0	0		
Total	****	****	****	****
0231147				
Vote Center	0	0		
Vote by Mail	****	****	****	****
Remote	0	0		
Total	****	****	****	****
0234104				
Vote Center	0	0		
Vote by Mail	0	0		
Remote	0	0		
Total	0	0		
0251129				
Vote Center	0	0		
Vote by Mail	0	0		
Remote	0	0		
Total	0	0		

Precinct	Times Cast	Registered Voters
0251167		
Vote Center		2
Vote by Mail		2
Remote		2
Total		2
0251250		
Vote Center	0	0
Vote by Mail	0	0
Remote	0	0
Total	0	0
0254000		
Vote Center	0	0
Vote by Mail	0	0
Remote	0	0
Total	0	0
0254101		
Vote Center		6
Vote by Mail		6
Remote		6
Total		6
0254103		
Vote Center		7
Vote by Mail		7
Remote		7
Total		7
0254194		
Vote Center		7
Vote by Mail		7
Remote		7
Total		7

Precinct	JILL STEIN (GRN)	Total Votes	DAVI Qualified Write In
0251167			
Vote Center			
Vote by Mail			
Remote			
Total			
0251250			
Vote Center	0	0	0
Vote by Mail	0	0	0
Remote	0	0	0
Total	0	0	0
0254000			
Vote Center	0	0	0
Vote by Mail	0	0	0
Remote	0	0	0
Total	0	0	0
0254101			
Vote Center	0	0	0
Vote by Mail	****	****	****
Remote	0	0	0
Total	****	****	****
0254103			
Vote Center	0	0	0
Vote by Mail	****	****	****
Remote	0	0	0
Total	****	****	****
0254194			
Vote Center			
Vote by Mail			
Remote			
Total			

Precinct	MATTHEW PRUDEN Qualified Write In	JORGE ZAVALA Qualified Write In		
0251167				
Vote Center	[REDACTED]			
Vote by Mail				
Remote				
Total				
0251250				
Vote Center	0		0	
Vote by Mail	0		0	
Remote	0		0	
Total	0		0	
0254000				
Vote Center	0		0	
Vote by Mail	0		0	
Remote	0		0	
Total	0		0	
0254101				
Vote Center	0		0	
Vote by Mail	****	****	****	****
Remote	0		0	
Total	****	****	****	****
0254103				
Vote Center	0		0	
Vote by Mail	****	****	****	****
Remote	0		0	
Total	****	****	****	****
0254194				
Vote Center	[REDACTED]			
Vote by Mail				
Remote				
Total				

Precinct	Times Cast	Registered Voters
0254195		
Vote Center		2
Vote by Mail		2
Remote		2
Total		2
0254198		
Vote Center		3
Vote by Mail		3
Remote		3
Total		3
0254203		
Vote Center		14
Vote by Mail		14
Remote		14
Total		14
0254294		
Vote Center		1
Vote by Mail		1
Remote		1
Total		1
0254297		
Vote Center		16
Vote by Mail		16
Remote		16
Total		16
0254301		
Vote Center		3
Vote by Mail		3
Remote		3
Total		3

Precinct	JILL STEIN (GRN)	Total Votes	DAVI Qualified Write In
0254195			
Vote Center			
Vote by Mail			
Remote			
Total			
0254198			
Vote Center			
Vote by Mail			
Remote			
Total			
0254203			
Vote Center	0	0	0
Vote by Mail	****	****	****
Remote	0	0	0
Total	****	****	****
0254294			
Vote Center			
Vote by Mail			
Remote			
Total			
0254297			
Vote Center	****	****	****
Vote by Mail	****	****	****
Remote	0	0	0
Total	****	****	****
0254301			
Vote Center			
Vote by Mail			
Remote			
Total			

Precinct	MATTHEW PRUDEN Qualified Write In	JORGE ZAVALA Qualified Write In		
0254195				
Vote Center	[REDACTED]			
Vote by Mail				
Remote				
Total				
0254198				
Vote Center	[REDACTED]			
Vote by Mail				
Remote				
Total				
0254203				
Vote Center	0		0	
Vote by Mail	****	****	****	****
Remote	0		0	
Total	****	****	****	****
0254294				
Vote Center	[REDACTED]			
Vote by Mail				
Remote				
Total				
0254297				
Vote Center	****	****	****	****
Vote by Mail	****	****	****	****
Remote	0		0	
Total	****	****	****	****
0254301				
Vote Center	[REDACTED]			
Vote by Mail				
Remote				
Total				

Precinct	Times Cast	Registered Voters
0254304		
Vote Center		9
Vote by Mail		9
Remote		9
Total		9
0254306		
Vote Center		4
Vote by Mail		4
Remote		4
Total		4
0254307		
Vote Center		2
Vote by Mail		2
Remote		2
Total		2
0254401		
Vote Center		3
Vote by Mail		3
Remote		3
Total		3
0254404		
Vote Center		4
Vote by Mail		4
Remote		4
Total		4
0254409		
Vote Center		1
Vote by Mail		1
Remote		1
Total		1

Precinct	JILL STEIN (GRN)	Total Votes	DAVI Qualified Write In
0254304			
Vote Center	0	0	0
Vote by Mail	****	****	****
Remote	0	0	0
Total	****	****	****
0254306			
Vote Center	****	****	****
Vote by Mail	0	0	0
Remote	0	0	0
Total	****	****	****
0254307			
Vote Center	0	0	0
Vote by Mail	****	****	****
Remote	0	0	0
Total	****	****	****
0254401			
Vote Center	0	0	0
Vote by Mail	****	****	****
Remote	0	0	0
Total	****	****	****
0254404			
Vote Center	0	0	0
Vote by Mail	****	****	****
Remote	0	0	0
Total	****	****	****
0254409			
Vote Center			
Vote by Mail			
Remote			
Total			

Precinct	MATTHEW PRUDEN Qualified Write In	JORGE ZAVALA Qualified Write In		
0254304				
Vote Center	0	0		
Vote by Mail	****	****	****	****
Remote	0	0		
Total	****	****	****	****
0254306				
Vote Center	****	****	****	****
Vote by Mail	0	0		
Remote	0	0		
Total	****	****	****	****
0254307				
Vote Center	0	0		
Vote by Mail	****	****	****	****
Remote	0	0		
Total	****	****	****	****
0254401				
Vote Center	0	0		
Vote by Mail	****	****	****	****
Remote	0	0		
Total	****	****	****	****
0254404				
Vote Center	0	0		
Vote by Mail	****	****	****	****
Remote	0	0		
Total	****	****	****	****
0254409				
Vote Center				
Vote by Mail				
Remote				
Total				


Precinct	Times Cast	Registered Voters
0254495		
Vote Center	0	0
Vote by Mail	0	0
Remote	0	0
Total	0	0
0254497		
Vote Center	0	0
Vote by Mail	0	0
Remote	0	0
Total	0	0
0254498		
Vote Center	0	0
Vote by Mail	0	0
Remote	0	0
Total	0	0
0254501		
Vote Center		3
Vote by Mail		3
Remote		3
Total		3
0254503		
Vote Center		6
Vote by Mail		6
Remote		6
Total		6
0254504		
Vote Center		11
Vote by Mail		11
Remote		11
Total		11

Precinct	JILL STEIN (GRN)	Total Votes	DAVI Qualified Write In
0254495			
Vote Center	0	0	0
Vote by Mail	0	0	0
Remote	0	0	0
Total	0	0	0
0254497			
Vote Center	0	0	0
Vote by Mail	0	0	0
Remote	0	0	0
Total	0	0	0
0254498			
Vote Center	0	0	0
Vote by Mail	0	0	0
Remote	0	0	0
Total	0	0	0
0254501			
Vote Center	0	0	0
Vote by Mail	****	****	****
Remote	0	0	0
Total	****	****	****
0254503			
Vote Center	0	0	0
Vote by Mail	****	****	****
Remote	0	0	0
Total	****	****	****
0254504			
Vote Center	0	0	0
Vote by Mail	****	****	****
Remote	0	0	0
Total	****	****	****

Precinct	MATTHEW PRUDEN Qualified Write In	JORGE ZAVALA Qualified Write In		
0254495				
Vote Center	0	0		
Vote by Mail	0	0		
Remote	0	0		
Total	0	0		
0254497				
Vote Center	0	0		
Vote by Mail	0	0		
Remote	0	0		
Total	0	0		
0254498				
Vote Center	0	0		
Vote by Mail	0	0		
Remote	0	0		
Total	0	0		
0254501				
Vote Center	0	0		
Vote by Mail	****	****	****	****
Remote	0	0		
Total	****	****	****	****
0254503				
Vote Center	0	0		
Vote by Mail	****	****	****	****
Remote	0	0		
Total	****	****	****	****
0254504				
Vote Center	0	0		
Vote by Mail	****	****	****	****
Remote	0	0		
Total	****	****	****	****


Precinct	Times Cast	Registered Voters
0254507		
Vote Center		5
Vote by Mail		5
Remote		5
Total		5
0254598		
Vote Center	0	0
Vote by Mail	0	0
Remote	0	0
Total	0	0
0254599		
Vote Center		1
Vote by Mail		1
Remote		1
Total		1
0257501		
Vote Center		12
Vote by Mail		12
Remote		12
Total		12
0257511		
Vote Center		9
Vote by Mail		9
Remote		9
Total		9
0257513		
Vote Center		3
Vote by Mail		3
Remote		3
Total		3

Precinct	JILL STEIN (GRN)	Total Votes	DAVI Qualified Write In
0254507			
Vote Center	0	0	0
Vote by Mail	****	****	****
Remote	0	0	0
Total	****	****	****
0254598			
Vote Center	0	0	0
Vote by Mail	0	0	0
Remote	0	0	0
Total	0	0	0
0254599			
Vote Center			
Vote by Mail			
Remote			
Total			
0257501			
Vote Center	****	****	****
Vote by Mail	****	****	****
Remote	0	0	0
Total	****	****	****
0257511			
Vote Center	0	0	0
Vote by Mail	****	****	****
Remote	0	0	0
Total	****	****	****
0257513			
Vote Center	0	0	0
Vote by Mail	****	****	****
Remote	0	0	0
Total	****	****	****

Precinct	MATTHEW PRUDEN Qualified Write In	JORGE ZAVALA Qualified Write In		
0254507				
Vote Center	0	0		
Vote by Mail	****	****	****	****
Remote	0	0		
Total	****	****	****	****
0254598				
Vote Center	0	0		
Vote by Mail	0	0		
Remote	0	0		
Total	0	0		
0254599				
Vote Center				
Vote by Mail				
Remote				
Total				
0257501				
Vote Center	****	****	****	****
Vote by Mail	****	****	****	****
Remote	0	0		
Total	****	****	****	****
0257511				
Vote Center	0	0		
Vote by Mail	****	****	****	****
Remote	0	0		
Total	****	****	****	****
0257513				
Vote Center	0	0		
Vote by Mail	****	****	****	****
Remote	0	0		
Total	****	****	****	****

Precinct	Times Cast	Registered Voters
0257514		
Vote Center		5
Vote by Mail		5
Remote		5
Total		5
0257515		
Vote Center		9
Vote by Mail		9
Remote		9
Total		9
0257517		
Vote Center		6
Vote by Mail		6
Remote		6
Total		6
0257527		
Vote Center		7
Vote by Mail		7
Remote		7
Total		7
0257528		
Vote Center		12
Vote by Mail		12
Remote		12
Total		12
0257599		
Vote Center	0	0
Vote by Mail	0	0
Remote	0	0
Total	0	0

Precinct	JILL STEIN (GRN)	Total Votes	DAVI Qualified Write In
0257514			
Vote Center	0	0	0
Vote by Mail	****	****	****
Remote	0	0	0
Total	****	****	****
0257515			
Vote Center	0	0	0
Vote by Mail	****	****	****
Remote	0	0	0
Total	****	****	****
0257517			
Vote Center	****	****	****
Vote by Mail	****	****	****
Remote	0	0	0
Total	****	****	****
0257527			
Vote Center	0	0	0
Vote by Mail	****	****	****
Remote	0	0	0
Total	****	****	****
0257528			
Vote Center			
Vote by Mail			
Remote			
Total			
0257599			
Vote Center	0	0	0
Vote by Mail	0	0	0
Remote	0	0	0
Total	0	0	0

Precinct	MATTHEW PRUDEN Qualified Write In	JORGE ZAVALA Qualified Write In		
0257514				
Vote Center	0	0		
Vote by Mail	****	****	****	****
Remote	0	0		
Total	****	****	****	****
0257515				
Vote Center	0	0		
Vote by Mail	****	****	****	****
Remote	0	0		
Total	****	****	****	****
0257517				
Vote Center	****	****	****	****
Vote by Mail	****	****	****	****
Remote	0	0		
Total	****	****	****	****
0257527				
Vote Center	0	0		
Vote by Mail	****	****	****	****
Remote	0	0		
Total	****	****	****	****
0257528				
Vote Center				
Vote by Mail				
Remote				
Total				
0257599				
Vote Center	0	0		
Vote by Mail	0	0		
Remote	0	0		
Total	0	0		

Precinct	Times Cast	Registered Voters
0351144		
Vote Center	0	0
Vote by Mail	0	0
Remote	0	0
Total	0	0
0351219		
Vote Center		6
Vote by Mail		6
Remote		6
Total		6
0351286		
Vote Center	0	0
Vote by Mail	0	0
Remote	0	0
Total	0	0
0351320		
Vote Center		11
Vote by Mail		11
Remote		11
Total		11
0351416		
Vote Center		1
Vote by Mail		1
Remote		1
Total		1
0355001		
Vote Center		9
Vote by Mail		9
Remote		9
Total		9

Precinct	JILL STEIN (GRN)	Total Votes	DAVI Qualified Write In
0351144			
Vote Center	0	0	0
Vote by Mail	0	0	0
Remote	0	0	0
Total	0	0	0
0351219			
Vote Center	0	0	0
Vote by Mail	****	****	****
Remote	0	0	0
Total	****	****	****
0351286			
Vote Center	0	0	0
Vote by Mail	0	0	0
Remote	0	0	0
Total	0	0	0
0351320			
Vote Center	0	0	0
Vote by Mail	****	****	****
Remote	0	0	0
Total	****	****	****
0351416			
Vote Center	0	0	0
Vote by Mail	****	****	****
Remote	0	0	0
Total	****	****	****
0355001			
Vote Center	0	0	0
Vote by Mail	****	****	****
Remote	0	0	0
Total	****	****	****

Precinct	MATTHEW PRUDEN Qualified Write In	JORGE ZAVALA Qualified Write In		
0351144				
Vote Center	0	0		
Vote by Mail	0	0		
Remote	0	0		
Total	0	0		
0351219				
Vote Center	0	0		
Vote by Mail	****	****	****	****
Remote	0	0		
Total	****	****	****	****
0351286				
Vote Center	0	0		
Vote by Mail	0	0		
Remote	0	0		
Total	0	0		
0351320				
Vote Center	0	0		
Vote by Mail	****	****	****	****
Remote	0	0		
Total	****	****	****	****
0351416				
Vote Center	0	0		
Vote by Mail	****	****	****	****
Remote	0	0		
Total	****	****	****	****
0355001				
Vote Center	0	0		
Vote by Mail	****	****	****	****
Remote	0	0		
Total	****	****	****	****

Precinct	Times Cast	Registered Voters
0355008		
Vote Center		6
Vote by Mail		6
Remote		6
Total		6
0356001		
Vote Center		6
Vote by Mail		6
Remote		6
Total		6
0356004		
Vote Center		6
Vote by Mail		6
Remote		6
Total		6
0356006		
Vote Center		6
Vote by Mail		6
Remote		6
Total		6
0356009		
Vote Center		5
Vote by Mail		5
Remote		5
Total		5
0356013		
Vote Center		9
Vote by Mail		9
Remote		9
Total		9

Precinct	JILL STEIN (GRN)	Total Votes	DAVI Qualified Write In
0355008			
Vote Center	0	0	0
Vote by Mail	****	****	****
Remote	0	0	0
Total	****	****	****
0356001			
Vote Center	0	0	0
Vote by Mail	****	****	****
Remote	0	0	0
Total	****	****	****
0356004			
Vote Center	0	0	0
Vote by Mail	****	****	****
Remote	0	0	0
Total	****	****	****
0356006			
Vote Center	0	0	0
Vote by Mail	****	****	****
Remote	0	0	0
Total	****	****	****
0356009			
Vote Center	****	****	****
Vote by Mail	****	****	****
Remote	0	0	0
Total	****	****	****
0356013			
Vote Center	0	0	0
Vote by Mail	****	****	****
Remote	0	0	0
Total	****	****	****

Precinct	MATTHEW PRUDEN Qualified Write In	JORGE ZAVALA Qualified Write In		
0355008				
Vote Center	0	0		
Vote by Mail	****	****	****	****
Remote	0	0		
Total	****	****	****	****
0356001				
Vote Center	0	0		
Vote by Mail	****	****	****	****
Remote	0	0		
Total	****	****	****	****
0356004				
Vote Center	0	0		
Vote by Mail	****	****	****	****
Remote	0	0		
Total	****	****	****	****
0356006				
Vote Center	0	0		
Vote by Mail	****	****	****	****
Remote	0	0		
Total	****	****	****	****
0356009				
Vote Center	****	****	****	****
Vote by Mail	****	****	****	****
Remote	0	0		
Total	****	****	****	****
0356013				
Vote Center	0	0		
Vote by Mail	****	****	****	****
Remote	0	0		
Total	****	****	****	****

Precinct	Times Cast	Registered Voters
0356015		
Vote Center		5
Vote by Mail		5
Remote		5
Total		5
0356017		
Vote Center		9
Vote by Mail		9
Remote		9
Total		9
0356018		
Vote Center		9
Vote by Mail		9
Remote		9
Total		9
0356019		
Vote Center		7
Vote by Mail		7
Remote		7
Total		7
0356021		
Vote Center		7
Vote by Mail		7
Remote		7
Total		7
0356029		
Vote Center		2
Vote by Mail		2
Remote		2
Total		2

Precinct	JILL STEIN (GRN)	Total Votes	DAVI Qualified Write In
0356015			
Vote Center	0	0	0
Vote by Mail	****	****	****
Remote	0	0	0
Total	****	****	****
0356017			
Vote Center	0	0	0
Vote by Mail	****	****	****
Remote	0	0	0
Total	****	****	****
0356018			
Vote Center	0	0	0
Vote by Mail	****	****	****
Remote	0	0	0
Total	****	****	****
0356019			
Vote Center	****	****	****
Vote by Mail	****	****	****
Remote	0	0	0
Total	****	****	****
0356021			
Vote Center	0	0	0
Vote by Mail	****	****	****
Remote	0	0	0
Total	****	****	****
0356029			
Vote Center	0	0	0
Vote by Mail	****	****	****
Remote	0	0	0
Total	****	****	****

Precinct	MATTHEW PRUDEN Qualified Write In	JORGE ZAVALA Qualified Write In		
0356015				
Vote Center	0	0		
Vote by Mail	****	****	****	****
Remote	0	0		
Total	****	****	****	****
0356017				
Vote Center	0	0		
Vote by Mail	****	****	****	****
Remote	0	0		
Total	****	****	****	****
0356018				
Vote Center	0	0		
Vote by Mail	****	****	****	****
Remote	0	0		
Total	****	****	****	****
0356019				
Vote Center	****	****	****	****
Vote by Mail	****	****	****	****
Remote	0	0		
Total	****	****	****	****
0356021				
Vote Center	0	0		
Vote by Mail	****	****	****	****
Remote	0	0		
Total	****	****	****	****
0356029				
Vote Center	0	0		
Vote by Mail	****	****	****	****
Remote	0	0		
Total	****	****	****	****


Precinct	Times Cast	Registered Voters
0356032		
Vote Center		6
Vote by Mail		6
Remote		6
Total		6
0356033		
Vote Center		3
Vote by Mail		3
Remote		3
Total		3
0356034		
Vote Center		8
Vote by Mail		8
Remote		8
Total		8
0356037		
Vote Center		8
Vote by Mail		8
Remote		8
Total		8
0356038		
Vote Center		10
Vote by Mail		10
Remote		10
Total		10
0356040		
Vote Center		16
Vote by Mail		16
Remote		16
Total		16

Precinct	JILL STEIN (GRN)	Total Votes	DAVI Qualified Write In
0356032			
Vote Center	0	0	0
Vote by Mail	****	****	****
Remote	0	0	0
Total	****	****	****
0356033			
Vote Center	0	0	0
Vote by Mail	****	****	****
Remote	0	0	0
Total	****	****	****
0356034			
Vote Center			
Vote by Mail			
Remote			
Total			
0356037			
Vote Center	0	0	0
Vote by Mail	****	****	****
Remote	0	0	0
Total	****	****	****
0356038			
Vote Center	0	0	0
Vote by Mail	****	****	****
Remote	0	0	0
Total	****	****	****
0356040			
Vote Center	****	****	****
Vote by Mail	****	****	****
Remote	0	0	0
Total	****	****	****

Precinct	MATTHEW PRUDEN Qualified Write In	JORGE ZAVALA Qualified Write In		
0356032				
Vote Center	0	0		
Vote by Mail	****	****	****	****
Remote	0	0		
Total	****	****	****	****
0356033				
Vote Center	0	0		
Vote by Mail	****	****	****	****
Remote	0	0		
Total	****	****	****	****
0356034				
Vote Center				
Vote by Mail				
Remote				
Total				
0356037				
Vote Center	0	0		
Vote by Mail	****	****	****	****
Remote	0	0		
Total	****	****	****	****
0356038				
Vote Center	0	0		
Vote by Mail	****	****	****	****
Remote	0	0		
Total	****	****	****	****
0356040				
Vote Center	****	****	****	****
Vote by Mail	****	****	****	****
Remote	0	0		
Total	****	****	****	****

Precinct	Times Cast	Registered Voters
0356043		
Vote Center		16
Vote by Mail		16
Remote		16
Total		16
0356047		
Vote Center		5
Vote by Mail		5
Remote		5
Total		5
0356048		
Vote Center		7
Vote by Mail		7
Remote		7
Total		7
0356049		
Vote Center		5
Vote by Mail		5
Remote		5
Total		5
0356050		
Vote Center		5
Vote by Mail		5
Remote		5
Total		5
0356052		
Vote Center	0	0
Vote by Mail	0	0
Remote	0	0
Total	0	0

Precinct	JILL STEIN (GRN)	Total Votes	DAVI Qualified Write In
0356043			
Vote Center	0	0	0
Vote by Mail	****	****	****
Remote	0	0	0
Total	****	****	****
0356047			
Vote Center	0	0	0
Vote by Mail	****	****	****
Remote	0	0	0
Total	****	****	****
0356048			
Vote Center	0	0	0
Vote by Mail	****	****	****
Remote	0	0	0
Total	****	****	****
0356049			
Vote Center			
Vote by Mail			
Remote			
Total			
0356050			
Vote Center	0	0	0
Vote by Mail	****	****	****
Remote	0	0	0
Total	****	****	****
0356052			
Vote Center	0	0	0
Vote by Mail	0	0	0
Remote	0	0	0
Total	0	0	0

Precinct	MATTHEW PRUDEN Qualified Write In	JORGE ZAVALA Qualified Write In		
0356043				
Vote Center	0	0		
Vote by Mail	****	****	****	****
Remote	0	0		
Total	****	****	****	****
0356047				
Vote Center	0	0		
Vote by Mail	****	****	****	****
Remote	0	0		
Total	****	****	****	****
0356048				
Vote Center	0	0		
Vote by Mail	****	****	****	****
Remote	0	0		
Total	****	****	****	****
0356049				
Vote Center				
Vote by Mail				
Remote				
Total				
0356050				
Vote Center	0	0		
Vote by Mail	****	****	****	****
Remote	0	0		
Total	****	****	****	****
0356052				
Vote Center	0	0		
Vote by Mail	0	0		
Remote	0	0		
Total	0	0		

Precinct	Times Cast	Registered Voters
0356058		
Vote Center	0	0
Vote by Mail	0	0
Remote	0	0
Total	0	0
0451110		
Vote Center		1
Vote by Mail		1
Remote		1
Total		1
0451114		
Vote Center	0	0
Vote by Mail	0	0
Remote	0	0
Total	0	0
0451116		
Vote Center		1
Vote by Mail		1
Remote		1
Total		1
0451201		
Vote Center		9
Vote by Mail		9
Remote		9
Total		9
0451205		
Vote Center		8
Vote by Mail		8
Remote		8
Total		8

Precinct	JILL STEIN (GRN)	Total Votes	DAVI Qualified Write In
0356058			
Vote Center	0	0	0
Vote by Mail	0	0	0
Remote	0	0	0
Total	0	0	0
0451110			
Vote Center			
Vote by Mail			
Remote			
Total			
0451114			
Vote Center	0	0	0
Vote by Mail	0	0	0
Remote	0	0	0
Total	0	0	0
0451116			
Vote Center			
Vote by Mail			
Remote			
Total			
0451201			
Vote Center	0	0	0
Vote by Mail	****	****	****
Remote	0	0	0
Total	****	****	****
0451205			
Vote Center	0	0	0
Vote by Mail	****	****	****
Remote	0	0	0
Total	****	****	****

Precinct	MATTHEW PRUDEN Qualified Write In	JORGE ZAVALA Qualified Write In		
0356058				
Vote Center	0	0		
Vote by Mail	0	0		
Remote	0	0		
Total	0	0		
0451110				
Vote Center	[REDACTED]			
Vote by Mail				
Remote				
Total				
0451114				
Vote Center	0	0		
Vote by Mail	0	0		
Remote	0	0		
Total	0	0		
0451116				
Vote Center	[REDACTED]			
Vote by Mail				
Remote				
Total				
0451201				
Vote Center	0	0		
Vote by Mail	****	****	****	****
Remote	0	0		
Total	****	****	****	****
0451205				
Vote Center	0	0		
Vote by Mail	****	****	****	****
Remote	0	0		
Total	****	****	****	****

Precinct	Times Cast	Registered Voters
0451207		
Vote Center		6
Vote by Mail		6
Remote		6
Total		6
0451209		
Vote Center		13
Vote by Mail		13
Remote		13
Total		13
0451301		
Vote Center	0	0
Vote by Mail	0	0
Remote	0	0
Total	0	0
0451302		
Vote Center		10
Vote by Mail		10
Remote		10
Total		10
0451310		
Vote Center		14
Vote by Mail		14
Remote		14
Total		14
0451317		
Vote Center		6
Vote by Mail		6
Remote		6
Total		6

Precinct	JILL STEIN (GRN)	Total Votes	DAVI Qualified Write In
0451207			
Vote Center	****	****	****
Vote by Mail	****	****	****
Remote	0	0	0
Total	****	****	****
0451209			
Vote Center	****	****	****
Vote by Mail	****	****	****
Remote	0	0	0
Total	****	****	****
0451301			
Vote Center	0	0	0
Vote by Mail	0	0	0
Remote	0	0	0
Total	0	0	0
0451302			
Vote Center	****	****	****
Vote by Mail	****	****	****
Remote	0	0	0
Total	****	****	****
0451310			
Vote Center	0	0	0
Vote by Mail	****	****	****
Remote	0	0	0
Total	****	****	****
0451317			
Vote Center	0	0	0
Vote by Mail	****	****	****
Remote	0	0	0
Total	****	****	****

Precinct	MATTHEW PRUDEN Qualified Write In	JORGE ZAVALA Qualified Write In		
0451207				
Vote Center	****	****	****	****
Vote by Mail	****	****	****	****
Remote	0		0	
Total	****	****	****	****
0451209				
Vote Center	****	****	****	****
Vote by Mail	****	****	****	****
Remote	0		0	
Total	****	****	****	****
0451301				
Vote Center	0		0	
Vote by Mail	0		0	
Remote	0		0	
Total	0		0	
0451302				
Vote Center	****	****	****	****
Vote by Mail	****	****	****	****
Remote	0		0	
Total	****	****	****	****
0451310				
Vote Center	0		0	
Vote by Mail	****	****	****	****
Remote	0		0	
Total	****	****	****	****
0451317				
Vote Center	0		0	
Vote by Mail	****	****	****	****
Remote	0		0	
Total	****	****	****	****

Precinct	Times Cast	Registered Voters
0451401		
Vote Center		10
Vote by Mail		10
Remote		10
Total		10
0457000		
Vote Center	0	0
Vote by Mail	0	0
Remote	0	0
Total	0	0
0457102		
Vote Center		5
Vote by Mail		5
Remote		5
Total		5
0457109		
Vote Center		9
Vote by Mail		9
Remote		9
Total		9
0457113		
Vote Center		8
Vote by Mail		8
Remote		8
Total		8
0457114		
Vote Center		1
Vote by Mail		1
Remote		1
Total		1

Precinct	JILL STEIN (GRN)	Total Votes	DAVI Qualified Write In
0451401			
Vote Center			
Vote by Mail			
Remote			
Total			
0457000			
Vote Center	0	0	0
Vote by Mail	0	0	0
Remote	0	0	0
Total	0	0	0
0457102			
Vote Center	0	0	0
Vote by Mail	****	****	****
Remote	0	0	0
Total	****	****	****
0457109			
Vote Center	****	****	****
Vote by Mail	****	****	****
Remote	0	0	0
Total	****	****	****
0457113			
Vote Center	****	****	****
Vote by Mail	0	0	0
Remote	0	0	0
Total	****	****	****
0457114			
Vote Center	0	0	0
Vote by Mail	****	****	****
Remote	0	0	0
Total	****	****	****

Precinct	MATTHEW PRUDEN Qualified Write In	JORGE ZAVALA Qualified Write In		
0451401				
Vote Center				
Vote by Mail				
Remote				
Total				
0457000				
Vote Center	0	0		
Vote by Mail	0	0		
Remote	0	0		
Total	0	0		
0457102				
Vote Center	0	0		
Vote by Mail	****	****	****	****
Remote	0	0		
Total	****	****	****	****
0457109				
Vote Center	****	****	****	****
Vote by Mail	****	****	****	****
Remote	0	0		
Total	****	****	****	****
0457113				
Vote Center	****	****	****	****
Vote by Mail	0	0		
Remote	0	0		
Total	****	****	****	****
0457114				
Vote Center	0	0		
Vote by Mail	****	****	****	****
Remote	0	0		
Total	****	****	****	****


Precinct	Times Cast	Registered Voters
0457117		
Vote Center		3
Vote by Mail		3
Remote		3
Total		3
0457119		
Vote Center		3
Vote by Mail		3
Remote		3
Total		3
0457122		
Vote Center		12
Vote by Mail		12
Remote		12
Total		12
0457187		
Vote Center		8
Vote by Mail		8
Remote		8
Total		8
0457189		
Vote Center		14
Vote by Mail		14
Remote		14
Total		14
0457192		
Vote Center		7
Vote by Mail		7
Remote		7
Total		7

Precinct	JILL STEIN (GRN)	Total Votes	DAVI Qualified Write In
0457117			
Vote Center	0	0	0
Vote by Mail	****	****	****
Remote	0	0	0
Total	****	****	****
0457119			
Vote Center			
Vote by Mail			
Remote			
Total			
0457122			
Vote Center	0	0	0
Vote by Mail	****	****	****
Remote	0	0	0
Total	****	****	****
0457187			
Vote Center	0	0	0
Vote by Mail	****	****	****
Remote	0	0	0
Total	****	****	****
0457189			
Vote Center	****	****	****
Vote by Mail	****	****	****
Remote	0	0	0
Total	****	****	****
0457192			
Vote Center	0	0	0
Vote by Mail	****	****	****
Remote	0	0	0
Total	****	****	****

Precinct	MATTHEW PRUDEN Qualified Write In	JORGE ZAVALA Qualified Write In		
0457117				
Vote Center	0	0		
Vote by Mail	****	****	****	****
Remote	0	0		
Total	****	****	****	****
0457119				
Vote Center				
Vote by Mail				
Remote				
Total				
0457122				
Vote Center	0	0		
Vote by Mail	****	****	****	****
Remote	0	0		
Total	****	****	****	****
0457187				
Vote Center	0	0		
Vote by Mail	****	****	****	****
Remote	0	0		
Total	****	****	****	****
0457189				
Vote Center	****	****	****	****
Vote by Mail	****	****	****	****
Remote	0	0		
Total	****	****	****	****
0457192				
Vote Center	0	0		
Vote by Mail	****	****	****	****
Remote	0	0		
Total	****	****	****	****

Precinct	Times Cast	Registered Voters
0457195		
Vote Center		3
Vote by Mail		3
Remote		3
Total		3
0457197		
Vote Center	0	0
Vote by Mail	0	0
Remote	0	0
Total	0	0
0457203		
Vote Center		8
Vote by Mail		8
Remote		8
Total		8
0457211		
Vote Center		6
Vote by Mail		6
Remote		6
Total		6
0457313		
Vote Center		11
Vote by Mail		11
Remote		11
Total		11
0457315		
Vote Center		8
Vote by Mail		8
Remote		8
Total		8

Precinct	JILL STEIN (GRN)	Total Votes	DAVI Qualified Write In
0457195			
Vote Center	0	0	0
Vote by Mail	****	****	****
Remote	0	0	0
Total	****	****	****
0457197			
Vote Center	0	0	0
Vote by Mail	0	0	0
Remote	0	0	0
Total	0	0	0
0457203			
Vote Center	0	0	0
Vote by Mail	****	****	****
Remote	0	0	0
Total	****	****	****
0457211			
Vote Center			
Vote by Mail			
Remote			
Total			
0457313			
Vote Center	0	0	0
Vote by Mail	****	****	****
Remote	0	0	0
Total	****	****	****
0457315			
Vote Center	0	0	0
Vote by Mail	****	****	****
Remote	0	0	0
Total	****	****	****

Precinct	MATTHEW PRUDEN Qualified Write In	JORGE ZAVALA Qualified Write In		
0457195				
Vote Center	0	0		
Vote by Mail	****	****	****	****
Remote	0	0		
Total	****	****	****	****
0457197				
Vote Center	0	0		
Vote by Mail	0	0		
Remote	0	0		
Total	0	0		
0457203				
Vote Center	0	0		
Vote by Mail	****	****	****	****
Remote	0	0		
Total	****	****	****	****
0457211				
Vote Center				
Vote by Mail				
Remote				
Total				
0457313				
Vote Center	0	0		
Vote by Mail	****	****	****	****
Remote	0	0		
Total	****	****	****	****
0457315				
Vote Center	0	0		
Vote by Mail	****	****	****	****
Remote	0	0		
Total	****	****	****	****

Precinct	Times Cast	Registered Voters
0457399		
Vote Center		1
Vote by Mail		1
Remote		1
Total		1
0511258		
Vote Center		18
Vote by Mail		18
Remote		18
Total		18
0511579		
Vote Center		13
Vote by Mail		13
Remote		13
Total		13
0511601		
Vote Center		7
Vote by Mail		7
Remote		7
Total		7
0511605		
Vote Center		4
Vote by Mail		4
Remote		4
Total		4
0511611		
Vote Center		22
Vote by Mail		22
Remote		22
Total		22

Precinct	JILL STEIN (GRN)	Total Votes	DAVI Qualified Write In
0457399			
Vote Center			
Vote by Mail			
Remote			
Total			
0511258			
Vote Center	0	0	0
Vote by Mail	****	****	****
Remote	0	0	0
Total	****	****	****
0511579			
Vote Center	0	0	0
Vote by Mail	****	****	****
Remote	0	0	0
Total	****	****	****
0511601			
Vote Center	****	****	****
Vote by Mail	****	****	****
Remote	0	0	0
Total	****	****	****
0511605			
Vote Center			
Vote by Mail			
Remote			
Total			
0511611			
Vote Center	0	0	0
Vote by Mail	****	****	****
Remote	0	0	0
Total	****	****	****

Precinct	MATTHEW PRUDEN Qualified Write In	JORGE ZAVALA Qualified Write In		
0457399				
Vote Center	[REDACTED]			
Vote by Mail				
Remote				
Total				
0511258				
Vote Center	0	0		
Vote by Mail	****	****	****	****
Remote	0	0		
Total	****	****	****	****
0511579				
Vote Center	0	0		
Vote by Mail	****	****	****	****
Remote	0	0		
Total	****	****	****	****
0511601				
Vote Center	****	****	****	****
Vote by Mail	****	****	****	****
Remote	0	0		
Total	****	****	****	****
0511605				
Vote Center	[REDACTED]			
Vote by Mail				
Remote				
Total				
0511611				
Vote Center	0	0		
Vote by Mail	****	****	****	****
Remote	0	0		
Total	****	****	****	****

Precinct	Times Cast	Registered Voters
0511618		
Vote Center		20
Vote by Mail		20
Remote		20
Total		20
0511702		
Vote Center		1
Vote by Mail		1
Remote		1
Total		1
0511926		
Vote Center		21
Vote by Mail		21
Remote		21
Total		21
0511951		
Vote Center		26
Vote by Mail		26
Remote		26
Total		26
0511956		
Vote Center		7
Vote by Mail		7
Remote		7
Total		7
0511965		
Vote Center		7
Vote by Mail		7
Remote		7
Total		7

Precinct	JILL STEIN (GRN)	Total Votes	DAVI Qualified Write In
0511618			
Vote Center	****	****	****
Vote by Mail	****	****	****
Remote	0	0	0
Total	****	****	****
0511702			
Vote Center	0	0	0
Vote by Mail	****	****	****
Remote	0	0	0
Total	****	****	****
0511926			
Vote Center	0	0	0
Vote by Mail	****	****	****
Remote	0	0	0
Total	****	****	****
0511951			
Vote Center	0	0	0
Vote by Mail	****	****	****
Remote	0	0	0
Total	****	****	****
0511956			
Vote Center	0	0	0
Vote by Mail	****	****	****
Remote	0	0	0
Total	****	****	****
0511965			
Vote Center	0	0	0
Vote by Mail	****	****	****
Remote	0	0	0
Total	****	****	****

Precinct	MATTHEW PRUDEN Qualified Write In	JORGE ZAVALA Qualified Write In		
0511618				
Vote Center	****	****	****	****
Vote by Mail	****	****	****	****
Remote	0		0	
Total	****	****	****	****
0511702				
Vote Center	0		0	
Vote by Mail	****	****	****	****
Remote	0		0	
Total	****	****	****	****
0511926				
Vote Center	0		0	
Vote by Mail	****	****	****	****
Remote	0		0	
Total	****	****	****	****
0511951				
Vote Center	0		0	
Vote by Mail	****	****	****	****
Remote	0		0	
Total	****	****	****	****
0511956				
Vote Center	0		0	
Vote by Mail	****	****	****	****
Remote	0		0	
Total	****	****	****	****
0511965				
Vote Center	0		0	
Vote by Mail	****	****	****	****
Remote	0		0	
Total	****	****	****	****

Precinct	Times Cast	Registered Voters
0513001		
Vote Center		13
Vote by Mail		13
Remote		13
Total		13
0513002		
Vote Center	0	0
Vote by Mail	0	0
Remote	0	0
Total	0	0
0513003		
Vote Center	0	0
Vote by Mail	0	0
Remote	0	0
Total	0	0
0551241		
Vote Center	0	0
Vote by Mail	0	0
Remote	0	0
Total	0	0
0551251		
Vote Center	0	0
Vote by Mail	0	0
Remote	0	0
Total	0	0
0551267		
Vote Center	0	0
Vote by Mail	0	0
Remote	0	0
Total	0	0

Precinct	JILL STEIN (GRN)	Total Votes	DAVI Qualified Write In
0513001			
Vote Center	0	0	0
Vote by Mail	****	****	****
Remote	0	0	0
Total	****	****	****
0513002			
Vote Center	0	0	0
Vote by Mail	0	0	0
Remote	0	0	0
Total	0	0	0
0513003			
Vote Center	0	0	0
Vote by Mail	0	0	0
Remote	0	0	0
Total	0	0	0
0551241			
Vote Center	0	0	0
Vote by Mail	0	0	0
Remote	0	0	0
Total	0	0	0
0551251			
Vote Center	0	0	0
Vote by Mail	0	0	0
Remote	0	0	0
Total	0	0	0
0551267			
Vote Center	0	0	0
Vote by Mail	0	0	0
Remote	0	0	0
Total	0	0	0

Precinct	MATTHEW PRUDEN Qualified Write In	JORGE ZAVALA Qualified Write In		
0513001				
Vote Center	0	0		
Vote by Mail	****	****	****	****
Remote	0	0		
Total	****	****	****	****
0513002				
Vote Center	0	0		
Vote by Mail	0	0		
Remote	0	0		
Total	0	0		
0513003				
Vote Center	0	0		
Vote by Mail	0	0		
Remote	0	0		
Total	0	0		
0551241				
Vote Center	0	0		
Vote by Mail	0	0		
Remote	0	0		
Total	0	0		
0551251				
Vote Center	0	0		
Vote by Mail	0	0		
Remote	0	0		
Total	0	0		
0551267				
Vote Center	0	0		
Vote by Mail	0	0		
Remote	0	0		
Total	0	0		

Precinct	Times Cast	Registered Voters
0551301		
Vote Center		8
Vote by Mail		8
Remote		8
Total		8
0551341		
Vote Center		12
Vote by Mail		12
Remote		12
Total		12
0551347		
Vote Center	0	0
Vote by Mail	0	0
Remote	0	0
Total	0	0
0551375		
Vote Center	0	0
Vote by Mail	0	0
Remote	0	0
Total	0	0
0551382		
Vote Center		16
Vote by Mail		16
Remote		16
Total		16
0551418		
Vote Center		2
Vote by Mail		2
Remote		2
Total		2

Precinct	JILL STEIN (GRN)	Total Votes	DAVI Qualified Write In
0551301			
Vote Center			
Vote by Mail			
Remote			
Total			
0551341			
Vote Center	0	0	0
Vote by Mail	****	****	****
Remote	0	0	0
Total	****	****	****
0551347			
Vote Center	0	0	0
Vote by Mail	0	0	0
Remote	0	0	0
Total	0	0	0
0551375			
Vote Center	0	0	0
Vote by Mail	0	0	0
Remote	0	0	0
Total	0	0	0
0551382			
Vote Center	0	0	0
Vote by Mail	****	****	****
Remote	0	0	0
Total	****	****	****
0551418			
Vote Center			
Vote by Mail			
Remote			
Total			

Precinct	MATTHEW PRUDEN Qualified Write In	JORGE ZAVALA Qualified Write In		
0551301				
Vote Center				
Vote by Mail				
Remote				
Total				
0551341				
Vote Center	0		0	
Vote by Mail	****	****	****	****
Remote	0		0	
Total	****	****	****	****
0551347				
Vote Center	0		0	
Vote by Mail	0		0	
Remote	0		0	
Total	0		0	
0551375				
Vote Center	0		0	
Vote by Mail	0		0	
Remote	0		0	
Total	0		0	
0551382				
Vote Center	0		0	
Vote by Mail	****	****	****	****
Remote	0		0	
Total	****	****	****	****
0551418				
Vote Center				
Vote by Mail				
Remote				
Total				

Precinct	Times Cast	Registered Voters
0551429		
Vote Center		2
Vote by Mail		2
Remote		2
Total		2
0551473		
Vote Center		2
Vote by Mail		2
Remote		2
Total		2
0551476		
Vote Center		9
Vote by Mail		9
Remote		9
Total		9
0551501		
Vote Center	0	0
Vote by Mail	0	0
Remote	0	0
Total	0	0
0551503		
Vote Center	0	0
Vote by Mail	0	0
Remote	0	0
Total	0	0
0551504		
Vote Center		12
Vote by Mail		12
Remote		12
Total		12

Precinct	JILL STEIN (GRN)	Total Votes	DAVI Qualified Write In
0551429			
Vote Center	0	0	0
Vote by Mail	****	****	****
Remote	0	0	0
Total	****	****	****
0551473			
Vote Center			
Vote by Mail			
Remote			
Total			
0551476			
Vote Center			
Vote by Mail			
Remote			
Total			
0551501			
Vote Center	0	0	0
Vote by Mail	0	0	0
Remote	0	0	0
Total	0	0	0
0551503			
Vote Center	0	0	0
Vote by Mail	0	0	0
Remote	0	0	0
Total	0	0	0
0551504			
Vote Center	0	0	0
Vote by Mail	****	****	****
Remote	0	0	0
Total	****	****	****

Precinct	MATTHEW PRUDEN Qualified Write In	JORGE ZAVALA Qualified Write In		
0551429				
Vote Center	0	0		
Vote by Mail	****	****	****	****
Remote	0	0		
Total	****	****	****	****
0551473				
Vote Center	[REDACTED]			
Vote by Mail				
Remote				
Total				
0551476				
Vote Center	[REDACTED]			
Vote by Mail				
Remote				
Total				
0551501				
Vote Center	0	0		
Vote by Mail	0	0		
Remote	0	0		
Total	0	0		
0551503				
Vote Center	0	0		
Vote by Mail	0	0		
Remote	0	0		
Total	0	0		
0551504				
Vote Center	0	0		
Vote by Mail	****	****	****	****
Remote	0	0		
Total	****	****	****	****

Precinct	Times Cast	Registered Voters
0551507		
Vote Center		15
Vote by Mail		15
Remote		15
Total		15
0551537		
Vote Center		6
Vote by Mail		6
Remote		6
Total		6
0551553		
Vote Center		15
Vote by Mail		15
Remote		15
Total		15
0551564		
Vote Center	0	0
Vote by Mail	0	0
Remote	0	0
Total	0	0
0551574		
Vote Center		5
Vote by Mail		5
Remote		5
Total		5
0551585		
Vote Center		1
Vote by Mail		1
Remote		1
Total		1

Precinct	JILL STEIN (GRN)	Total Votes	DAVI Qualified Write In
0551507			
Vote Center	****	****	****
Vote by Mail	****	****	****
Remote	0	0	0
Total	****	****	****
0551537			
Vote Center	0	0	0
Vote by Mail	****	****	****
Remote	0	0	0
Total	****	****	****
0551553			
Vote Center	****	****	****
Vote by Mail	****	****	****
Remote	0	0	0
Total	****	****	****
0551564			
Vote Center	0	0	0
Vote by Mail	0	0	0
Remote	0	0	0
Total	0	0	0
0551574			
Vote Center	0	0	0
Vote by Mail	****	****	****
Remote	0	0	0
Total	****	****	****
0551585			
Vote Center			
Vote by Mail			
Remote			
Total			

Precinct	MATTHEW PRUDEN Qualified Write In	JORGE ZAVALA Qualified Write In		
0551507				
Vote Center	****	****	****	****
Vote by Mail	****	****	****	****
Remote	0		0	
Total	****	****	****	****
0551537				
Vote Center	0		0	
Vote by Mail	****	****	****	****
Remote	0		0	
Total	****	****	****	****
0551553				
Vote Center	****	****	****	****
Vote by Mail	****	****	****	****
Remote	0		0	
Total	****	****	****	****
0551564				
Vote Center	0		0	
Vote by Mail	0		0	
Remote	0		0	
Total	0		0	
0551574				
Vote Center	0		0	
Vote by Mail	****	****	****	****
Remote	0		0	
Total	****	****	****	****
0551585				
Vote Center				
Vote by Mail				
Remote				
Total				

Precinct	Times Cast	Registered Voters
0551591		
Vote Center	0	0
Vote by Mail	0	0
Remote	0	0
Total	0	0
0552001		
Vote Center		4
Vote by Mail		4
Remote		4
Total		4
0552003		
Vote Center		11
Vote by Mail		11
Remote		11
Total		11
0552005		
Vote Center	0	26
Vote by Mail	12	26
Remote	0	26
Total	12	26
0552012		
Vote Center		16
Vote by Mail		16
Remote		16
Total		16
0552019		
Vote Center		3
Vote by Mail		3
Remote		3
Total		3

Precinct	JILL STEIN (GRN)	Total Votes	DAVI Qualified Write In
0551591			
Vote Center	0	0	0
Vote by Mail	0	0	0
Remote	0	0	0
Total	0	0	0
0552001			
Vote Center	0	0	0
Vote by Mail	****	****	****
Remote	0	0	0
Total	****	****	****
0552003			
Vote Center	****	****	****
Vote by Mail	****	****	****
Remote	0	0	0
Total	****	****	****
0552005			
Vote Center	0	0	0
Vote by Mail	6 50.00%	6	0 0.00%
Remote	0	0	0
Total	6 50.00%	6	0 0.00%
0552012			
Vote Center	0	0	0
Vote by Mail	****	****	****
Remote	0	0	0
Total	****	****	****
0552019			
Vote Center	0	0	0
Vote by Mail	****	****	****
Remote	0	0	0
Total	****	****	****

Precinct	MATTHEW PRUDEN Qualified Write In		JORGE ZAVALA Qualified Write In	
0551591				
Vote Center	0		0	
Vote by Mail	0		0	
Remote	0		0	
Total	0		0	
0552001				
Vote Center	0		0	
Vote by Mail	****	****	****	****
Remote	0		0	
Total	****	****	****	****
0552003				
Vote Center	****	****	****	****
Vote by Mail	****	****	****	****
Remote	0		0	
Total	****	****	****	****
0552005				
Vote Center	0		0	
Vote by Mail	0	0.00%	0	0.00%
Remote	0		0	
Total	0	0.00%	0	0.00%
0552012				
Vote Center	0		0	
Vote by Mail	****	****	****	****
Remote	0		0	
Total	****	****	****	****
0552019				
Vote Center	0		0	
Vote by Mail	****	****	****	****
Remote	0		0	
Total	****	****	****	****

Precinct	Times Cast	Registered Voters
0552020		
Vote Center		
Vote by Mail		
Remote		
Total		
0552023		
Vote Center	0	0
Vote by Mail	0	0
Remote	0	0
Total	0	0
0552028		
Vote Center	0	0
Vote by Mail	0	0
Remote	0	0
Total	0	0
Placer County - Total	308	1,093
Cumulative		
Cumulative		
Vote Center	0	0
Vote by Mail	0	0
Remote	0	0
Total	0	0
Cumulative - Total	0	0
County - Total	308	1,093

Precinct	JILL STEIN (GRN)	Total Votes	DAVI Qualified Write In
0552020			
Vote Center			
Vote by Mail			
Remote			
Total			
0552023			
Vote Center	0	0	0
Vote by Mail	0	0	0
Remote	0	0	0
Total	0	0	0
0552028			
Vote Center	0	0	0
Vote by Mail	0	0	0
Remote	0	0	0
Total	0	0	0
Placer County - Total	186 60.39%	186	0 0.00%
Cumulative			
Cumulative			
Vote Center	0	0	0
Vote by Mail	0	0	0
Remote	0	0	0
Total	0	0	0
Cumulative - Total	0	0	0
County - Total	186 60.39%	186	0 0.00%

Precinct	MATTHEW PRUDEN Qualified Write In	JORGE ZAVALA Qualified Write In		
0552020				
Vote Center				
Vote by Mail				
Remote				
Total				
0552023				
Vote Center	0		0	
Vote by Mail	0		0	
Remote	0		0	
Total	0		0	
0552028				
Vote Center	0		0	
Vote by Mail	0		0	
Remote	0		0	
Total	0		0	
Placer County - Total	0	0.00%	0	0.00%
Cumulative				
Cumulative				
Vote Center	0		0	
Vote by Mail	0		0	
Remote	0		0	
Total	0		0	
Cumulative - Total	0		0	
County - Total	0	0.00%	0	0.00%

President LIB (Vote for 1)

LIB **** - *Insufficient Turnout to Protect Voter Privacy*

Precinct	Times Cast	Registered Voters
County		
Placer County		
0131101		
Vote Center		19
Vote by Mail		19
Remote		19
Total		19
0151105		
Vote Center		17
Vote by Mail		17
Remote		17
Total		17
0151107		
Vote Center		23
Vote by Mail		23
Remote		23
Total		23
0157201		
Vote Center		43
Vote by Mail		43
Remote		43
Total		43
0157205		
Vote Center		45
Vote by Mail		45
Remote		45
Total		45

Precinct	CHARLES BALLAY (LIB)	Total Votes	CHASE OLIVER Qualified Write In
County			
Placer County			
0131101			
Vote Center	0	0	0
Vote by Mail	****	****	****
Remote	0	0	0
Total	****	****	****
0151105			
Vote Center	0	0	0
Vote by Mail	****	****	****
Remote	0	0	0
Total	****	****	****
0151107			
Vote Center	****	****	****
Vote by Mail	****	****	****
Remote	0	0	0
Total	****	****	****
0157201			
Vote Center	0	0	0
Vote by Mail	****	****	****
Remote	0	0	0
Total	****	****	****
0157205			
Vote Center	0	0	0
Vote by Mail	****	****	****
Remote	0	0	0
Total	****	****	****

Precinct	Times Cast	Registered Voters
0157213		
Vote Center		24
Vote by Mail		24
Remote		24
Total		24
0157217		
Vote Center	3	49
Vote by Mail	11	49
Remote	0	49
Total	14	49
0157218		
Vote Center	4	76
Vote by Mail	12	76
Remote	0	76
Total	16	76
0157226		
Vote Center		49
Vote by Mail		49
Remote		49
Total		49
0157306		
Vote Center		27
Vote by Mail		27
Remote		27
Total		27
0157311		
Vote Center		30
Vote by Mail		30
Remote		30
Total		30

Precinct	CHARLES BALLAY (LIB)	Total Votes	CHASE OLIVER Qualified Write In
0157213			
Vote Center	****	****	****
Vote by Mail	****	****	****
Remote	0	0	0
Total	****	****	****
0157217			
Vote Center	****	****	****
Vote by Mail	5 45.45%	5	0 0.00%
Remote	0	0	0
Total	6 42.86%	7	1 7.14%
0157218			
Vote Center	****	****	****
Vote by Mail	5 41.67%	5	0 0.00%
Remote	0	0	0
Total	5 31.25%	5	0 0.00%
0157226			
Vote Center	0	0	0
Vote by Mail	****	****	****
Remote	0	0	0
Total	****	****	****
0157306			
Vote Center	****	****	****
Vote by Mail	****	****	****
Remote	0	0	0
Total	****	****	****
0157311			
Vote Center	****	****	****
Vote by Mail	****	****	****
Remote	0	0	0
Total	****	****	****

Precinct	Times Cast	Registered Voters
0157318		
Vote Center	0	51
Vote by Mail	12	51
Remote	0	51
Total	12	51
0157396		
Vote Center	0	39
Vote by Mail	11	39
Remote	0	39
Total	11	39
0157401		
Vote Center	0	17
Vote by Mail	15	17
Remote	0	17
Total	15	17
0157403		
Vote Center		27
Vote by Mail		27
Remote		27
Total		27
0157405		
Vote Center	3	54
Vote by Mail	10	54
Remote	0	54
Total	13	54
0157407		
Vote Center	2	64
Vote by Mail	15	64
Remote	0	64
Total	17	64

Precinct	CHARLES BALLAY (LIB)	Total Votes	CHASE OLIVER Qualified Write In
0157318			
Vote Center	0	0	0
Vote by Mail	6 50.00%	6	0 0.00%
Remote	0	0	0
Total	6 50.00%	6	0 0.00%
0157396			
Vote Center	0	0	0
Vote by Mail	3 27.27%	3	0 0.00%
Remote	0	0	0
Total	3 27.27%	3	0 0.00%
0157401			
Vote Center	0	0	0
Vote by Mail	3 20.00%	4	1 6.67%
Remote	0	0	0
Total	3 20.00%	4	1 6.67%
0157403			
Vote Center	****	****	****
Vote by Mail	****	****	****
Remote	0	0	0
Total	****	****	****
0157405			
Vote Center	****	****	****
Vote by Mail	****	****	****
Remote	0	0	0
Total	7 53.85%	7	0 0.00%
0157407			
Vote Center	****	****	****
Vote by Mail	7 46.67%	7	0 0.00%
Remote	0	0	0
Total	8 47.06%	8	0 0.00%

Precinct	Times Cast	Registered Voters
0157408		
Vote Center		18
Vote by Mail		18
Remote		18
Total		18
0157409		
Vote Center		5
Vote by Mail		5
Remote		5
Total		5
0157412		
Vote Center		44
Vote by Mail		44
Remote		44
Total		44
0157414		
Vote Center	2	48
Vote by Mail	16	48
Remote	0	48
Total	18	48
0157415		
Vote Center	0	28
Vote by Mail	11	28
Remote	0	28
Total	11	28
0157502		
Vote Center	4	49
Vote by Mail	19	49
Remote	0	49
Total	23	49

Precinct	CHARLES BALLAY (LIB)	Total Votes	CHASE OLIVER Qualified Write In
0157408			
Vote Center	0	0	0
Vote by Mail	****	****	****
Remote	0	0	0
Total	****	****	****
0157409			
Vote Center	0	0	0
Vote by Mail	****	****	****
Remote	0	0	0
Total	****	****	****
0157412			
Vote Center	0	0	0
Vote by Mail	****	****	****
Remote	0	0	0
Total	****	****	****
0157414			
Vote Center	****	****	****
Vote by Mail	4 25.00%	4	0 0.00%
Remote	0	0	0
Total	5 27.78%	5	0 0.00%
0157415			
Vote Center	0	0	0
Vote by Mail	3 27.27%	3	0 0.00%
Remote	0	0	0
Total	3 27.27%	3	0 0.00%
0157502			
Vote Center	****	****	****
Vote by Mail	8 42.11%	8	0 0.00%
Remote	0	0	0
Total	9 39.13%	9	0 0.00%

Precinct	Times Cast	Registered Voters
0157503		
Vote Center	1	51
Vote by Mail	16	51
Remote	0	51
Total	17	51
0157506		
Vote Center	3	69
Vote by Mail	16	69
Remote	0	69
Total	19	69
0231120		
Vote Center	1	56
Vote by Mail	16	56
Remote	0	56
Total	17	56
0231147		
Vote Center		34
Vote by Mail		34
Remote		34
Total		34
0234104		
Vote Center		1
Vote by Mail		1
Remote		1
Total		1
0251129		
Vote Center		5
Vote by Mail		5
Remote		5
Total		5

Precinct	CHARLES BALLAY (LIB)	Total Votes	CHASE OLIVER Qualified Write In
0157503			
Vote Center	****	****	****
Vote by Mail	7 43.75%	7	0 0.00%
Remote	0	0	0
Total	8 47.06%	8	0 0.00%
0157506			
Vote Center	****	****	****
Vote by Mail	6 37.50%	6	0 0.00%
Remote	0	0	0
Total	9 47.37%	9	0 0.00%
0231120			
Vote Center	****	****	****
Vote by Mail	9 56.25%	9	0 0.00%
Remote	0	0	0
Total	9 52.94%	9	0 0.00%
0231147			
Vote Center	****	****	****
Vote by Mail	****	****	****
Remote	0	0	0
Total	****	****	****
0234104			
Vote Center			
Vote by Mail			
Remote			
Total			
0251129			
Vote Center	0	0	0
Vote by Mail	****	****	****
Remote	0	0	0
Total	****	****	****

Precinct	Times Cast	Registered Voters
0251167		
Vote Center	0	19
Vote by Mail	12	19
Remote	0	19
Total	12	19
0251250		
Vote Center	0	0
Vote by Mail	0	0
Remote	0	0
Total	0	0
0254000		
Vote Center	0	0
Vote by Mail	0	0
Remote	0	0
Total	0	0
0254101		
Vote Center	3	39
Vote by Mail	9	39
Remote	0	39
Total	12	39
0254103		
Vote Center		35
Vote by Mail		35
Remote		35
Total		35
0254194		
Vote Center		34
Vote by Mail		34
Remote		34
Total		34

Precinct	CHARLES BALLAY (LIB)	Total Votes	CHASE OLIVER Qualified Write In
0251167			
Vote Center	0	0	0
Vote by Mail	6 50.00%	6	0 0.00%
Remote	0	0	0
Total	6 50.00%	6	0 0.00%
0251250			
Vote Center	0	0	0
Vote by Mail	0	0	0
Remote	0	0	0
Total	0	0	0
0254000			
Vote Center	0	0	0
Vote by Mail	0	0	0
Remote	0	0	0
Total	0	0	0
0254101			
Vote Center	****	****	****
Vote by Mail	****	****	****
Remote	0	0	0
Total	5 41.67%	5	0 0.00%
0254103			
Vote Center	0	0	0
Vote by Mail	****	****	****
Remote	0	0	0
Total	****	****	****
0254194			
Vote Center	****	****	****
Vote by Mail	****	****	****
Remote	0	0	0
Total	****	****	****

Precinct	Times Cast	Registered Voters
0254195		
Vote Center		21
Vote by Mail		21
Remote		21
Total		21
0254198		
Vote Center		19
Vote by Mail		19
Remote		19
Total		19
0254203		
Vote Center	2	45
Vote by Mail	9	45
Remote	0	45
Total	11	45
0254294		
Vote Center		27
Vote by Mail		27
Remote		27
Total		27
0254297		
Vote Center	1	73
Vote by Mail	17	73
Remote	0	73
Total	18	73
0254301		
Vote Center		35
Vote by Mail		35
Remote		35
Total		35

Precinct	CHARLES BALLAY (LIB)	Total Votes	CHASE OLIVER Qualified Write In
0254195			
Vote Center	0	0	0
Vote by Mail	****	****	****
Remote	0	0	0
Total	****	****	****
0254198			
Vote Center	0	0	0
Vote by Mail	****	****	****
Remote	0	0	0
Total	****	****	****
0254203			
Vote Center	****	****	****
Vote by Mail	****	****	****
Remote	0	0	0
Total	4 36.36%	5	1 9.09%
0254294			
Vote Center	****	****	****
Vote by Mail	****	****	****
Remote	0	0	0
Total	****	****	****
0254297			
Vote Center	****	****	****
Vote by Mail	7 41.18%	7	0 0.00%
Remote	0	0	0
Total	8 44.44%	8	0 0.00%
0254301			
Vote Center	****	****	****
Vote by Mail	****	****	****
Remote	0	0	0
Total	****	****	****

Precinct	Times Cast	Registered Voters
0254304		
Vote Center		35
Vote by Mail		35
Remote		35
Total		35
0254306		
Vote Center		34
Vote by Mail		34
Remote		34
Total		34
0254307		
Vote Center		41
Vote by Mail		41
Remote		41
Total		41
0254401		
Vote Center		13
Vote by Mail		13
Remote		13
Total		13
0254404		
Vote Center		12
Vote by Mail		12
Remote		12
Total		12
0254409		
Vote Center		11
Vote by Mail		11
Remote		11
Total		11

Precinct	CHARLES BALLAY (LIB)	Total Votes	CHASE OLIVER Qualified Write In
0254304			
Vote Center	****	****	****
Vote by Mail	****	****	****
Remote	0	0	0
Total	****	****	****
0254306			
Vote Center	****	****	****
Vote by Mail	****	****	****
Remote	0	0	0
Total	****	****	****
0254307			
Vote Center	****	****	****
Vote by Mail	****	****	****
Remote	0	0	0
Total	****	****	****
0254401			
Vote Center	****	****	****
Vote by Mail	****	****	****
Remote	0	0	0
Total	****	****	****
0254404			
Vote Center	0	0	0
Vote by Mail	****	****	****
Remote	0	0	0
Total	****	****	****
0254409			
Vote Center	0	0	0
Vote by Mail	****	****	****
Remote	0	0	0
Total	****	****	****

Precinct	Times Cast	Registered Voters
0254495		
Vote Center		10
Vote by Mail		10
Remote		10
Total		10
0254497		
Vote Center		1
Vote by Mail		1
Remote		1
Total		1
0254498		
Vote Center		8
Vote by Mail		8
Remote		8
Total		8
0254501		
Vote Center		44
Vote by Mail		44
Remote		44
Total		44
0254503		
Vote Center	1	35
Vote by Mail	11	35
Remote	0	35
Total	12	35
0254504		
Vote Center		41
Vote by Mail		41
Remote		41
Total		41

Precinct	CHARLES BALLAY (LIB)	Total Votes	CHASE OLIVER Qualified Write In
0254495			
Vote Center	0	0	0
Vote by Mail	****	****	****
Remote	0	0	0
Total	****	****	****
0254497			
Vote Center	****	****	****
Vote by Mail	0	0	0
Remote	0	0	0
Total	****	****	****
0254498			
Vote Center	0	0	0
Vote by Mail	****	****	****
Remote	0	0	0
Total	****	****	****
0254501			
Vote Center	****	****	****
Vote by Mail	****	****	****
Remote	0	0	0
Total	****	****	****
0254503			
Vote Center	****	****	****
Vote by Mail	3 27.27%	3	0 0.00%
Remote	0	0	0
Total	3 25.00%	3	0 0.00%
0254504			
Vote Center	0	0	0
Vote by Mail	****	****	****
Remote	0	0	0
Total	****	****	****

Precinct	Times Cast	Registered Voters
0254507		
Vote Center		43
Vote by Mail		43
Remote		43
Total		43
0254598		
Vote Center		1
Vote by Mail		1
Remote		1
Total		1
0254599		
Vote Center		2
Vote by Mail		2
Remote		2
Total		2
0257501		
Vote Center		36
Vote by Mail		36
Remote		36
Total		36
0257511		
Vote Center		40
Vote by Mail		40
Remote		40
Total		40
0257513		
Vote Center		28
Vote by Mail		28
Remote		28
Total		28

Precinct	CHARLES BALLAY (LIB)	Total Votes	CHASE OLIVER Qualified Write In
0254507			
Vote Center	0	0	0
Vote by Mail	****	****	****
Remote	0	0	0
Total	****	****	****
0254598			
Vote Center	0	0	0
Vote by Mail	****	****	****
Remote	0	0	0
Total	****	****	****
0254599			
Vote Center			
Vote by Mail			
Remote			
Total			
0257501			
Vote Center	****	****	****
Vote by Mail	****	****	****
Remote	0	0	0
Total	****	****	****
0257511			
Vote Center	0	0	0
Vote by Mail	****	****	****
Remote	0	0	0
Total	****	****	****
0257513			
Vote Center	****	****	****
Vote by Mail	****	****	****
Remote	0	0	0
Total	****	****	****

Precinct	Times Cast	Registered Voters
0257514		
Vote Center		24
Vote by Mail		24
Remote		24
Total		24
0257515		
Vote Center	2	46
Vote by Mail	9	46
Remote	0	46
Total	11	46
0257517		
Vote Center		32
Vote by Mail		32
Remote		32
Total		32
0257527		
Vote Center		36
Vote by Mail		36
Remote		36
Total		36
0257528		
Vote Center	2	48
Vote by Mail	10	48
Remote	0	48
Total	12	48
0257599		
Vote Center	0	0
Vote by Mail	0	0
Remote	0	0
Total	0	0

Precinct	CHARLES BALLAY (LIB)	Total Votes	CHASE OLIVER Qualified Write In
0257514			
Vote Center	0	0	0
Vote by Mail	****	****	****
Remote	0	0	0
Total	****	****	****
0257515			
Vote Center	****	****	****
Vote by Mail	****	****	****
Remote	0	0	0
Total	4 36.36%	4	0 0.00%
0257517			
Vote Center	****	****	****
Vote by Mail	****	****	****
Remote	0	0	0
Total	****	****	****
0257527			
Vote Center	****	****	****
Vote by Mail	****	****	****
Remote	0	0	0
Total	****	****	****
0257528			
Vote Center	****	****	****
Vote by Mail	****	****	****
Remote	0	0	0
Total	4 33.33%	4	0 0.00%
0257599			
Vote Center	0	0	0
Vote by Mail	0	0	0
Remote	0	0	0
Total	0	0	0

Precinct	Times Cast	Registered Voters
0351144		
Vote Center		6
Vote by Mail		6
Remote		6
Total		6
0351219		
Vote Center	2	49
Vote by Mail	19	49
Remote	0	49
Total	21	49
0351286		
Vote Center	0	0
Vote by Mail	0	0
Remote	0	0
Total	0	0
0351320		
Vote Center	1	59
Vote by Mail	15	59
Remote	0	59
Total	16	59
0351416		
Vote Center	0	0
Vote by Mail	0	0
Remote	0	0
Total	0	0
0355001		
Vote Center	3	86
Vote by Mail	22	86
Remote	0	86
Total	25	86

Precinct	CHARLES BALLAY (LIB)	Total Votes	CHASE OLIVER Qualified Write In
0351144			
Vote Center	0	0	0
Vote by Mail	****	****	****
Remote	0	0	0
Total	****	****	****
0351219			
Vote Center	****	****	****
Vote by Mail	4 21.05%	4	0 0.00%
Remote	0	0	0
Total	5 23.81%	5	0 0.00%
0351286			
Vote Center	0	0	0
Vote by Mail	0	0	0
Remote	0	0	0
Total	0	0	0
0351320			
Vote Center	****	****	****
Vote by Mail	8 53.33%	8	0 0.00%
Remote	0	0	0
Total	8 50.00%	8	0 0.00%
0351416			
Vote Center	0	0	0
Vote by Mail	0	0	0
Remote	0	0	0
Total	0	0	0
0355001			
Vote Center	****	****	****
Vote by Mail	8 36.36%	8	0 0.00%
Remote	0	0	0
Total	8 32.00%	8	0 0.00%

Precinct	Times Cast	Registered Voters
0355008		
Vote Center	0	55
Vote by Mail	16	55
Remote	0	55
Total	16	55
0356001		
Vote Center	5	43
Vote by Mail	6	43
Remote	0	43
Total	11	43
0356004		
Vote Center		38
Vote by Mail		38
Remote		38
Total		38
0356006		
Vote Center		33
Vote by Mail		33
Remote		33
Total		33
0356009		
Vote Center		53
Vote by Mail		53
Remote		53
Total		53
0356013		
Vote Center	3	74
Vote by Mail	15	74
Remote	0	74
Total	18	74

Precinct	CHARLES BALLAY (LIB)	Total Votes	CHASE OLIVER Qualified Write In
0355008			
Vote Center	0	0	0
Vote by Mail	9 56.25%	9	0 0.00%
Remote	0	0	0
Total	9 56.25%	9	0 0.00%
0356001			
Vote Center	****	****	****
Vote by Mail	****	****	****
Remote	0	0	0
Total	4 36.36%	4	0 0.00%
0356004			
Vote Center	****	****	****
Vote by Mail	****	****	****
Remote	0	0	0
Total	****	****	****
0356006			
Vote Center	0	0	0
Vote by Mail	****	****	****
Remote	0	0	0
Total	****	****	****
0356009			
Vote Center	****	****	****
Vote by Mail	****	****	****
Remote	0	0	0
Total	****	****	****
0356013			
Vote Center	****	****	****
Vote by Mail	7 46.67%	7	0 0.00%
Remote	0	0	0
Total	8 44.44%	8	0 0.00%

Precinct	Times Cast	Registered Voters
0356015		
Vote Center	3	76
Vote by Mail	25	76
Remote	0	76
Total	28	76
0356017		
Vote Center	8	67
Vote by Mail	13	67
Remote	0	67
Total	21	67
0356018		
Vote Center		61
Vote by Mail		61
Remote		61
Total		61
0356019		
Vote Center	0	45
Vote by Mail	11	45
Remote	0	45
Total	11	45
0356021		
Vote Center	2	48
Vote by Mail	11	48
Remote	0	48
Total	13	48
0356029		
Vote Center	0	23
Vote by Mail	12	23
Remote	0	23
Total	12	23

Precinct	CHARLES BALLAY (LIB)		Total Votes	CHASE OLIVER Qualified Write In	
0356015					
Vote Center	****	****	****	****	****
Vote by Mail	14	56.00%	14	0	0.00%
Remote	0		0	0	
Total	16	57.14%	16	0	0.00%
0356017					
Vote Center	****	****	****	****	****
Vote by Mail	7	53.85%	8	1	7.69%
Remote	0		0	0	
Total	9	42.86%	10	1	4.76%
0356018					
Vote Center	****	****	****	****	****
Vote by Mail	****	****	****	****	****
Remote	0		0	0	
Total	****	****	****	****	****
0356019					
Vote Center	0		0	0	
Vote by Mail	2	18.18%	2	0	0.00%
Remote	0		0	0	
Total	2	18.18%	2	0	0.00%
0356021					
Vote Center	****	****	****	****	****
Vote by Mail	5	45.45%	5	0	0.00%
Remote	0		0	0	
Total	5	38.46%	5	0	0.00%
0356029					
Vote Center	0		0	0	
Vote by Mail	7	58.33%	7	0	0.00%
Remote	0		0	0	
Total	7	58.33%	7	0	0.00%

Precinct	Times Cast	Registered Voters
0356032		
Vote Center		10
Vote by Mail		10
Remote		10
Total		10
0356033		
Vote Center		18
Vote by Mail		18
Remote		18
Total		18
0356034		
Vote Center	0	57
Vote by Mail	23	57
Remote	0	57
Total	23	57
0356037		
Vote Center		40
Vote by Mail		40
Remote		40
Total		40
0356038		
Vote Center	1	53
Vote by Mail	13	53
Remote	0	53
Total	14	53
0356040		
Vote Center	1	49
Vote by Mail	13	49
Remote	0	49
Total	14	49

Precinct	CHARLES BALLAY (LIB)	Total Votes	CHASE OLIVER Qualified Write In
0356032			
Vote Center	****	****	****
Vote by Mail	****	****	****
Remote	0	0	0
Total	****	****	****
0356033			
Vote Center	0	0	0
Vote by Mail	****	****	****
Remote	0	0	0
Total	****	****	****
0356034			
Vote Center	0	0	0
Vote by Mail	11 47.83%	11	0 0.00%
Remote	0	0	0
Total	11 47.83%	11	0 0.00%
0356037			
Vote Center	0	0	0
Vote by Mail	****	****	****
Remote	0	0	0
Total	****	****	****
0356038			
Vote Center	****	****	****
Vote by Mail	6 46.15%	6	0 0.00%
Remote	0	0	0
Total	7 50.00%	7	0 0.00%
0356040			
Vote Center	****	****	****
Vote by Mail	2 15.38%	2	0 0.00%
Remote	0	0	0
Total	2 14.29%	2	0 0.00%

Precinct	Times Cast	Registered Voters
0356043		
Vote Center	2	43
Vote by Mail	21	43
Remote	0	43
Total	23	43
0356047		
Vote Center		28
Vote by Mail		28
Remote		28
Total		28
0356048		
Vote Center		35
Vote by Mail		35
Remote		35
Total		35
0356049		
Vote Center		28
Vote by Mail		28
Remote		28
Total		28
0356050		
Vote Center		29
Vote by Mail		29
Remote		29
Total		29
0356052		
Vote Center	0	0
Vote by Mail	0	0
Remote	0	0
Total	0	0

Precinct	CHARLES BALLAY (LIB)	Total Votes	CHASE OLIVER Qualified Write In
0356043			
Vote Center	****	****	****
Vote by Mail	7 33.33%	7	0 0.00%
Remote	0	0	0
Total	7 30.43%	7	0 0.00%
0356047			
Vote Center	****	****	****
Vote by Mail	****	****	****
Remote	0	0	0
Total	****	****	****
0356048			
Vote Center	****	****	****
Vote by Mail	****	****	****
Remote	0	0	0
Total	****	****	****
0356049			
Vote Center	0	0	0
Vote by Mail	****	****	****
Remote	0	0	0
Total	****	****	****
0356050			
Vote Center	0	0	0
Vote by Mail	****	****	****
Remote	0	0	0
Total	****	****	****
0356052			
Vote Center	0	0	0
Vote by Mail	0	0	0
Remote	0	0	0
Total	0	0	0

Precinct	Times Cast	Registered Voters
0356058		
Vote Center	0	0
Vote by Mail	0	0
Remote	0	0
Total	0	0
0451110		
Vote Center		12
Vote by Mail		12
Remote		12
Total		12
0451114		
Vote Center	0	0
Vote by Mail	0	0
Remote	0	0
Total	0	0
0451116		
Vote Center		11
Vote by Mail		11
Remote		11
Total		11
0451201		
Vote Center	3	31
Vote by Mail	13	31
Remote	0	31
Total	16	31
0451205		
Vote Center	1	33
Vote by Mail	11	33
Remote	0	33
Total	12	33

Precinct	CHARLES BALLAY (LIB)	Total Votes	CHASE OLIVER Qualified Write In
0356058			
Vote Center	0	0	0
Vote by Mail	0	0	0
Remote	0	0	0
Total	0	0	0
0451110			
Vote Center	0	0	0
Vote by Mail	****	****	****
Remote	0	0	0
Total	****	****	****
0451114			
Vote Center	0	0	0
Vote by Mail	0	0	0
Remote	0	0	0
Total	0	0	0
0451116			
Vote Center	0	0	0
Vote by Mail	****	****	****
Remote	0	0	0
Total	****	****	****
0451201			
Vote Center	****	****	****
Vote by Mail	3 23.08%	3	0 0.00%
Remote	0	0	0
Total	3 18.75%	3	0 0.00%
0451205			
Vote Center	****	****	****
Vote by Mail	7 63.64%	7	0 0.00%
Remote	0	0	0
Total	7 58.33%	7	0 0.00%

Precinct	Times Cast	Registered Voters
0451207		
Vote Center	3	44
Vote by Mail	14	44
Remote	0	44
Total	17	44
0451209		
Vote Center	3	41
Vote by Mail	12	41
Remote	0	41
Total	15	41
0451301		
Vote Center	0	0
Vote by Mail	0	0
Remote	0	0
Total	0	0
0451302		
Vote Center		33
Vote by Mail		33
Remote		33
Total		33
0451310		
Vote Center	3	48
Vote by Mail	13	48
Remote	0	48
Total	16	48
0451317		
Vote Center	1	35
Vote by Mail	11	35
Remote	0	35
Total	12	35

Precinct	CHARLES BALLAY (LIB)	Total Votes	CHASE OLIVER Qualified Write In
0451207			
Vote Center	****	****	****
Vote by Mail	8 57.14%	8	0 0.00%
Remote	0	0	0
Total	9 52.94%	9	0 0.00%
0451209			
Vote Center	****	****	****
Vote by Mail	6 50.00%	6	0 0.00%
Remote	0	0	0
Total	7 46.67%	7	0 0.00%
0451301			
Vote Center	0	0	0
Vote by Mail	0	0	0
Remote	0	0	0
Total	0	0	0
0451302			
Vote Center	****	****	****
Vote by Mail	****	****	****
Remote	0	0	0
Total	****	****	****
0451310			
Vote Center	****	****	****
Vote by Mail	7 53.85%	7	0 0.00%
Remote	0	0	0
Total	7 43.75%	7	0 0.00%
0451317			
Vote Center	****	****	****
Vote by Mail	5 45.45%	5	0 0.00%
Remote	0	0	0
Total	5 41.67%	5	0 0.00%

Precinct	Times Cast	Registered Voters
0451401		
Vote Center	5	51
Vote by Mail	17	51
Remote	0	51
Total	22	51
0457000		
Vote Center	0	0
Vote by Mail	0	0
Remote	0	0
Total	0	0
0457102		
Vote Center		25
Vote by Mail		25
Remote		25
Total		25
0457109		
Vote Center	2	42
Vote by Mail	12	42
Remote	0	42
Total	14	42
0457113		
Vote Center		26
Vote by Mail		26
Remote		26
Total		26
0457114		
Vote Center	2	38
Vote by Mail	13	38
Remote	0	38
Total	15	38

Precinct	CHARLES BALLAY (LIB)	Total Votes	CHASE OLIVER Qualified Write In
0451401			
Vote Center	****	****	****
Vote by Mail	5 29.41%	5	0 0.00%
Remote	0	0	0
Total	7 31.82%	7	0 0.00%
0457000			
Vote Center	0	0	0
Vote by Mail	0	0	0
Remote	0	0	0
Total	0	0	0
0457102			
Vote Center	****	****	****
Vote by Mail	****	****	****
Remote	0	0	0
Total	****	****	****
0457109			
Vote Center	****	****	****
Vote by Mail	6 50.00%	6	0 0.00%
Remote	0	0	0
Total	6 42.86%	6	0 0.00%
0457113			
Vote Center	****	****	****
Vote by Mail	****	****	****
Remote	0	0	0
Total	****	****	****
0457114			
Vote Center	****	****	****
Vote by Mail	6 46.15%	6	0 0.00%
Remote	0	0	0
Total	6 40.00%	6	0 0.00%

Precinct	Times Cast	Registered Voters
0457117		
Vote Center		18
Vote by Mail		18
Remote		18
Total		18
0457119		
Vote Center		25
Vote by Mail		25
Remote		25
Total		25
0457122		
Vote Center	0	48
Vote by Mail	12	48
Remote	0	48
Total	12	48
0457187		
Vote Center		49
Vote by Mail		49
Remote		49
Total		49
0457189		
Vote Center		46
Vote by Mail		46
Remote		46
Total		46
0457192		
Vote Center	0	39
Vote by Mail	14	39
Remote	0	39
Total	14	39

Precinct	CHARLES BALLAY (LIB)	Total Votes	CHASE OLIVER Qualified Write In
0457117			
Vote Center	****	****	****
Vote by Mail	****	****	****
Remote	0	0	0
Total	****	****	****
0457119			
Vote Center	****	****	****
Vote by Mail	****	****	****
Remote	0	0	0
Total	****	****	****
0457122			
Vote Center	0	0	0
Vote by Mail	3 25.00%	3	0 0.00%
Remote	0	0	0
Total	3 25.00%	3	0 0.00%
0457187			
Vote Center	****	****	****
Vote by Mail	****	****	****
Remote	0	0	0
Total	****	****	****
0457189			
Vote Center	****	****	****
Vote by Mail	****	****	****
Remote	0	0	0
Total	****	****	****
0457192			
Vote Center	0	0	0
Vote by Mail	6 42.86%	6	0 0.00%
Remote	0	0	0
Total	6 42.86%	6	0 0.00%

Precinct	Times Cast	Registered Voters
0457195		
Vote Center		4
Vote by Mail		4
Remote		4
Total		4
0457197		
Vote Center	0	0
Vote by Mail	0	0
Remote	0	0
Total	0	0
0457203		
Vote Center	0	56
Vote by Mail	11	56
Remote	0	56
Total	11	56
0457211		
Vote Center		25
Vote by Mail		25
Remote		25
Total		25
0457313		
Vote Center	1	39
Vote by Mail	17	39
Remote	0	39
Total	18	39
0457315		
Vote Center	2	52
Vote by Mail	15	52
Remote	0	52
Total	17	52

Precinct	CHARLES BALLAY (LIB)	Total Votes	CHASE OLIVER Qualified Write In
0457195			
Vote Center	****	****	****
Vote by Mail	****	****	****
Remote	0	0	0
Total	****	****	****
0457197			
Vote Center	0	0	0
Vote by Mail	0	0	0
Remote	0	0	0
Total	0	0	0
0457203			
Vote Center	0	0	0
Vote by Mail	7 63.64%	7	0 0.00%
Remote	0	0	0
Total	7 63.64%	7	0 0.00%
0457211			
Vote Center	****	****	****
Vote by Mail	****	****	****
Remote	0	0	0
Total	****	****	****
0457313			
Vote Center	****	****	****
Vote by Mail	5 29.41%	5	0 0.00%
Remote	0	0	0
Total	6 33.33%	6	0 0.00%
0457315			
Vote Center	****	****	****
Vote by Mail	4 26.67%	4	0 0.00%
Remote	0	0	0
Total	4 23.53%	4	0 0.00%

Precinct	Times Cast	Registered Voters
0457399		
Vote Center		8
Vote by Mail		8
Remote		8
Total		8
0511258		
Vote Center	2	69
Vote by Mail	31	69
Remote	0	69
Total	33	69
0511579		
Vote Center	6	51
Vote by Mail	18	51
Remote	0	51
Total	24	51
0511601		
Vote Center	4	49
Vote by Mail	17	49
Remote	0	49
Total	21	49
0511605		
Vote Center	2	67
Vote by Mail	11	67
Remote	0	67
Total	13	67
0511611		
Vote Center	3	58
Vote by Mail	18	58
Remote	0	58
Total	21	58

Precinct	CHARLES BALLAY (LIB)	Total Votes	CHASE OLIVER Qualified Write In
0457399			
Vote Center			
Vote by Mail			
Remote			
Total			
0511258			
Vote Center	****	****	****
Vote by Mail	6 19.35%	6	0 0.00%
Remote	0	0	0
Total	6 18.18%	6	0 0.00%
0511579			
Vote Center	****	****	****
Vote by Mail	3 16.67%	3	0 0.00%
Remote	0	0	0
Total	4 16.67%	4	0 0.00%
0511601			
Vote Center	****	****	****
Vote by Mail	9 52.94%	9	0 0.00%
Remote	0	0	0
Total	11 52.38%	11	0 0.00%
0511605			
Vote Center	****	****	****
Vote by Mail	4 36.36%	4	0 0.00%
Remote	0	0	0
Total	5 38.46%	5	0 0.00%
0511611			
Vote Center	****	****	****
Vote by Mail	11 61.11%	11	0 0.00%
Remote	0	0	0
Total	12 57.14%	12	0 0.00%

Precinct	Times Cast	Registered Voters
0511618		
Vote Center	6	67
Vote by Mail	15	67
Remote	0	67
Total	21	67
0511702		
Vote Center		5
Vote by Mail		5
Remote		5
Total		5
0511926		
Vote Center	2	31
Vote by Mail	11	31
Remote	0	31
Total	13	31
0511951		
Vote Center		23
Vote by Mail		23
Remote		23
Total		23
0511956		
Vote Center		21
Vote by Mail		21
Remote		21
Total		21
0511965		
Vote Center		6
Vote by Mail		6
Remote		6
Total		6

Precinct	CHARLES BALLAY (LIB)	Total Votes	CHASE OLIVER Qualified Write In
0511618			
Vote Center	****	****	****
Vote by Mail	6 40.00%	6	0 0.00%
Remote	0	0	0
Total	8 38.10%	8	0 0.00%
0511702			
Vote Center	0	0	0
Vote by Mail	****	****	****
Remote	0	0	0
Total	****	****	****
0511926			
Vote Center	****	****	****
Vote by Mail	8 72.73%	8	0 0.00%
Remote	0	0	0
Total	8 61.54%	8	0 0.00%
0511951			
Vote Center	****	****	****
Vote by Mail	****	****	****
Remote	0	0	0
Total	****	****	****
0511956			
Vote Center	0	0	0
Vote by Mail	****	****	****
Remote	0	0	0
Total	****	****	****
0511965			
Vote Center			
Vote by Mail			
Remote			
Total			

Precinct	Times Cast	Registered Voters
0513001		
Vote Center	5	28
Vote by Mail	11	28
Remote	0	28
Total	16	28
0513002		
Vote Center	0	0
Vote by Mail	0	0
Remote	0	0
Total	0	0
0513003		
Vote Center	0	0
Vote by Mail	0	0
Remote	0	0
Total	0	0
0551241		
Vote Center	0	0
Vote by Mail	0	0
Remote	0	0
Total	0	0
0551251		
Vote Center		1
Vote by Mail		1
Remote		1
Total		1
0551267		
Vote Center	0	0
Vote by Mail	0	0
Remote	0	0
Total	0	0

Precinct	CHARLES BALLAY (LIB)	Total Votes	CHASE OLIVER Qualified Write In
0513001			
Vote Center	****	****	****
Vote by Mail	5 45.45%	6	1 9.09%
Remote	0	0	0
Total	8 50.00%	9	1 6.25%
0513002			
Vote Center	0	0	0
Vote by Mail	0	0	0
Remote	0	0	0
Total	0	0	0
0513003			
Vote Center	0	0	0
Vote by Mail	0	0	0
Remote	0	0	0
Total	0	0	0
0551241			
Vote Center	0	0	0
Vote by Mail	0	0	0
Remote	0	0	0
Total	0	0	0
0551251			
Vote Center	0	0	0
Vote by Mail	****	****	****
Remote	0	0	0
Total	****	****	****
0551267			
Vote Center	0	0	0
Vote by Mail	0	0	0
Remote	0	0	0
Total	0	0	0

Precinct	Times Cast	Registered Voters
0551301		
Vote Center	2	61
Vote by Mail	23	61
Remote	0	61
Total	25	61
0551341		
Vote Center	3	79
Vote by Mail	25	79
Remote	0	79
Total	28	79
0551347		
Vote Center	0	0
Vote by Mail	0	0
Remote	0	0
Total	0	0
0551375		
Vote Center		3
Vote by Mail		3
Remote		3
Total		3
0551382		
Vote Center	1	52
Vote by Mail	15	52
Remote	0	52
Total	16	52
0551418		
Vote Center		6
Vote by Mail		6
Remote		6
Total		6

Precinct	CHARLES BALLAY (LIB)	Total Votes	CHASE OLIVER Qualified Write In
0551301			
Vote Center	****	****	****
Vote by Mail	11 47.83%	12	1 4.35%
Remote	0	0	0
Total	12 48.00%	13	1 4.00%
0551341			
Vote Center	****	****	****
Vote by Mail	11 44.00%	11	0 0.00%
Remote	0	0	0
Total	12 42.86%	12	0 0.00%
0551347			
Vote Center	0	0	0
Vote by Mail	0	0	0
Remote	0	0	0
Total	0	0	0
0551375			
Vote Center			
Vote by Mail			
Remote			
Total			
0551382			
Vote Center	****	****	****
Vote by Mail	5 33.33%	5	0 0.00%
Remote	0	0	0
Total	5 31.25%	5	0 0.00%
0551418			
Vote Center	0	0	0
Vote by Mail	****	****	****
Remote	0	0	0
Total	****	****	****

Precinct	Times Cast	Registered Voters
0551429		
Vote Center		1
Vote by Mail		1
Remote		1
Total		1
0551473		
Vote Center		7
Vote by Mail		7
Remote		7
Total		7
0551476		
Vote Center		34
Vote by Mail		34
Remote		34
Total		34
0551501		
Vote Center		3
Vote by Mail		3
Remote		3
Total		3
0551503		
Vote Center	0	0
Vote by Mail	0	0
Remote	0	0
Total	0	0
0551504		
Vote Center	2	51
Vote by Mail	12	51
Remote	0	51
Total	14	51

Precinct	CHARLES BALLAY (LIB)	Total Votes	CHASE OLIVER Qualified Write In
0551429			
Vote Center			
Vote by Mail			
Remote			
Total			
0551473			
Vote Center	0	0	0
Vote by Mail	****	****	****
Remote	0	0	0
Total	****	****	****
0551476			
Vote Center	****	****	****
Vote by Mail	****	****	****
Remote	0	0	0
Total	****	****	****
0551501			
Vote Center			
Vote by Mail			
Remote			
Total			
0551503			
Vote Center	0	0	0
Vote by Mail	0	0	0
Remote	0	0	0
Total	0	0	0
0551504			
Vote Center	****	****	****
Vote by Mail	6 50.00%	6	0 0.00%
Remote	0	0	0
Total	8 57.14%	8	0 0.00%

Precinct	Times Cast	Registered Voters
0551507		
Vote Center	1	60
Vote by Mail	21	60
Remote	0	60
Total	22	60
0551537		
Vote Center	2	60
Vote by Mail	18	60
Remote	0	60
Total	20	60
0551553		
Vote Center	4	50
Vote by Mail	11	50
Remote	0	50
Total	15	50
0551564		
Vote Center		8
Vote by Mail		8
Remote		8
Total		8
0551574		
Vote Center		13
Vote by Mail		13
Remote		13
Total		13
0551585		
Vote Center		6
Vote by Mail		6
Remote		6
Total		6

Precinct	CHARLES BALLAY (LIB)	Total Votes	CHASE OLIVER Qualified Write In
0551507			
Vote Center	****	****	****
Vote by Mail	4 19.05%	4	0 0.00%
Remote	0	0	0
Total	4 18.18%	4	0 0.00%
0551537			
Vote Center	****	****	****
Vote by Mail	8 44.44%	8	0 0.00%
Remote	0	0	0
Total	10 50.00%	10	0 0.00%
0551553			
Vote Center	****	****	****
Vote by Mail	5 45.45%	5	0 0.00%
Remote	0	0	0
Total	6 40.00%	6	0 0.00%
0551564			
Vote Center	0	0	0
Vote by Mail	****	****	****
Remote	0	0	0
Total	****	****	****
0551574			
Vote Center	0	0	0
Vote by Mail	****	****	****
Remote	0	0	0
Total	****	****	****
0551585			
Vote Center	0	0	0
Vote by Mail	****	****	****
Remote	0	0	0
Total	****	****	****

Precinct	Times Cast	Registered Voters
0551591		
Vote Center	0	0
Vote by Mail	0	0
Remote	0	0
Total	0	0
0552001		
Vote Center		29
Vote by Mail		29
Remote		29
Total		29
0552003		
Vote Center		24
Vote by Mail		24
Remote		24
Total		24
0552005		
Vote Center	3	69
Vote by Mail	16	69
Remote	0	69
Total	19	69
0552012		
Vote Center	2	69
Vote by Mail	17	69
Remote	0	69
Total	19	69
0552019		
Vote Center		13
Vote by Mail		13
Remote		13
Total		13

Precinct	CHARLES BALLAY (LIB)	Total Votes	CHASE OLIVER Qualified Write In
0551591			
Vote Center	0	0	0
Vote by Mail	0	0	0
Remote	0	0	0
Total	0	0	0
0552001			
Vote Center	****	****	****
Vote by Mail	****	****	****
Remote	0	0	0
Total	****	****	****
0552003			
Vote Center	****	****	****
Vote by Mail	****	****	****
Remote	0	0	0
Total	****	****	****
0552005			
Vote Center	****	****	****
Vote by Mail	5 31.25%	5	0 0.00%
Remote	0	0	0
Total	6 31.58%	6	0 0.00%
0552012			
Vote Center	****	****	****
Vote by Mail	6 35.29%	6	0 0.00%
Remote	0	0	0
Total	7 36.84%	7	0 0.00%
0552019			
Vote Center	0	0	0
Vote by Mail	****	****	****
Remote	0	0	0
Total	****	****	****

Precinct	Times Cast	Registered Voters
0552020		
Vote Center		10
Vote by Mail		10
Remote		10
Total		10
0552023		
Vote Center	0	0
Vote by Mail	0	0
Remote	0	0
Total	0	0
0552028		
Vote Center	0	0
Vote by Mail	0	0
Remote	0	0
Total	0	0
Placer County - Total	1,580	5,299
Cumulative		
Cumulative		
Vote Center	0	0
Vote by Mail	0	0
Remote	0	0
Total	0	0
Cumulative - Total	0	0
County - Total	1,580	5,299

Precinct	CHARLES BALLAY (LIB)	Total Votes	CHASE OLIVER Qualified Write In
0552020			
Vote Center	0	0	0
Vote by Mail	****	****	****
Remote	0	0	0
Total	****	****	****
0552023			
Vote Center	0	0	0
Vote by Mail	0	0	0
Remote	0	0	0
Total	0	0	0
0552028			
Vote Center	0	0	0
Vote by Mail	0	0	0
Remote	0	0	0
Total	0	0	0
Placer County - Total	646 40.89%	657	11 0.70%
Cumulative			
Cumulative			
Vote Center	0	0	0
Vote by Mail	0	0	0
Remote	0	0	0
Total	0	0	0
Cumulative - Total	0	0	0
County - Total	646 40.89%	657	11 0.70%

President PFP (Vote for 1)

PFP **** - Insufficient Turnout to Protect Voter Privacy

Precinct	Times Cast	Registered Voters
County		
Placer County		
0131101		
Vote Center		3
Vote by Mail		3
Remote		3
Total		3
0151105		
Vote Center		7
Vote by Mail		7
Remote		7
Total		7
0151107		
Vote Center		5
Vote by Mail		5
Remote		5
Total		5
0157201		
Vote Center		11
Vote by Mail		11
Remote		11
Total		11
0157205		
Vote Center		3
Vote by Mail		3
Remote		3
Total		3

Precinct	CORNEL WEST (PFP)	JASMINE SHERMAN (PFP)
County		
Placer County		
0131101		
Vote Center	0	0
Vote by Mail	****	****
Remote	0	0
Total	****	****
0151105		
Vote Center	0	0
Vote by Mail	****	****
Remote	0	0
Total	****	****
0151107		
Vote Center	0	0
Vote by Mail	****	****
Remote	0	0
Total	****	****
0157201		
Vote Center	0	0
Vote by Mail	****	****
Remote	0	0
Total	****	****
0157205		
Vote Center		
Vote by Mail		
Remote		
Total		

Precinct	CLAUDIA DE LA CRUZ (PFP)		Total Votes
County			
Placer County			
0131101			
Vote Center	0		0
Vote by Mail	****	****	****
Remote	0		0
Total	****	****	****
0151105			
Vote Center	0		0
Vote by Mail	****	****	****
Remote	0		0
Total	****	****	****
0151107			
Vote Center	0		0
Vote by Mail	****	****	****
Remote	0		0
Total	****	****	****
0157201			
Vote Center	0		0
Vote by Mail	****	****	****
Remote	0		0
Total	****	****	****
0157205			
Vote Center			
Vote by Mail			
Remote			
Total			

Precinct	Times Cast	Registered Voters
0157213		
Vote Center		17
Vote by Mail		17
Remote		17
Total		17
0157217		
Vote Center		14
Vote by Mail		14
Remote		14
Total		14
0157218		
Vote Center		18
Vote by Mail		18
Remote		18
Total		18
0157226		
Vote Center		11
Vote by Mail		11
Remote		11
Total		11
0157306		
Vote Center		5
Vote by Mail		5
Remote		5
Total		5
0157311		
Vote Center		5
Vote by Mail		5
Remote		5
Total		5

Precinct	CORNEL WEST (PFP)		JASMINE SHERMAN (PFP)	
0157213				
Vote Center				
Vote by Mail				
Remote				
Total				
0157217				
Vote Center	0		0	
Vote by Mail	****	****	****	****
Remote	0		0	
Total	****	****	****	****
0157218				
Vote Center	****	****	****	****
Vote by Mail	****	****	****	****
Remote	0		0	
Total	****	****	****	****
0157226				
Vote Center	0		0	
Vote by Mail	****	****	****	****
Remote	0		0	
Total	****	****	****	****
0157306				
Vote Center	0		0	
Vote by Mail	****	****	****	****
Remote	0		0	
Total	****	****	****	****
0157311				
Vote Center	0		0	
Vote by Mail	****	****	****	****
Remote	0		0	
Total	****	****	****	****

Precinct	CLAUDIA DE LA CRUZ (PPF)		Total Votes
0157213			
Vote Center			
Vote by Mail			
Remote			
Total			
0157217			
Vote Center	0		0
Vote by Mail	****	****	****
Remote	0		0
Total	****	****	****
0157218			
Vote Center	****	****	****
Vote by Mail	****	****	****
Remote	0		0
Total	****	****	****
0157226			
Vote Center	0		0
Vote by Mail	****	****	****
Remote	0		0
Total	****	****	****
0157306			
Vote Center	0		0
Vote by Mail	****	****	****
Remote	0		0
Total	****	****	****
0157311			
Vote Center	0		0
Vote by Mail	****	****	****
Remote	0		0
Total	****	****	****

Precinct	Times Cast	Registered Voters
0157318		
Vote Center		6
Vote by Mail		6
Remote		6
Total		6
0157396		
Vote Center		10
Vote by Mail		10
Remote		10
Total		10
0157401		
Vote Center		1
Vote by Mail		1
Remote		1
Total		1
0157403		
Vote Center		6
Vote by Mail		6
Remote		6
Total		6
0157405		
Vote Center		4
Vote by Mail		4
Remote		4
Total		4
0157407		
Vote Center		12
Vote by Mail		12
Remote		12
Total		12

Precinct	CORNEL WEST (PFP)		JASMINE SHERMAN (PFP)	
0157318				
Vote Center	0		0	
Vote by Mail	****	****	****	****
Remote	0		0	
Total	****	****	****	****
0157396				
Vote Center				
Vote by Mail				
Remote				
Total				
0157401				
Vote Center				
Vote by Mail				
Remote				
Total				
0157403				
Vote Center	0		0	
Vote by Mail	0		0	
Remote	0		0	
Total	0		0	
0157405				
Vote Center	****	****	****	****
Vote by Mail	****	****	****	****
Remote	0		0	
Total	****	****	****	****
0157407				
Vote Center	0		0	
Vote by Mail	****	****	****	****
Remote	0		0	
Total	****	****	****	****

Precinct	CLAUDIA DE LA CRUZ (PFP)		Total Votes
0157318			
Vote Center	0		0
Vote by Mail	****	****	****
Remote	0		0
Total	****	****	****
0157396			
Vote Center			
Vote by Mail			
Remote			
Total			
0157401			
Vote Center			
Vote by Mail			
Remote			
Total			
0157403			
Vote Center	0		0
Vote by Mail	0		0
Remote	0		0
Total	0		0
0157405			
Vote Center	****	****	****
Vote by Mail	****	****	****
Remote	0		0
Total	****	****	****
0157407			
Vote Center	0		0
Vote by Mail	****	****	****
Remote	0		0
Total	****	****	****

Precinct	Times Cast	Registered Voters
0157408		
Vote Center		
Vote by Mail		
Remote		
Total		
0157409		
Vote Center		
Vote by Mail		
Remote		
Total		
0157412		
Vote Center		
Vote by Mail		
Remote		
Total		
0157414		
Vote Center		
Vote by Mail		
Remote		
Total		
0157415		
Vote Center		
Vote by Mail		
Remote		
Total		
0157502		
Vote Center		
Vote by Mail		
Remote		
Total		

Precinct	CORNEL WEST (PFP)	JASMINE SHERMAN (PFP)
0157408		
Vote Center		
Vote by Mail		
Remote		
Total		
0157409		
Vote Center		
Vote by Mail		
Remote		
Total		
0157412		
Vote Center	****	****
Vote by Mail	0	0
Remote	0	0
Total	****	****
0157414		
Vote Center	0	0
Vote by Mail	****	****
Remote	0	0
Total	****	****
0157415		
Vote Center	0	0
Vote by Mail	****	****
Remote	0	0
Total	****	****
0157502		
Vote Center	0	0
Vote by Mail	****	****
Remote	0	0
Total	****	****

Precinct	CLAUDIA DE LA CRUZ (PFP)		Total Votes
0157408			
Vote Center			
Vote by Mail			
Remote			
Total			
0157409			
Vote Center			
Vote by Mail			
Remote			
Total			
0157412			
Vote Center	****	****	****
Vote by Mail	0		0
Remote	0		0
Total	****	****	****
0157414			
Vote Center	0		0
Vote by Mail	****	****	****
Remote	0		0
Total	****	****	****
0157415			
Vote Center	0		0
Vote by Mail	****	****	****
Remote	0		0
Total	****	****	****
0157502			
Vote Center	0		0
Vote by Mail	****	****	****
Remote	0		0
Total	****	****	****

Precinct	Times Cast	Registered Voters
0157503		
Vote Center		
Vote by Mail		
Remote		
Total		
0157506		
Vote Center		18
Vote by Mail		18
Remote		18
Total		18
0231120		
Vote Center		3
Vote by Mail		3
Remote		3
Total		3
0231147		
Vote Center		2
Vote by Mail		2
Remote		2
Total		2
0234104		
Vote Center	0	0
Vote by Mail	0	0
Remote	0	0
Total	0	0
0251129		
Vote Center		1
Vote by Mail		1
Remote		1
Total		1

Precinct	CORNEL WEST (PFP)	JASMINE SHERMAN (PFP)
0157503		
Vote Center		
Vote by Mail		
Remote		
Total		
0157506		
Vote Center	0	0
Vote by Mail	****	****
Remote	0	0
Total	****	****
0231120		
Vote Center		
Vote by Mail		
Remote		
Total		
0231147		
Vote Center		
Vote by Mail		
Remote		
Total		
0234104		
Vote Center	0	0
Vote by Mail	0	0
Remote	0	0
Total	0	0
0251129		
Vote Center		
Vote by Mail		
Remote		
Total		

Precinct	CLAUDIA DE LA CRUZ (PFP)		Total Votes
0157503			
Vote Center			
Vote by Mail			
Remote			
Total			
0157506			
Vote Center	0		0
Vote by Mail	****	****	****
Remote	0		0
Total	****	****	****
0231120			
Vote Center			
Vote by Mail			
Remote			
Total			
0231147			
Vote Center			
Vote by Mail			
Remote			
Total			
0234104			
Vote Center	0		0
Vote by Mail	0		0
Remote	0		0
Total	0		0
0251129			
Vote Center			
Vote by Mail			
Remote			
Total			

Precinct	Times Cast	Registered Voters
0251167		
Vote Center	0	0
Vote by Mail	0	0
Remote	0	0
Total	0	0
0251250		
Vote Center	0	0
Vote by Mail	0	0
Remote	0	0
Total	0	0
0254000		
Vote Center	0	0
Vote by Mail	0	0
Remote	0	0
Total	0	0
0254101		
Vote Center		4
Vote by Mail		4
Remote		4
Total		4
0254103		
Vote Center		8
Vote by Mail		8
Remote		8
Total		8
0254194		
Vote Center		3
Vote by Mail		3
Remote		3
Total		3

Precinct	CORNEL WEST (PFP)		JASMINE SHERMAN (PFP)	
0251167				
Vote Center	0		0	
Vote by Mail	0		0	
Remote	0		0	
Total	0		0	
0251250				
Vote Center	0		0	
Vote by Mail	0		0	
Remote	0		0	
Total	0		0	
0254000				
Vote Center	0		0	
Vote by Mail	0		0	
Remote	0		0	
Total	0		0	
0254101				
Vote Center	****	****	****	****
Vote by Mail	****	****	****	****
Remote	0		0	
Total	****	****	****	****
0254103				
Vote Center	0		0	
Vote by Mail	****	****	****	****
Remote	0		0	
Total	****	****	****	****
0254194				
Vote Center	0		0	
Vote by Mail	****	****	****	****
Remote	0		0	
Total	****	****	****	****

Precinct	CLAUDIA DE LA CRUZ (PFP)		Total Votes
0251167			
Vote Center	0		0
Vote by Mail	0		0
Remote	0		0
Total	0		0
0251250			
Vote Center	0		0
Vote by Mail	0		0
Remote	0		0
Total	0		0
0254000			
Vote Center	0		0
Vote by Mail	0		0
Remote	0		0
Total	0		0
0254101			
Vote Center	****	****	****
Vote by Mail	****	****	****
Remote	0		0
Total	****	****	****
0254103			
Vote Center	0		0
Vote by Mail	****	****	****
Remote	0		0
Total	****	****	****
0254194			
Vote Center	0		0
Vote by Mail	****	****	****
Remote	0		0
Total	****	****	****

Precinct	Times Cast	Registered Voters
0254195		
Vote Center	0	0
Vote by Mail	0	0
Remote	0	0
Total	0	0
0254198		
Vote Center		5
Vote by Mail		5
Remote		5
Total		5
0254203		
Vote Center		25
Vote by Mail		25
Remote		25
Total		25
0254294		
Vote Center	0	0
Vote by Mail	0	0
Remote	0	0
Total	0	0
0254297		
Vote Center		20
Vote by Mail		20
Remote		20
Total		20
0254301		
Vote Center		5
Vote by Mail		5
Remote		5
Total		5

Precinct	CORNEL WEST (PFP)	JASMINE SHERMAN (PFP)
0254195		
Vote Center	0	0
Vote by Mail	0	0
Remote	0	0
Total	0	0
0254198		
Vote Center		
Vote by Mail		
Remote		
Total		
0254203		
Vote Center	0	0
Vote by Mail	****	****
Remote	0	0
Total	****	****
0254294		
Vote Center	0	0
Vote by Mail	0	0
Remote	0	0
Total	0	0
0254297		
Vote Center	0	0
Vote by Mail	****	****
Remote	0	0
Total	****	****
0254301		
Vote Center		
Vote by Mail		
Remote		
Total		

Precinct	CLAUDIA DE LA CRUZ (PFP)		Total Votes
0254195			
Vote Center	0		0
Vote by Mail	0		0
Remote	0		0
Total	0		0
0254198			
Vote Center			
Vote by Mail			
Remote			
Total			
0254203			
Vote Center	0		0
Vote by Mail	****	****	****
Remote	0		0
Total	****	****	****
0254294			
Vote Center	0		0
Vote by Mail	0		0
Remote	0		0
Total	0		0
0254297			
Vote Center	0		0
Vote by Mail	****	****	****
Remote	0		0
Total	****	****	****
0254301			
Vote Center			
Vote by Mail			
Remote			
Total			

Precinct	Times Cast	Registered Voters
0254304		
Vote Center		4
Vote by Mail		4
Remote		4
Total		4
0254306		
Vote Center		3
Vote by Mail		3
Remote		3
Total		3
0254307		
Vote Center		7
Vote by Mail		7
Remote		7
Total		7
0254401		
Vote Center		3
Vote by Mail		3
Remote		3
Total		3
0254404		
Vote Center	0	0
Vote by Mail	0	0
Remote	0	0
Total	0	0
0254409		
Vote Center		1
Vote by Mail		1
Remote		1
Total		1

Precinct	CORNEL WEST (PFP)		JASMINE SHERMAN (PFP)	
0254304				
Vote Center				
Vote by Mail				
Remote				
Total				
0254306				
Vote Center				
Vote by Mail				
Remote				
Total				
0254307				
Vote Center	0		0	
Vote by Mail	****	****	****	****
Remote	0		0	
Total	****	****	****	****
0254401				
Vote Center	0		0	
Vote by Mail	****	****	****	****
Remote	0		0	
Total	****	****	****	****
0254404				
Vote Center	0		0	
Vote by Mail	0		0	
Remote	0		0	
Total	0		0	
0254409				
Vote Center	0		0	
Vote by Mail	****	****	****	****
Remote	0		0	
Total	****	****	****	****

Precinct	CLAUDIA DE LA CRUZ (PFP)		Total Votes
0254304			
Vote Center			
Vote by Mail			
Remote			
Total			
0254306			
Vote Center			
Vote by Mail			
Remote			
Total			
0254307			
Vote Center	0		0
Vote by Mail	****	****	****
Remote	0		0
Total	****	****	****
0254401			
Vote Center	0		0
Vote by Mail	****	****	****
Remote	0		0
Total	****	****	****
0254404			
Vote Center	0		0
Vote by Mail	0		0
Remote	0		0
Total	0		0
0254409			
Vote Center	0		0
Vote by Mail	****	****	****
Remote	0		0
Total	****	****	****

Precinct	Times Cast	Registered Voters
0254495		
Vote Center	0	0
Vote by Mail	0	0
Remote	0	0
Total	0	0
0254497		
Vote Center		1
Vote by Mail		1
Remote		1
Total		1
0254498		
Vote Center		1
Vote by Mail		1
Remote		1
Total		1
0254501		
Vote Center		3
Vote by Mail		3
Remote		3
Total		3
0254503		
Vote Center		2
Vote by Mail		2
Remote		2
Total		2
0254504		
Vote Center		3
Vote by Mail		3
Remote		3
Total		3

Precinct	CORNEL WEST (PFP)		JASMINE SHERMAN (PFP)	
0254495				
Vote Center	0		0	
Vote by Mail	0		0	
Remote	0		0	
Total	0		0	
0254497				
Vote Center				
Vote by Mail				
Remote				
Total				
0254498				
Vote Center				
Vote by Mail				
Remote				
Total				
0254501				
Vote Center	****	****	****	****
Vote by Mail	0		0	
Remote	0		0	
Total	****	****	****	****
0254503				
Vote Center				
Vote by Mail				
Remote				
Total				
0254504				
Vote Center	0		0	
Vote by Mail	****	****	****	****
Remote	0		0	
Total	****	****	****	****

Precinct	CLAUDIA DE LA CRUZ (PFP)		Total Votes
0254495			
Vote Center	0		0
Vote by Mail	0		0
Remote	0		0
Total	0		0
0254497			
Vote Center			
Vote by Mail			
Remote			
Total			
0254498			
Vote Center			
Vote by Mail			
Remote			
Total			
0254501			
Vote Center	****	****	****
Vote by Mail	0		0
Remote	0		0
Total	****	****	****
0254503			
Vote Center			
Vote by Mail			
Remote			
Total			
0254504			
Vote Center	0		0
Vote by Mail	****	****	****
Remote	0		0
Total	****	****	****

Precinct	Times Cast	Registered Voters
0254507		
Vote Center		5
Vote by Mail		5
Remote		5
Total		5
0254598		
Vote Center	0	0
Vote by Mail	0	0
Remote	0	0
Total	0	0
0254599		
Vote Center		1
Vote by Mail		1
Remote		1
Total		1
0257501		
Vote Center		7
Vote by Mail		7
Remote		7
Total		7
0257511		
Vote Center		4
Vote by Mail		4
Remote		4
Total		4
0257513		
Vote Center		5
Vote by Mail		5
Remote		5
Total		5

Precinct	CORNEL WEST (PFP)	JASMINE SHERMAN (PFP)
0254507		
Vote Center		
Vote by Mail		
Remote		
Total		
0254598		
Vote Center	0	0
Vote by Mail	0	0
Remote	0	0
Total	0	0
0254599		
Vote Center	0	0
Vote by Mail	****	****
Remote	0	0
Total	****	****
0257501		
Vote Center	0	0
Vote by Mail	****	****
Remote	0	0
Total	****	****
0257511		
Vote Center		
Vote by Mail		
Remote		
Total		
0257513		
Vote Center	0	0
Vote by Mail	****	****
Remote	0	0
Total	****	****

Precinct	CLAUDIA DE LA CRUZ (PFP)		Total Votes
0254507			
Vote Center			
Vote by Mail			
Remote			
Total			
0254598			
Vote Center	0		0
Vote by Mail	0		0
Remote	0		0
Total	0		0
0254599			
Vote Center	0		0
Vote by Mail	****	****	****
Remote	0		0
Total	****	****	****
0257501			
Vote Center	0		0
Vote by Mail	****	****	****
Remote	0		0
Total	****	****	****
0257511			
Vote Center			
Vote by Mail			
Remote			
Total			
0257513			
Vote Center	0		0
Vote by Mail	****	****	****
Remote	0		0
Total	****	****	****

Precinct	Times Cast	Registered Voters
0257514		
Vote Center		1
Vote by Mail		1
Remote		1
Total		1
0257515		
Vote Center		9
Vote by Mail		9
Remote		9
Total		9
0257517		
Vote Center		9
Vote by Mail		9
Remote		9
Total		9
0257527		
Vote Center		7
Vote by Mail		7
Remote		7
Total		7
0257528		
Vote Center		8
Vote by Mail		8
Remote		8
Total		8
0257599		
Vote Center	0	0
Vote by Mail	0	0
Remote	0	0
Total	0	0

Precinct	CORNEL WEST (PFP)	JASMINE SHERMAN (PFP)
0257514		
Vote Center		
Vote by Mail		
Remote		
Total		
0257515		
Vote Center	****	****
Vote by Mail	****	****
Remote	0	0
Total	****	****
0257517		
Vote Center	0	0
Vote by Mail	****	****
Remote	0	0
Total	****	****
0257527		
Vote Center	0	0
Vote by Mail	****	****
Remote	0	0
Total	****	****
0257528		
Vote Center		
Vote by Mail		
Remote		
Total		
0257599		
Vote Center	0	0
Vote by Mail	0	0
Remote	0	0
Total	0	0

Precinct	CLAUDIA DE LA CRUZ (PFP)		Total Votes
0257514			
Vote Center			
Vote by Mail			
Remote			
Total			
0257515			
Vote Center	****	****	****
Vote by Mail	****	****	****
Remote	0		0
Total	****	****	****
0257517			
Vote Center	0		0
Vote by Mail	****	****	****
Remote	0		0
Total	****	****	****
0257527			
Vote Center	0		0
Vote by Mail	****	****	****
Remote	0		0
Total	****	****	****
0257528			
Vote Center			
Vote by Mail			
Remote			
Total			
0257599			
Vote Center	0		0
Vote by Mail	0		0
Remote	0		0
Total	0		0

Precinct	Times Cast	Registered Voters
0351144		
Vote Center	0	0
Vote by Mail	0	0
Remote	0	0
Total	0	0
0351219		
Vote Center		7
Vote by Mail		7
Remote		7
Total		7
0351286		
Vote Center	0	0
Vote by Mail	0	0
Remote	0	0
Total	0	0
0351320		
Vote Center		5
Vote by Mail		5
Remote		5
Total		5
0351416		
Vote Center	0	0
Vote by Mail	0	0
Remote	0	0
Total	0	0
0355001		
Vote Center		11
Vote by Mail		11
Remote		11
Total		11

Precinct	CORNEL WEST (PFP)		JASMINE SHERMAN (PFP)	
0351144				
Vote Center	0		0	
Vote by Mail	0		0	
Remote	0		0	
Total	0		0	
0351219				
Vote Center	0		0	
Vote by Mail	****	****	****	****
Remote	0		0	
Total	****	****	****	****
0351286				
Vote Center	0		0	
Vote by Mail	0		0	
Remote	0		0	
Total	0		0	
0351320				
Vote Center	****	****	****	****
Vote by Mail	****	****	****	****
Remote	0		0	
Total	****	****	****	****
0351416				
Vote Center	0		0	
Vote by Mail	0		0	
Remote	0		0	
Total	0		0	
0355001				
Vote Center	0		0	
Vote by Mail	****	****	****	****
Remote	0		0	
Total	****	****	****	****

Precinct	CLAUDIA DE LA CRUZ (PFP)		Total Votes
0351144			
Vote Center	0		0
Vote by Mail	0		0
Remote	0		0
Total	0		0
0351219			
Vote Center	0		0
Vote by Mail	****	****	****
Remote	0		0
Total	****	****	****
0351286			
Vote Center	0		0
Vote by Mail	0		0
Remote	0		0
Total	0		0
0351320			
Vote Center	****	****	****
Vote by Mail	****	****	****
Remote	0		0
Total	****	****	****
0351416			
Vote Center	0		0
Vote by Mail	0		0
Remote	0		0
Total	0		0
0355001			
Vote Center	0		0
Vote by Mail	****	****	****
Remote	0		0
Total	****	****	****

Precinct	Times Cast	Registered Voters
0355008		
Vote Center		4
Vote by Mail		4
Remote		4
Total		4
0356001		
Vote Center		10
Vote by Mail		10
Remote		10
Total		10
0356004		
Vote Center		10
Vote by Mail		10
Remote		10
Total		10
0356006		
Vote Center		1
Vote by Mail		1
Remote		1
Total		1
0356009		
Vote Center		6
Vote by Mail		6
Remote		6
Total		6
0356013		
Vote Center		12
Vote by Mail		12
Remote		12
Total		12

Precinct	CORNEL WEST (PFP)	JASMINE SHERMAN (PFP)
0355008		
Vote Center		
Vote by Mail		
Remote		
Total		
0356001		
Vote Center	0	0
Vote by Mail	****	****
Remote	0	0
Total	****	****
0356004		
Vote Center		
Vote by Mail		
Remote		
Total		
0356006		
Vote Center		
Vote by Mail		
Remote		
Total		
0356009		
Vote Center	0	0
Vote by Mail	****	****
Remote	0	0
Total	****	****
0356013		
Vote Center	0	0
Vote by Mail	****	****
Remote	0	0
Total	****	****

Precinct	CLAUDIA DE LA CRUZ (PFP)		Total Votes
0355008			
Vote Center			
Vote by Mail			
Remote			
Total			
0356001			
Vote Center	0		0
Vote by Mail	****	****	****
Remote	0		0
Total	****	****	****
0356004			
Vote Center			
Vote by Mail			
Remote			
Total			
0356006			
Vote Center			
Vote by Mail			
Remote			
Total			
0356009			
Vote Center	0		0
Vote by Mail	****	****	****
Remote	0		0
Total	****	****	****
0356013			
Vote Center	0		0
Vote by Mail	****	****	****
Remote	0		0
Total	****	****	****

Precinct	Times Cast	Registered Voters
0356015		
Vote Center		10
Vote by Mail		10
Remote		10
Total		10
0356017		
Vote Center		9
Vote by Mail		9
Remote		9
Total		9
0356018		
Vote Center		7
Vote by Mail		7
Remote		7
Total		7
0356019		
Vote Center		9
Vote by Mail		9
Remote		9
Total		9
0356021		
Vote Center		4
Vote by Mail		4
Remote		4
Total		4
0356029		
Vote Center		1
Vote by Mail		1
Remote		1
Total		1

Precinct	CORNEL WEST (PFP)	JASMINE SHERMAN (PFP)
0356015		
Vote Center		
Vote by Mail		
Remote		
Total		
0356017		
Vote Center	****	****
Vote by Mail	****	****
Remote	0	0
Total	****	****
0356018		
Vote Center	0	0
Vote by Mail	****	****
Remote	0	0
Total	****	****
0356019		
Vote Center	****	****
Vote by Mail	0	0
Remote	0	0
Total	****	****
0356021		
Vote Center		
Vote by Mail		
Remote		
Total		
0356029		
Vote Center		
Vote by Mail		
Remote		
Total		

Precinct	CLAUDIA DE LA CRUZ (PFP)		Total Votes
0356015			
Vote Center			
Vote by Mail			
Remote			
Total			
0356017			
Vote Center	****	****	****
Vote by Mail	****	****	****
Remote	0		0
Total	****	****	****
0356018			
Vote Center	0		0
Vote by Mail	****	****	****
Remote	0		0
Total	****	****	****
0356019			
Vote Center	****	****	****
Vote by Mail	0		0
Remote	0		0
Total	****	****	****
0356021			
Vote Center			
Vote by Mail			
Remote			
Total			
0356029			
Vote Center			
Vote by Mail			
Remote			
Total			

Precinct	Times Cast	Registered Voters
0356032		
Vote Center		1
Vote by Mail		1
Remote		1
Total		1
0356033		
Vote Center	0	0
Vote by Mail	0	0
Remote	0	0
Total	0	0
0356034		
Vote Center		9
Vote by Mail		9
Remote		9
Total		9
0356037		
Vote Center		4
Vote by Mail		4
Remote		4
Total		4
0356038		
Vote Center		9
Vote by Mail		9
Remote		9
Total		9
0356040		
Vote Center		5
Vote by Mail		5
Remote		5
Total		5

Precinct	CORNEL WEST (PFP)	JASMINE SHERMAN (PFP)
0356032		
Vote Center		
Vote by Mail		
Remote		
Total		
0356033		
Vote Center	0	0
Vote by Mail	0	0
Remote	0	0
Total	0	0
0356034		
Vote Center	0	0
Vote by Mail	****	****
Remote	0	0
Total	****	****
0356037		
Vote Center	****	****
Vote by Mail	0	0
Remote	0	0
Total	****	****
0356038		
Vote Center	****	****
Vote by Mail	****	****
Remote	0	0
Total	****	****
0356040		
Vote Center	0	0
Vote by Mail	****	****
Remote	0	0
Total	****	****

Precinct	CLAUDIA DE LA CRUZ (PFP)		Total Votes
0356032			
Vote Center			
Vote by Mail			
Remote			
Total			
0356033			
Vote Center	0		0
Vote by Mail	0		0
Remote	0		0
Total	0		0
0356034			
Vote Center	0		0
Vote by Mail	****	****	****
Remote	0		0
Total	****	****	****
0356037			
Vote Center	****	****	****
Vote by Mail	0		0
Remote	0		0
Total	****	****	****
0356038			
Vote Center	****	****	****
Vote by Mail	****	****	****
Remote	0		0
Total	****	****	****
0356040			
Vote Center	0		0
Vote by Mail	****	****	****
Remote	0		0
Total	****	****	****

Precinct	Times Cast	Registered Voters
0356043		
Vote Center		3
Vote by Mail		3
Remote		3
Total		3
0356047		
Vote Center	0	0
Vote by Mail	0	0
Remote	0	0
Total	0	0
0356048		
Vote Center		6
Vote by Mail		6
Remote		6
Total		6
0356049		
Vote Center		5
Vote by Mail		5
Remote		5
Total		5
0356050		
Vote Center		8
Vote by Mail		8
Remote		8
Total		8
0356052		
Vote Center	0	0
Vote by Mail	0	0
Remote	0	0
Total	0	0

Precinct	CORNEL WEST (PFP)	JASMINE SHERMAN (PFP)
0356043		
Vote Center		
Vote by Mail		
Remote		
Total		
0356047		
Vote Center	0	0
Vote by Mail	0	0
Remote	0	0
Total	0	0
0356048		
Vote Center	****	****
Vote by Mail	****	****
Remote	0	0
Total	****	****
0356049		
Vote Center	0	0
Vote by Mail	****	****
Remote	0	0
Total	****	****
0356050		
Vote Center		
Vote by Mail		
Remote		
Total		
0356052		
Vote Center	0	0
Vote by Mail	0	0
Remote	0	0
Total	0	0

Precinct	CLAUDIA DE LA CRUZ (PFP)		Total Votes
0356043			
Vote Center			
Vote by Mail			
Remote			
Total			
0356047			
Vote Center	0		0
Vote by Mail	0		0
Remote	0		0
Total	0		0
0356048			
Vote Center	****	****	****
Vote by Mail	****	****	****
Remote	0		0
Total	****	****	****
0356049			
Vote Center	0		0
Vote by Mail	****	****	****
Remote	0		0
Total	****	****	****
0356050			
Vote Center			
Vote by Mail			
Remote			
Total			
0356052			
Vote Center	0		0
Vote by Mail	0		0
Remote	0		0
Total	0		0

Precinct	Times Cast	Registered Voters
0356058		
Vote Center	0	0
Vote by Mail	0	0
Remote	0	0
Total	0	0
0451110		
Vote Center		3
Vote by Mail		3
Remote		3
Total		3
0451114		
Vote Center	0	0
Vote by Mail	0	0
Remote	0	0
Total	0	0
0451116		
Vote Center		1
Vote by Mail		1
Remote		1
Total		1
0451201		
Vote Center		1
Vote by Mail		1
Remote		1
Total		1
0451205		
Vote Center		3
Vote by Mail		3
Remote		3
Total		3

Precinct	CORNEL WEST (PFP)	JASMINE SHERMAN (PFP)
0356058		
Vote Center	0	0
Vote by Mail	0	0
Remote	0	0
Total	0	0
0451110		
Vote Center		
Vote by Mail		
Remote		
Total		
0451114		
Vote Center	0	0
Vote by Mail	0	0
Remote	0	0
Total	0	0
0451116		
Vote Center		
Vote by Mail		
Remote		
Total		
0451201		
Vote Center		
Vote by Mail		
Remote		
Total		
0451205		
Vote Center		
Vote by Mail		
Remote		
Total		

Precinct	CLAUDIA DE LA CRUZ (PFP)	Total Votes
0356058		
Vote Center	0	0
Vote by Mail	0	0
Remote	0	0
Total	0	0
0451110		
Vote Center		
Vote by Mail		
Remote		
Total		
0451114		
Vote Center	0	0
Vote by Mail	0	0
Remote	0	0
Total	0	0
0451116		
Vote Center		
Vote by Mail		
Remote		
Total		
0451201		
Vote Center		
Vote by Mail		
Remote		
Total		
0451205		
Vote Center		
Vote by Mail		
Remote		
Total		

Precinct	Times Cast	Registered Voters
0451207		
Vote Center		5
Vote by Mail		5
Remote		5
Total		5
0451209		
Vote Center		5
Vote by Mail		5
Remote		5
Total		5
0451301		
Vote Center	0	0
Vote by Mail	0	0
Remote	0	0
Total	0	0
0451302		
Vote Center		3
Vote by Mail		3
Remote		3
Total		3
0451310		
Vote Center		3
Vote by Mail		3
Remote		3
Total		3
0451317		
Vote Center		4
Vote by Mail		4
Remote		4
Total		4

Precinct	CORNEL WEST (PFP)	JASMINE SHERMAN (PFP)
0451207		
Vote Center		
Vote by Mail		
Remote		
Total		
0451209		
Vote Center		
Vote by Mail		
Remote		
Total		
0451301		
Vote Center	0	0
Vote by Mail	0	0
Remote	0	0
Total	0	0
0451302		
Vote Center		
Vote by Mail		
Remote		
Total		
0451310		
Vote Center		
Vote by Mail		
Remote		
Total		
0451317		
Vote Center		
Vote by Mail		
Remote		
Total		

Precinct	CLAUDIA DE LA CRUZ (PFP)	Total Votes
0451207		
Vote Center		
Vote by Mail		
Remote		
Total		
0451209		
Vote Center		
Vote by Mail		
Remote		
Total		
0451301		
Vote Center	0	0
Vote by Mail	0	0
Remote	0	0
Total	0	0
0451302		
Vote Center		
Vote by Mail		
Remote		
Total		
0451310		
Vote Center		
Vote by Mail		
Remote		
Total		
0451317		
Vote Center		
Vote by Mail		
Remote		
Total		

Precinct	Times Cast	Registered Voters
0451401		
Vote Center		7
Vote by Mail		7
Remote		7
Total		7
0457000		
Vote Center	0	0
Vote by Mail	0	0
Remote	0	0
Total	0	0
0457102		
Vote Center		6
Vote by Mail		6
Remote		6
Total		6
0457109		
Vote Center		7
Vote by Mail		7
Remote		7
Total		7
0457113		
Vote Center		6
Vote by Mail		6
Remote		6
Total		6
0457114		
Vote Center		4
Vote by Mail		4
Remote		4
Total		4

Precinct	CORNEL WEST (PFP)		JASMINE SHERMAN (PFP)	
0451401				
Vote Center	0		0	
Vote by Mail	****	****	****	****
Remote	0		0	
Total	****	****	****	****
0457000				
Vote Center	0		0	
Vote by Mail	0		0	
Remote	0		0	
Total	0		0	
0457102				
Vote Center	0		0	
Vote by Mail	****	****	****	****
Remote	0		0	
Total	****	****	****	****
0457109				
Vote Center	****	****	****	****
Vote by Mail	0		0	
Remote	0		0	
Total	****	****	****	****
0457113				
Vote Center	0		0	
Vote by Mail	****	****	****	****
Remote	0		0	
Total	****	****	****	****
0457114				
Vote Center	0		0	
Vote by Mail	****	****	****	****
Remote	0		0	
Total	****	****	****	****

Precinct	CLAUDIA DE LA CRUZ (PFP)		Total Votes
0451401			
Vote Center	0		0
Vote by Mail	****	****	****
Remote	0		0
Total	****	****	****
0457000			
Vote Center	0		0
Vote by Mail	0		0
Remote	0		0
Total	0		0
0457102			
Vote Center	0		0
Vote by Mail	****	****	****
Remote	0		0
Total	****	****	****
0457109			
Vote Center	****	****	****
Vote by Mail	0		0
Remote	0		0
Total	****	****	****
0457113			
Vote Center	0		0
Vote by Mail	****	****	****
Remote	0		0
Total	****	****	****
0457114			
Vote Center	0		0
Vote by Mail	****	****	****
Remote	0		0
Total	****	****	****

Precinct	Times Cast	Registered Voters
0457117		
Vote Center		5
Vote by Mail		5
Remote		5
Total		5
0457119		
Vote Center		4
Vote by Mail		4
Remote		4
Total		4
0457122		
Vote Center		9
Vote by Mail		9
Remote		9
Total		9
0457187		
Vote Center		6
Vote by Mail		6
Remote		6
Total		6
0457189		
Vote Center		10
Vote by Mail		10
Remote		10
Total		10
0457192		
Vote Center		3
Vote by Mail		3
Remote		3
Total		3

Precinct	CORNEL WEST (PFP)		JASMINE SHERMAN (PFP)	
0457117				
Vote Center	0		0	
Vote by Mail	****	****	****	****
Remote	0		0	
Total	****	****	****	****
0457119				
Vote Center				
Vote by Mail				
Remote				
Total				
0457122				
Vote Center	0		0	
Vote by Mail	****	****	****	****
Remote	0		0	
Total	****	****	****	****
0457187				
Vote Center				
Vote by Mail				
Remote				
Total				
0457189				
Vote Center	****	****	****	****
Vote by Mail	****	****	****	****
Remote	0		0	
Total	****	****	****	****
0457192				
Vote Center	0		0	
Vote by Mail	****	****	****	****
Remote	0		0	
Total	****	****	****	****

Precinct	CLAUDIA DE LA CRUZ (PFP)		Total Votes
0457117			
Vote Center	0		0
Vote by Mail	****	****	****
Remote	0		0
Total	****	****	****
0457119			
Vote Center			
Vote by Mail			
Remote			
Total			
0457122			
Vote Center	0		0
Vote by Mail	****	****	****
Remote	0		0
Total	****	****	****
0457187			
Vote Center			
Vote by Mail			
Remote			
Total			
0457189			
Vote Center	****	****	****
Vote by Mail	****	****	****
Remote	0		0
Total	****	****	****
0457192			
Vote Center	0		0
Vote by Mail	****	****	****
Remote	0		0
Total	****	****	****

Precinct	Times Cast	Registered Voters
0457195		
Vote Center		1
Vote by Mail		1
Remote		1
Total		1
0457197		
Vote Center	0	0
Vote by Mail	0	0
Remote	0	0
Total	0	0
0457203		
Vote Center		14
Vote by Mail		14
Remote		14
Total		14
0457211		
Vote Center		3
Vote by Mail		3
Remote		3
Total		3
0457313		
Vote Center		16
Vote by Mail		16
Remote		16
Total		16
0457315		
Vote Center		8
Vote by Mail		8
Remote		8
Total		8

Precinct	CORNEL WEST (PFP)		JASMINE SHERMAN (PFP)	
0457195				
Vote Center	0		0	
Vote by Mail	****	****	****	****
Remote	0		0	
Total	****	****	****	****
0457197				
Vote Center	0		0	
Vote by Mail	0		0	
Remote	0		0	
Total	0		0	
0457203				
Vote Center	0		0	
Vote by Mail	****	****	****	****
Remote	0		0	
Total	****	****	****	****
0457211				
Vote Center				
Vote by Mail				
Remote				
Total				
0457313				
Vote Center	0		0	
Vote by Mail	****	****	****	****
Remote	0		0	
Total	****	****	****	****
0457315				
Vote Center	0		0	
Vote by Mail	****	****	****	****
Remote	0		0	
Total	****	****	****	****

Precinct	CLAUDIA DE LA CRUZ (PFP)		Total Votes
0457195			
Vote Center	0		0
Vote by Mail	****	****	****
Remote	0		0
Total	****	****	****
0457197			
Vote Center	0		0
Vote by Mail	0		0
Remote	0		0
Total	0		0
0457203			
Vote Center	0		0
Vote by Mail	****	****	****
Remote	0		0
Total	****	****	****
0457211			
Vote Center			
Vote by Mail			
Remote			
Total			
0457313			
Vote Center	0		0
Vote by Mail	****	****	****
Remote	0		0
Total	****	****	****
0457315			
Vote Center	0		0
Vote by Mail	****	****	****
Remote	0		0
Total	****	****	****

Precinct	Times Cast	Registered Voters
0457399		
Vote Center		1
Vote by Mail		1
Remote		1
Total		1
0511258		
Vote Center		17
Vote by Mail		17
Remote		17
Total		17
0511579		
Vote Center		3
Vote by Mail		3
Remote		3
Total		3
0511601		
Vote Center		8
Vote by Mail		8
Remote		8
Total		8
0511605		
Vote Center		15
Vote by Mail		15
Remote		15
Total		15
0511611		
Vote Center		9
Vote by Mail		9
Remote		9
Total		9

Precinct	CORNEL WEST (PFP)	JASMINE SHERMAN (PFP)
0457399		
Vote Center		
Vote by Mail		
Remote		
Total		
0511258		
Vote Center	0	0
Vote by Mail	****	****
Remote	0	0
Total	****	****
0511579		
Vote Center	0	0
Vote by Mail	****	****
Remote	0	0
Total	****	****
0511601		
Vote Center	0	0
Vote by Mail	****	****
Remote	0	0
Total	****	****
0511605		
Vote Center	0	0
Vote by Mail	****	****
Remote	0	0
Total	****	****
0511611		
Vote Center	0	0
Vote by Mail	****	****
Remote	0	0
Total	****	****

Precinct	CLAUDIA DE LA CRUZ (PFP)		Total Votes
0457399			
Vote Center			
Vote by Mail			
Remote			
Total			
0511258			
Vote Center	0		0
Vote by Mail	****	****	****
Remote	0		0
Total	****	****	****
0511579			
Vote Center	0		0
Vote by Mail	****	****	****
Remote	0		0
Total	****	****	****
0511601			
Vote Center	0		0
Vote by Mail	****	****	****
Remote	0		0
Total	****	****	****
0511605			
Vote Center	0		0
Vote by Mail	****	****	****
Remote	0		0
Total	****	****	****
0511611			
Vote Center	0		0
Vote by Mail	****	****	****
Remote	0		0
Total	****	****	****

Precinct	Times Cast	Registered Voters
0511618		
Vote Center		13
Vote by Mail		13
Remote		13
Total		13
0511702		
Vote Center	0	0
Vote by Mail	0	0
Remote	0	0
Total	0	0
0511926		
Vote Center		7
Vote by Mail		7
Remote		7
Total		7
0511951		
Vote Center		16
Vote by Mail		16
Remote		16
Total		16
0511956		
Vote Center		4
Vote by Mail		4
Remote		4
Total		4
0511965		
Vote Center		1
Vote by Mail		1
Remote		1
Total		1

Precinct	CORNEL WEST (PFP)		JASMINE SHERMAN (PFP)	
0511618				
Vote Center	****	****	****	****
Vote by Mail	****	****	****	****
Remote	0		0	
Total	****	****	****	****
0511702				
Vote Center	0		0	
Vote by Mail	0		0	
Remote	0		0	
Total	0		0	
0511926				
Vote Center	0		0	
Vote by Mail	****	****	****	****
Remote	0		0	
Total	****	****	****	****
0511951				
Vote Center	0		0	
Vote by Mail	****	****	****	****
Remote	0		0	
Total	****	****	****	****
0511956				
Vote Center				
Vote by Mail				
Remote				
Total				
0511965				
Vote Center				
Vote by Mail				
Remote				
Total				

Precinct	CLAUDIA DE LA CRUZ (PFP)		Total Votes
0511618			
Vote Center	****	****	****
Vote by Mail	****	****	****
Remote	0		0
Total	****	****	****
0511702			
Vote Center	0		0
Vote by Mail	0		0
Remote	0		0
Total	0		0
0511926			
Vote Center	0		0
Vote by Mail	****	****	****
Remote	0		0
Total	****	****	****
0511951			
Vote Center	0		0
Vote by Mail	****	****	****
Remote	0		0
Total	****	****	****
0511956			
Vote Center			
Vote by Mail			
Remote			
Total			
0511965			
Vote Center			
Vote by Mail			
Remote			
Total			

Precinct	Times Cast	Registered Voters
0513001	[REDACTED]	
Vote Center		7
Vote by Mail		7
Remote		7
Total		7
0513002		
Vote Center	0	0
Vote by Mail	0	0
Remote	0	0
Total	0	0
0513003		
Vote Center	0	0
Vote by Mail	0	0
Remote	0	0
Total	0	0
0551241		
Vote Center	0	0
Vote by Mail	0	0
Remote	0	0
Total	0	0
0551251		
Vote Center	0	0
Vote by Mail	0	0
Remote	0	0
Total	0	0
0551267		
Vote Center	0	0
Vote by Mail	0	0
Remote	0	0
Total	0	0


Precinct	CORNEL WEST (PFP)	JASMINE SHERMAN (PFP)
0513001		
Vote Center	****	****
Vote by Mail	****	****
Remote	0	0
Total	****	****
0513002		
Vote Center	0	0
Vote by Mail	0	0
Remote	0	0
Total	0	0
0513003		
Vote Center	0	0
Vote by Mail	0	0
Remote	0	0
Total	0	0
0551241		
Vote Center	0	0
Vote by Mail	0	0
Remote	0	0
Total	0	0
0551251		
Vote Center	0	0
Vote by Mail	0	0
Remote	0	0
Total	0	0
0551267		
Vote Center	0	0
Vote by Mail	0	0
Remote	0	0
Total	0	0

Precinct	CLAUDIA DE LA CRUZ (PFP)		Total Votes
0513001			
Vote Center	****	****	****
Vote by Mail	****	****	****
Remote	0		0
Total	****	****	****
0513002			
Vote Center	0		0
Vote by Mail	0		0
Remote	0		0
Total	0		0
0513003			
Vote Center	0		0
Vote by Mail	0		0
Remote	0		0
Total	0		0
0551241			
Vote Center	0		0
Vote by Mail	0		0
Remote	0		0
Total	0		0
0551251			
Vote Center	0		0
Vote by Mail	0		0
Remote	0		0
Total	0		0
0551267			
Vote Center	0		0
Vote by Mail	0		0
Remote	0		0
Total	0		0

Precinct	Times Cast	Registered Voters
0551301		
Vote Center		3
Vote by Mail		3
Remote		3
Total		3
0551341		
Vote Center		8
Vote by Mail		8
Remote		8
Total		8
0551347		
Vote Center	0	0
Vote by Mail	0	0
Remote	0	0
Total	0	0
0551375		
Vote Center	0	0
Vote by Mail	0	0
Remote	0	0
Total	0	0
0551382		
Vote Center		12
Vote by Mail		12
Remote		12
Total		12
0551418		
Vote Center		1
Vote by Mail		1
Remote		1
Total		1

Precinct	CORNEL WEST (PFP)		JASMINE SHERMAN (PFP)	
0551301				
Vote Center	0		0	
Vote by Mail	****	****	****	****
Remote	0		0	
Total	****	****	****	****
0551341				
Vote Center	****	****	****	****
Vote by Mail	****	****	****	****
Remote	0		0	
Total	****	****	****	****
0551347				
Vote Center	0		0	
Vote by Mail	0		0	
Remote	0		0	
Total	0		0	
0551375				
Vote Center	0		0	
Vote by Mail	0		0	
Remote	0		0	
Total	0		0	
0551382				
Vote Center	0		0	
Vote by Mail	****	****	****	****
Remote	0		0	
Total	****	****	****	****
0551418				
Vote Center				
Vote by Mail				
Remote				
Total				

Precinct	CLAUDIA DE LA CRUZ (PFP)		Total Votes
0551301			
Vote Center	0		0
Vote by Mail	****	****	****
Remote	0		0
Total	****	****	****
0551341			
Vote Center	****	****	****
Vote by Mail	****	****	****
Remote	0		0
Total	****	****	****
0551347			
Vote Center	0		0
Vote by Mail	0		0
Remote	0		0
Total	0		0
0551375			
Vote Center	0		0
Vote by Mail	0		0
Remote	0		0
Total	0		0
0551382			
Vote Center	0		0
Vote by Mail	****	****	****
Remote	0		0
Total	****	****	****
0551418			
Vote Center			
Vote by Mail			
Remote			
Total			



Precinct	Times Cast	Registered Voters
0551429		
Vote Center		1
Vote by Mail		1
Remote		1
Total		1
0551473		
Vote Center		2
Vote by Mail		2
Remote		2
Total		2
0551476		
Vote Center		6
Vote by Mail		6
Remote		6
Total		6
0551501		
Vote Center		1
Vote by Mail		1
Remote		1
Total		1
0551503		
Vote Center	0	0
Vote by Mail	0	0
Remote	0	0
Total	0	0
0551504		
Vote Center		9
Vote by Mail		9
Remote		9
Total		9

Precinct	CORNEL WEST (PFP)		JASMINE SHERMAN (PFP)	
0551429				
Vote Center				
Vote by Mail				
Remote				
Total				
0551473				
Vote Center	0		0	
Vote by Mail	****	****	****	****
Remote	0		0	
Total	****	****	****	****
0551476				
Vote Center	0		0	
Vote by Mail	****	****	****	****
Remote	0		0	
Total	****	****	****	****
0551501				
Vote Center				
Vote by Mail				
Remote				
Total				
0551503				
Vote Center	0		0	
Vote by Mail	0		0	
Remote	0		0	
Total	0		0	
0551504				
Vote Center	0		0	
Vote by Mail	****	****	****	****
Remote	0		0	
Total	****	****	****	****

Precinct	CLAUDIA DE LA CRUZ (PFP)		Total Votes
0551429			
Vote Center			
Vote by Mail			
Remote			
Total			
0551473			
Vote Center	0		0
Vote by Mail	****	****	****
Remote	0		0
Total	****	****	****
0551476			
Vote Center	0		0
Vote by Mail	****	****	****
Remote	0		0
Total	****	****	****
0551501			
Vote Center			
Vote by Mail			
Remote			
Total			
0551503			
Vote Center	0		0
Vote by Mail	0		0
Remote	0		0
Total	0		0
0551504			
Vote Center	0		0
Vote by Mail	****	****	****
Remote	0		0
Total	****	****	****

Precinct	Times Cast	Registered Voters
0551507		
Vote Center		12
Vote by Mail		12
Remote		12
Total		12
0551537		
Vote Center		11
Vote by Mail		11
Remote		11
Total		11
0551553		
Vote Center		6
Vote by Mail		6
Remote		6
Total		6
0551564		
Vote Center		4
Vote by Mail		4
Remote		4
Total		4
0551574		
Vote Center		4
Vote by Mail		4
Remote		4
Total		4
0551585		
Vote Center		2
Vote by Mail		2
Remote		2
Total		2

Precinct	CORNEL WEST (PFP)	JASMINE SHERMAN (PFP)
0551507		
Vote Center	0	0
Vote by Mail	****	****
Remote	0	0
Total	****	****
0551537		
Vote Center	0	0
Vote by Mail	****	****
Remote	0	0
Total	****	****
0551553		
Vote Center		
Vote by Mail		
Remote		
Total		
0551564		
Vote Center	0	0
Vote by Mail	****	****
Remote	0	0
Total	****	****
0551574		
Vote Center		
Vote by Mail		
Remote		
Total		
0551585		
Vote Center		
Vote by Mail		
Remote		
Total		

Precinct	CLAUDIA DE LA CRUZ (PFP)		Total Votes
0551507			
Vote Center	0		0
Vote by Mail	****	****	****
Remote	0		0
Total	****	****	****
0551537			
Vote Center	0		0
Vote by Mail	****	****	****
Remote	0		0
Total	****	****	****
0551553			
Vote Center			
Vote by Mail			
Remote			
Total			
0551564			
Vote Center	0		0
Vote by Mail	****	****	****
Remote	0		0
Total	****	****	****
0551574			
Vote Center			
Vote by Mail			
Remote			
Total			
0551585			
Vote Center			
Vote by Mail			
Remote			
Total			

Precinct	Times Cast	Registered Voters
0551591		
Vote Center	0	0
Vote by Mail	0	0
Remote	0	0
Total	0	0
0552001		
Vote Center		1
Vote by Mail		1
Remote		1
Total		1
0552003		
Vote Center		8
Vote by Mail		8
Remote		8
Total		8
0552005		
Vote Center		10
Vote by Mail		10
Remote		10
Total		10
0552012		
Vote Center		13
Vote by Mail		13
Remote		13
Total		13
0552019		
Vote Center		2
Vote by Mail		2
Remote		2
Total		2

Precinct	CORNEL WEST (PFP)	JASMINE SHERMAN (PFP)
0551591		
Vote Center	0	0
Vote by Mail	0	0
Remote	0	0
Total	0	0
0552001		
Vote Center		
Vote by Mail		
Remote		
Total		
0552003		
Vote Center	0	0
Vote by Mail	****	****
Remote	0	0
Total	****	****
0552005		
Vote Center		
Vote by Mail		
Remote		
Total		
0552012		
Vote Center	0	0
Vote by Mail	****	****
Remote	0	0
Total	****	****
0552019		
Vote Center	0	0
Vote by Mail	****	****
Remote	0	0
Total	****	****

Precinct	CLAUDIA DE LA CRUZ (PFP)		Total Votes
0551591			
Vote Center	0		0
Vote by Mail	0		0
Remote	0		0
Total	0		0
0552001			
Vote Center			
Vote by Mail			
Remote			
Total			
0552003			
Vote Center	0		0
Vote by Mail	****	****	****
Remote	0		0
Total	****	****	****
0552005			
Vote Center			
Vote by Mail			
Remote			
Total			
0552012			
Vote Center	0		0
Vote by Mail	****	****	****
Remote	0		0
Total	****	****	****
0552019			
Vote Center	0		0
Vote by Mail	****	****	****
Remote	0		0
Total	****	****	****

Precinct	Times Cast	Registered Voters
0552020		
Vote Center		3
Vote by Mail		3
Remote		3
Total		3
0552023		
Vote Center	0	0
Vote by Mail	0	0
Remote	0	0
Total	0	0
0552028		
Vote Center	0	0
Vote by Mail	0	0
Remote	0	0
Total	0	0
Placer County - Total	155	870
Cumulative		
Cumulative		
Vote Center	0	0
Vote by Mail	0	0
Remote	0	0
Total	0	0
Cumulative - Total	0	0
County - Total	155	870

Precinct	CORNEL WEST (PFP)		JASMINE SHERMAN (PFP)	
0552020				
Vote Center	0		0	
Vote by Mail	****	****	****	****
Remote	0		0	
Total	****	****	****	****
0552023				
Vote Center	0		0	
Vote by Mail	0		0	
Remote	0		0	
Total	0		0	
0552028				
Vote Center	0		0	
Vote by Mail	0		0	
Remote	0		0	
Total	0		0	
Placer County - Total	42	27.10%	21	13.55%
Cumulative				
Cumulative				
Vote Center	0		0	
Vote by Mail	0		0	
Remote	0		0	
Total	0		0	
Cumulative - Total	0		0	
County - Total	42	27.10%	21	13.55%

Precinct	CLAUDIA DE LA CRUZ (PFP)		Total Votes
0552020			
Vote Center	0		0
Vote by Mail	****	****	****
Remote	0		0
Total	****	****	****
0552023			
Vote Center	0		0
Vote by Mail	0		0
Remote	0		0
Total	0		0
0552028			
Vote Center	0		0
Vote by Mail	0		0
Remote	0		0
Total	0		0
Placer County - Total	35	22.58%	98
Cumulative			
Cumulative			
Vote Center	0		0
Vote by Mail	0		0
Remote	0		0
Total	0		0
Cumulative - Total	0		0
County - Total	35	22.58%	98

REPUBLICAN CENTRAL COMMITTEE 1ST REP (Vote for 7)

REP **** - Insufficient Turnout to Protect Voter Privacy

Precinct		Times Cast	Registered Voters
County			
Placer County			
0131101			
Vote Center		35	590
Vote by Mail		318	590
Remote		0	590
Total		353	590
0151105			
Vote Center		51	586
Vote by Mail		286	586
Remote		0	586
Total		337	586
0151107			
Vote Center		75	930
Vote by Mail		466	930
Remote		0	930
Total		541	930
0157201			
Vote Center		54	650
Vote by Mail		258	650
Remote		0	650
Total		312	650
0157205			
Vote Center		75	884
Vote by Mail		422	884
Remote		0	884
Total		497	884

Precinct		HEIDI HALL (REP)		TOM HUDSON (REP)	
County					
Placer County					
0131101					
Vote Center		14	5.71%	11	4.49%
Vote by Mail		97	4.36%	126	5.66%
Remote		0		0	
Total		111	4.49%	137	5.54%
0151105					
Vote Center		20	5.60%	21	5.88%
Vote by Mail		101	5.04%	92	4.60%
Remote		0		0	
Total		121	5.13%	113	4.79%
0151107					
Vote Center		27	5.14%	24	4.57%
Vote by Mail		123	3.77%	145	4.45%
Remote		0		0	
Total		150	3.96%	169	4.46%
0157201					
Vote Center		20	5.29%	15	3.97%
Vote by Mail		82	4.54%	75	4.15%
Remote		0		0	
Total		102	4.67%	90	4.12%
0157205					
Vote Center		25	4.76%	22	4.19%
Vote by Mail		158	5.35%	143	4.84%
Remote		0		0	
Total		183	5.26%	165	4.74%

Precinct	AMY CHO (REP)		STEVE CHO (REP)		WENDY BIEL (REP)		MICHAEL BIEL (REP)		ERIC EISENHAMMER (REP)		AUSTIN DAVID SCATES (REP)		GWEN G. MYERS (REP)	
County														
Placer County														
0131101														
Vote Center	8	3.27%	9	3.67%	7	2.86%	7	2.86%	10	4.08%	7	2.86%	6	2.45%
Vote by Mail	65	2.92%	66	2.96%	81	3.64%	97	4.36%	125	5.62%	78	3.50%	28	1.26%
Remote	0		0		0		0		0		0		0	
Total	73	2.95%	75	3.04%	88	3.56%	104	4.21%	135	5.46%	85	3.44%	34	1.38%
0151105														
Vote Center	20	5.60%	22	6.16%	23	6.44%	25	7.00%	34	9.52%	22	6.16%	9	2.52%
Vote by Mail	68	3.40%	60	3.00%	64	3.20%	71	3.55%	105	5.24%	66	3.30%	25	1.25%
Remote	0		0		0		0		0		0		0	
Total	88	3.73%	82	3.48%	87	3.69%	96	4.07%	139	5.89%	88	3.73%	34	1.44%
0151107														
Vote Center	10	1.90%	13	2.48%	16	3.05%	16	3.05%	19	3.62%	20	3.81%	13	2.48%
Vote by Mail	81	2.48%	89	2.73%	96	2.94%	122	3.74%	192	5.89%	109	3.34%	44	1.35%
Remote	0		0		0		0		0		0		0	
Total	91	2.40%	102	2.69%	112	2.96%	138	3.64%	211	5.57%	129	3.41%	57	1.51%
0157201														
Vote Center	16	4.23%	15	3.97%	15	3.97%	17	4.50%	27	7.14%	12	3.17%	4	1.06%
Vote by Mail	56	3.10%	55	3.05%	53	2.93%	72	3.99%	103	5.70%	61	3.38%	20	1.11%
Remote	0		0		0		0		0		0		0	
Total	72	3.30%	70	3.21%	68	3.11%	89	4.08%	130	5.95%	73	3.34%	24	1.10%
0157205														
Vote Center	11	2.10%	15	2.86%	25	4.76%	23	4.38%	39	7.43%	15	2.86%	7	1.33%
Vote by Mail	97	3.28%	92	3.11%	90	3.05%	131	4.43%	179	6.06%	110	3.72%	39	1.32%
Remote	0		0		0		0		0		0		0	
Total	108	3.10%	107	3.08%	115	3.31%	154	4.43%	218	6.27%	125	3.59%	46	1.32%

Precinct	Total Votes
County	
Placer County	
0131101	
Vote Center	79
Vote by Mail	763
Remote	0
Total	842
0151105	
Vote Center	196
Vote by Mail	652
Remote	0
Total	848
0151107	
Vote Center	158
Vote by Mail	1,001
Remote	0
Total	1,159
0157201	
Vote Center	141
Vote by Mail	577
Remote	0
Total	718
0157205	
Vote Center	182
Vote by Mail	1,039
Remote	0
Total	1,221

Precinct	Times Cast	Registered Voters
0157213		
Vote Center	48	387
Vote by Mail	120	387
Remote	0	387
Total	168	387
0157217		
Vote Center	48	520
Vote by Mail	164	520
Remote	0	520
Total	212	520
0157218		
Vote Center	118	999
Vote by Mail	409	999
Remote	0	999
Total	527	999
0157226		
Vote Center	93	799
Vote by Mail	309	799
Remote	0	799
Total	402	799
0157306		
Vote Center	77	920
Vote by Mail	446	920
Remote	0	920
Total	523	920
0157311		
Vote Center	94	826
Vote by Mail	348	826
Remote	0	826
Total	442	826

Precinct	HEIDI HALL (REP)		TOM HUDSON (REP)	
0157213				
Vote Center	20	5.95%	14	4.17%
Vote by Mail	36	4.29%	41	4.88%
Remote	0		0	
Total	56	4.76%	55	4.68%
0157217				
Vote Center	10	2.98%	12	3.57%
Vote by Mail	49	4.27%	41	3.57%
Remote	0		0	
Total	59	3.98%	53	3.57%
0157218				
Vote Center	37	4.48%	38	4.60%
Vote by Mail	164	5.73%	137	4.79%
Remote	0		0	
Total	201	5.45%	175	4.74%
0157226				
Vote Center	31	4.76%	22	3.38%
Vote by Mail	101	4.67%	96	4.44%
Remote	0		0	
Total	132	4.69%	118	4.19%
0157306				
Vote Center	30	5.57%	26	4.82%
Vote by Mail	180	5.77%	155	4.96%
Remote	0		0	
Total	210	5.74%	181	4.94%
0157311				
Vote Center	44	6.69%	32	4.86%
Vote by Mail	138	5.67%	116	4.76%
Remote	0		0	
Total	182	5.88%	148	4.78%

Precinct	AMY CHO (REP)		STEVE CHO (REP)		WENDY BIEL (REP)		MICHAEL BIEL (REP)		ERIC EISENHAMMER (REP)		AUSTIN DAVID SCATES (REP)		GWEN G. MYERS (REP)	
0157213														
Vote Center	9	2.68%	10	2.98%	16	4.76%	14	4.17%	25	7.44%	14	4.17%	6	1.79%
Vote by Mail	32	3.81%	29	3.45%	36	4.29%	39	4.64%	55	6.55%	30	3.57%	11	1.31%
Remote	0		0		0		0		0		0		0	
Total	41	3.49%	39	3.32%	52	4.42%	53	4.51%	80	6.80%	44	3.74%	17	1.45%
0157217														
Vote Center	5	1.49%	7	2.08%	4	1.19%	8	2.38%	17	5.06%	9	2.68%	3	0.89%
Vote by Mail	24	2.09%	31	2.70%	31	2.70%	38	3.31%	71	6.18%	40	3.48%	14	1.22%
Remote	0		0		0		0		0		0		0	
Total	29	1.95%	38	2.56%	35	2.36%	46	3.10%	88	5.93%	49	3.30%	17	1.15%
0157218														
Vote Center	23	2.78%	24	2.91%	27	3.27%	29	3.51%	54	6.54%	25	3.03%	13	1.57%
Vote by Mail	86	3.00%	75	2.62%	102	3.56%	106	3.70%	156	5.45%	97	3.39%	50	1.75%
Remote	0		0		0		0		0		0		0	
Total	109	2.95%	99	2.68%	129	3.50%	135	3.66%	210	5.69%	122	3.31%	63	1.71%
0157226														
Vote Center	14	2.15%	22	3.38%	17	2.61%	22	3.38%	36	5.53%	14	2.15%	6	0.92%
Vote by Mail	57	2.64%	64	2.96%	74	3.42%	86	3.98%	138	6.38%	65	3.01%	32	1.48%
Remote	0		0		0		0		0		0		0	
Total	71	2.52%	86	3.06%	91	3.23%	108	3.84%	174	6.18%	79	2.81%	38	1.35%
0157306														
Vote Center	18	3.34%	15	2.78%	14	2.60%	19	3.53%	21	3.90%	14	2.60%	1	0.19%
Vote by Mail	102	3.27%	100	3.20%	99	3.17%	132	4.23%	167	5.35%	96	3.07%	41	1.31%
Remote	0		0		0		0		0		0		0	
Total	120	3.28%	115	3.14%	113	3.09%	151	4.12%	188	5.14%	110	3.00%	42	1.15%
0157311														
Vote Center	18	2.74%	20	3.04%	21	3.19%	31	4.71%	44	6.69%	24	3.65%	8	1.22%
Vote by Mail	91	3.74%	73	3.00%	90	3.69%	105	4.31%	138	5.67%	91	3.74%	28	1.15%
Remote	0		0		0		0		0		0		0	
Total	109	3.52%	93	3.01%	111	3.59%	136	4.40%	182	5.88%	115	3.72%	36	1.16%

Precinct	Total Votes
0157213	
Vote Center	128
Vote by Mail	309
Remote	0
Total	437
0157217	
Vote Center	75
Vote by Mail	339
Remote	0
Total	414
0157218	
Vote Center	270
Vote by Mail	973
Remote	0
Total	1,243
0157226	
Vote Center	184
Vote by Mail	713
Remote	0
Total	897
0157306	
Vote Center	158
Vote by Mail	1,072
Remote	0
Total	1,230
0157311	
Vote Center	242
Vote by Mail	870
Remote	0
Total	1,112

Precinct	Times Cast	Registered Voters
0157318		
Vote Center	78	725
Vote by Mail	289	725
Remote	0	725
Total	367	725
0157396		
Vote Center	61	664
Vote by Mail	324	664
Remote	0	664
Total	385	664
0157401		
Vote Center	60	1,021
Vote by Mail	772	1,021
Remote	0	1,021
Total	832	1,021
0157403		
Vote Center	91	920
Vote by Mail	441	920
Remote	0	920
Total	532	920
0157405		
Vote Center	109	972
Vote by Mail	450	972
Remote	0	972
Total	559	972
0157407		
Vote Center	85	1,108
Vote by Mail	423	1,108
Remote	0	1,108
Total	508	1,108

Precinct	HEIDI HALL (REP)		TOM HUDSON (REP)	
0157318				
Vote Center	21	3.85%	27	4.95%
Vote by Mail	93	4.60%	92	4.55%
Remote	0		0	
Total	114	4.44%	119	4.63%
0157396				
Vote Center	16	3.75%	12	2.81%
Vote by Mail	101	4.45%	116	5.11%
Remote	0		0	
Total	117	4.34%	128	4.75%
0157401				
Vote Center	12	2.86%	16	3.81%
Vote by Mail	212	3.92%	259	4.79%
Remote	0		0	
Total	224	3.85%	275	4.72%
0157403				
Vote Center	33	5.18%	23	3.61%
Vote by Mail	166	5.38%	162	5.25%
Remote	0		0	
Total	199	5.34%	185	4.97%
0157405				
Vote Center	39	5.11%	41	5.37%
Vote by Mail	136	4.32%	183	5.81%
Remote	0		0	
Total	175	4.47%	224	5.72%
0157407				
Vote Center	33	5.55%	25	4.20%
Vote by Mail	171	5.78%	116	3.92%
Remote	0		0	
Total	204	5.74%	141	3.97%

Precinct	AMY CHO (REP)		STEVE CHO (REP)		WENDY BIEL (REP)		MICHAEL BIEL (REP)		ERIC EISENHAMMER (REP)		AUSTIN DAVID SCATES (REP)		GWEN G. MYERS (REP)	
0157318														
Vote Center	16	2.93%	16	2.93%	25	4.58%	22	4.03%	35	6.41%	22	4.03%	10	1.83%
Vote by Mail	56	2.77%	57	2.82%	46	2.27%	72	3.56%	110	5.44%	58	2.87%	21	1.04%
Remote	0		0		0		0		0		0		0	
Total	72	2.80%	73	2.84%	71	2.76%	94	3.66%	145	5.64%	80	3.11%	31	1.21%
0157396														
Vote Center	15	3.51%	13	3.04%	14	3.28%	14	3.28%	20	4.68%	18	4.22%	3	0.70%
Vote by Mail	71	3.13%	71	3.13%	77	3.40%	95	4.19%	113	4.98%	77	3.40%	34	1.50%
Remote	0		0		0		0		0		0		0	
Total	86	3.19%	84	3.12%	91	3.38%	109	4.04%	133	4.94%	95	3.53%	37	1.37%
0157401														
Vote Center	36	8.57%	35	8.33%	14	3.33%	12	2.86%	16	3.81%	10	2.38%	30	7.14%
Vote by Mail	373	6.90%	368	6.81%	136	2.52%	177	3.28%	259	4.79%	158	2.92%	251	4.64%
Remote	0		0		0		0		0		0		0	
Total	409	7.02%	403	6.92%	150	2.58%	189	3.25%	275	4.72%	168	2.88%	281	4.82%
0157403														
Vote Center	14	2.20%	17	2.67%	24	3.77%	21	3.30%	24	3.77%	20	3.14%	13	2.04%
Vote by Mail	99	3.21%	90	2.92%	110	3.56%	130	4.21%	192	6.22%	105	3.40%	48	1.55%
Remote	0		0		0		0		0		0		0	
Total	113	3.03%	107	2.87%	134	3.60%	151	4.05%	216	5.80%	125	3.36%	61	1.64%
0157405														
Vote Center	28	3.67%	27	3.54%	31	4.06%	34	4.46%	51	6.68%	31	4.06%	10	1.31%
Vote by Mail	100	3.17%	97	3.08%	124	3.94%	135	4.29%	190	6.03%	118	3.75%	42	1.33%
Remote	0		0		0		0		0		0		0	
Total	128	3.27%	124	3.17%	155	3.96%	169	4.32%	241	6.16%	149	3.81%	52	1.33%
0157407														
Vote Center	11	1.85%	12	2.02%	23	3.87%	24	4.03%	28	4.71%	14	2.35%	8	1.34%
Vote by Mail	80	2.70%	82	2.77%	76	2.57%	101	3.41%	145	4.90%	91	3.07%	41	1.38%
Remote	0		0		0		0		0		0		0	
Total	91	2.56%	94	2.64%	99	2.78%	125	3.52%	173	4.87%	105	2.95%	49	1.38%

Precinct	Total Votes
0157318	
Vote Center	194
Vote by Mail	605
Remote	0
Total	799
0157396	
Vote Center	125
Vote by Mail	755
Remote	0
Total	880
0157401	
Vote Center	181
Vote by Mail	2,193
Remote	0
Total	2,374
0157403	
Vote Center	189
Vote by Mail	1,102
Remote	0
Total	1,291
0157405	
Vote Center	292
Vote by Mail	1,125
Remote	0
Total	1,417
0157407	
Vote Center	178
Vote by Mail	903
Remote	0
Total	1,081

Precinct	Times Cast	Registered Voters
0157408		
Vote Center	30	809
Vote by Mail	522	809
Remote	0	809
Total	552	809
0157409		
Vote Center	25	505
Vote by Mail	404	505
Remote	0	505
Total	429	505
0157412		
Vote Center	84	917
Vote by Mail	340	917
Remote	0	917
Total	424	917
0157414		
Vote Center	60	930
Vote by Mail	371	930
Remote	0	930
Total	431	930
0157415		
Vote Center	106	1,175
Vote by Mail	536	1,175
Remote	0	1,175
Total	642	1,175
0157502		
Vote Center	109	1,066
Vote by Mail	480	1,066
Remote	0	1,066
Total	589	1,066

Precinct	HEIDI HALL (REP)		TOM HUDSON (REP)	
0157408				
Vote Center	7	3.33%	12	5.71%
Vote by Mail	162	4.43%	182	4.98%
Remote	0		0	
Total	169	4.37%	194	5.02%
0157409				
Vote Center	2	1.14%	5	2.86%
Vote by Mail	88	3.11%	98	3.47%
Remote	0		0	
Total	90	3.00%	103	3.43%
0157412				
Vote Center	36	6.12%	26	4.42%
Vote by Mail	127	5.34%	110	4.62%
Remote	0		0	
Total	163	5.49%	136	4.58%
0157414				
Vote Center	12	2.86%	14	3.33%
Vote by Mail	161	6.20%	118	4.54%
Remote	0		0	
Total	173	5.73%	132	4.38%
0157415				
Vote Center	37	4.99%	42	5.66%
Vote by Mail	189	5.04%	176	4.69%
Remote	0		0	
Total	226	5.03%	218	4.85%
0157502				
Vote Center	32	4.19%	29	3.80%
Vote by Mail	162	4.82%	157	4.67%
Remote	0		0	
Total	194	4.71%	186	4.51%

Precinct	AMY CHO (REP)		STEVE CHO (REP)		WENDY BIEL (REP)		MICHAEL BIEL (REP)		ERIC EISENHAMMER (REP)		AUSTIN DAVID SCATES (REP)		GWEN G. MYERS (REP)	
0157408														
Vote Center	13	6.19%	10	4.76%	8	3.81%	9	4.29%	14	6.67%	11	5.24%	6	2.86%
Vote by Mail	200	5.47%	186	5.09%	123	3.37%	152	4.16%	181	4.95%	124	3.39%	126	3.45%
Remote	0		0		0		0		0		0		0	
Total	213	5.51%	196	5.07%	131	3.39%	161	4.17%	195	5.05%	135	3.49%	132	3.42%
0157409														
Vote Center	17	9.71%	17	9.71%	5	2.86%	4	2.29%	5	2.86%	2	1.14%	10	5.71%
Vote by Mail	199	7.04%	211	7.46%	60	2.12%	85	3.01%	123	4.35%	65	2.30%	170	6.01%
Remote	0		0		0		0		0		0		0	
Total	216	7.19%	228	7.59%	65	2.16%	89	2.96%	128	4.26%	67	2.23%	180	5.99%
0157412														
Vote Center	14	2.38%	15	2.55%	22	3.74%	26	4.42%	41	6.97%	21	3.57%	8	1.36%
Vote by Mail	79	3.32%	74	3.11%	81	3.40%	91	3.82%	134	5.63%	76	3.19%	17	0.71%
Remote	0		0		0		0		0		0		0	
Total	93	3.13%	89	3.00%	103	3.47%	117	3.94%	175	5.90%	97	3.27%	25	0.84%
0157414														
Vote Center	9	2.14%	14	3.33%	10	2.38%	14	3.33%	23	5.48%	12	2.86%	6	1.43%
Vote by Mail	85	3.27%	84	3.23%	110	4.24%	116	4.47%	139	5.35%	106	4.08%	37	1.42%
Remote	0		0		0		0		0		0		0	
Total	94	3.12%	98	3.25%	120	3.98%	130	4.31%	162	5.37%	118	3.91%	43	1.43%
0157415														
Vote Center	30	4.04%	32	4.31%	45	6.06%	37	4.99%	48	6.47%	23	3.10%	11	1.48%
Vote by Mail	121	3.22%	121	3.22%	127	3.38%	142	3.78%	185	4.93%	110	2.93%	37	0.99%
Remote	0		0		0		0		0		0		0	
Total	151	3.36%	153	3.40%	172	3.83%	179	3.98%	233	5.18%	133	2.96%	48	1.07%
0157502														
Vote Center	20	2.62%	22	2.88%	15	1.97%	24	3.15%	38	4.98%	20	2.62%	2	0.26%
Vote by Mail	99	2.95%	98	2.92%	97	2.89%	135	4.02%	178	5.30%	109	3.24%	47	1.40%
Remote	0		0		0		0		0		0		0	
Total	119	2.89%	120	2.91%	112	2.72%	159	3.86%	216	5.24%	129	3.13%	49	1.19%

Precinct	Total Votes
0157408	
Vote Center	90
Vote by Mail	1,436
Remote	0
Total	1,526
0157409	
Vote Center	67
Vote by Mail	1,099
Remote	0
Total	1,166
0157412	
Vote Center	209
Vote by Mail	789
Remote	0
Total	998
0157414	
Vote Center	114
Vote by Mail	956
Remote	0
Total	1,070
0157415	
Vote Center	305
Vote by Mail	1,208
Remote	0
Total	1,513
0157502	
Vote Center	202
Vote by Mail	1,082
Remote	0
Total	1,284

Precinct	Times Cast	Registered Voters
0157503		
Vote Center	67	864
Vote by Mail	357	864
Remote	0	864
Total	424	864
0157506		
Vote Center	100	1,108
Vote by Mail	478	1,108
Remote	0	1,108
Total	578	1,108
Placer County - Total	11,566	20,875
Cumulative		
Cumulative		
Vote Center	0	0
Vote by Mail	0	0
Remote	0	0
Total	0	0
Cumulative - Total	0	0
County - Total	11,566	20,875

Precinct	HEIDI HALL (REP)		TOM HUDSON (REP)	
0157503				
Vote Center	28	5.97%	15	3.20%
Vote by Mail	111	4.44%	97	3.88%
Remote	0		0	
Total	139	4.68%	112	3.77%
0157506				
Vote Center	35	5.00%	30	4.29%
Vote by Mail	170	5.08%	164	4.90%
Remote	0		0	
Total	205	5.07%	194	4.79%
Placer County - Total	3,899	4.82%	3,751	4.63%
Cumulative				
Cumulative				
Vote Center	0		0	
Vote by Mail	0		0	
Remote	0		0	
Total	0		0	
Cumulative - Total	0		0	
County - Total	3,899	4.82%	3,751	4.63%

Precinct	AMY CHO (REP)		STEVE CHO (REP)		WENDY BIEL (REP)		MICHAEL BIEL (REP)		ERIC EISENHAMMER (REP)		AUSTIN DAVID SCATES (REP)		GWEN G. MYERS (REP)	
0157503														
Vote Center	14	2.99%	16	3.41%	11	2.35%	16	3.41%	18	3.84%	9	1.92%	10	2.13%
Vote by Mail	83	3.32%	83	3.32%	62	2.48%	93	3.72%	116	4.64%	66	2.64%	48	1.92%
Remote	0		0		0		0		0		0		0	
Total	97	3.27%	99	3.34%	73	2.46%	109	3.67%	134	4.51%	75	2.53%	58	1.95%
0157506														
Vote Center	25	3.57%	15	2.14%	29	4.14%	35	5.00%	38	5.43%	29	4.14%	5	0.71%
Vote by Mail	98	2.93%	99	2.96%	126	3.77%	157	4.69%	211	6.31%	133	3.97%	71	2.12%
Remote	0		0		0		0		0		0		0	
Total	123	3.04%	114	2.82%	155	3.83%	192	4.75%	249	6.15%	162	4.00%	76	1.88%
Placer County - Total	2,916	3.60%	2,888	3.57%	2,632	3.25%	3,183	3.93%	4,430	5.47%	2,657	3.28%	1,530	1.89%
Cumulative														
Cumulative														
Vote Center	0		0		0		0		0		0		0	
Vote by Mail	0		0		0		0		0		0		0	
Remote	0		0		0		0		0		0		0	
Total	0		0		0		0		0		0		0	
Cumulative - Total	0		0		0		0		0		0		0	
County - Total	2,916	3.60%	2,888	3.57%	2,632	3.25%	3,183	3.93%	4,430	5.47%	2,657	3.28%	1,530	1.89%

Precinct	Total Votes
0157503	
Vote Center	137
Vote by Mail	759
Remote	0
Total	896
0157506	
Vote Center	241
Vote by Mail	1,229
Remote	0
Total	1,470
Placer County - Total	27,886
Cumulative	
Cumulative	
Vote Center	0
Vote by Mail	0
Remote	0
Total	0
Cumulative - Total	0
County - Total	27,886

REPUBLICAN CENTRAL COMMITTEE 2ND REP (Vote for 7)

REP **** - Insufficient Turnout to Protect Voter Privacy

Precinct		Times Cast	Registered Voters
County			
Placer County			
0231120			
Vote Center		173	1,663
Vote by Mail		743	1,663
Remote		0	1,663
Total		916	1,663
0231147			
Vote Center		82	1,043
Vote by Mail		497	1,043
Remote		0	1,043
Total		579	1,043
0234104			
Vote Center		1	52
Vote by Mail		15	52
Remote		0	52
Total		16	52
0251129			
Vote Center		5	76
Vote by Mail		36	76
Remote		0	76
Total		41	76
0251167			
Vote Center		36	394
Vote by Mail		197	394
Remote		0	394
Total		233	394

Precinct		KATHY ARTS (REP)		JAMES J. JENKINS (REP)	
County					
Placer County					
0231120					
Vote Center		67	5.53%	61	5.04%
Vote by Mail		329	6.33%	268	5.15%
Remote		0		0	
Total		396	6.18%	329	5.13%
0231147					
Vote Center		28	4.88%	22	3.83%
Vote by Mail		168	4.83%	176	5.06%
Remote		0		0	
Total		196	4.84%	198	4.89%
0234104					
Vote Center		****	****	****	****
Vote by Mail		4	3.81%	4	3.81%
Remote		0		0	
Total		4	3.57%	4	3.57%
0251129					
Vote Center		****	****	****	****
Vote by Mail		10	3.97%	15	5.95%
Remote		0		0	
Total		13	4.53%	18	6.27%
0251167					
Vote Center		5	1.98%	8	3.17%
Vote by Mail		77	5.58%	62	4.50%
Remote		0		0	
Total		82	5.03%	70	4.29%

Precinct	JENNIFER JOHNSON (REP)		KEN CAMPBELL (REP)		RANDALL NELSON (REP)		LAURIE WALLACE (REP)		CAROL WILSON (REP)		ALICE KLANG (REP)		Total Votes
County													
Placer County													
0231120													
Vote Center	54	4.46%	75	6.19%	28	2.31%	35	2.89%	55	4.54%	29	2.39%	404
Vote by Mail	242	4.65%	356	6.84%	139	2.67%	149	2.86%	224	4.31%	102	1.96%	1,809
Remote	0		0		0		0		0		0		0
Total	296	4.62%	431	6.72%	167	2.60%	184	2.87%	279	4.35%	131	2.04%	2,213
0231147													
Vote Center	17	2.96%	38	6.62%	8	1.39%	11	1.92%	20	3.48%	7	1.22%	151
Vote by Mail	154	4.43%	210	6.04%	75	2.16%	89	2.56%	146	4.20%	75	2.16%	1,093
Remote	0		0		0		0		0		0		0
Total	171	4.22%	248	6.12%	83	2.05%	100	2.47%	166	4.10%	82	2.02%	1,244
0234104													
Vote Center	****	****	****	****	****	****	****	****	****	****	****	****	****
Vote by Mail	3	2.86%	5	4.76%	4	3.81%	1	0.95%	5	4.76%	4	3.81%	30
Remote	0		0		0		0		0		0		0
Total	3	2.68%	5	4.46%	4	3.57%	1	0.89%	5	4.46%	4	3.57%	30
0251129													
Vote Center	****	****	****	****	****	****	****	****	****	****	****	****	****
Vote by Mail	13	5.16%	15	5.95%	4	1.59%	3	1.19%	11	4.37%	4	1.59%	75
Remote	0		0		0		0		0		0		0
Total	16	5.57%	18	6.27%	6	2.09%	6	2.09%	14	4.88%	5	1.74%	96
0251167													
Vote Center	3	1.19%	9	3.57%	3	1.19%	4	1.59%	4	1.59%	2	0.79%	38
Vote by Mail	68	4.93%	82	5.95%	25	1.81%	37	2.68%	60	4.35%	26	1.89%	437
Remote	0		0		0		0		0		0		0
Total	71	4.35%	91	5.58%	28	1.72%	41	2.51%	64	3.92%	28	1.72%	475

Precinct	Times Cast	Registered Voters
0251250		
Vote Center		1
Vote by Mail		1
Remote		1
Total		1
0254000		
Vote Center	0	0
Vote by Mail	0	0
Remote	0	0
Total	0	0
0254101		
Vote Center	64	797
Vote by Mail	301	797
Remote	0	797
Total	365	797
0254103		
Vote Center	45	601
Vote by Mail	261	601
Remote	0	601
Total	306	601
0254194		
Vote Center	62	847
Vote by Mail	375	847
Remote	0	847
Total	437	847
0254195		
Vote Center	30	391
Vote by Mail	175	391
Remote	0	391
Total	205	391

Precinct	KATHY ARTS (REP)		JAMES J. JENKINS (REP)	
0251250				
Vote Center				
Vote by Mail				
Remote				
Total				
0254000				
Vote Center	0		0	
Vote by Mail	0		0	
Remote	0		0	
Total	0		0	
0254101				
Vote Center	23	5.13%	20	4.46%
Vote by Mail	100	4.75%	100	4.75%
Remote	0		0	
Total	123	4.81%	120	4.70%
0254103				
Vote Center	13	4.13%	19	6.03%
Vote by Mail	89	4.87%	101	5.53%
Remote	0		0	
Total	102	4.76%	120	5.60%
0254194				
Vote Center	20	4.61%	21	4.84%
Vote by Mail	116	4.42%	126	4.80%
Remote	0		0	
Total	136	4.45%	147	4.81%
0254195				
Vote Center	18	8.57%	8	3.81%
Vote by Mail	62	5.06%	68	5.55%
Remote	0		0	
Total	80	5.57%	76	5.30%

Precinct	JENNIFER JOHNSON (REP)		KEN CAMPBELL (REP)		RANDALL NELSON (REP)		LAURIE WALLACE (REP)		CAROL WILSON (REP)		ALICE KLANG (REP)		Total Votes
0251250	[REDACTED]												
Vote Center	[REDACTED]												
Vote by Mail	[REDACTED]												
Remote	[REDACTED]												
Total	[REDACTED]												
0254000													
Vote Center	0		0		0		0		0		0		0
Vote by Mail	0		0		0		0		0		0		0
Remote	0		0		0		0		0		0		0
Total	0		0		0		0		0		0		0
0254101													
Vote Center	15	3.35%	27	6.03%	10	2.23%	14	3.13%	13	2.90%	9	2.01%	131
Vote by Mail	105	4.98%	117	5.55%	59	2.80%	76	3.61%	98	4.65%	49	2.33%	704
Remote	0		0		0		0		0		0		0
Total	120	4.70%	144	5.64%	69	2.70%	90	3.52%	111	4.34%	58	2.27%	835
0254103													
Vote Center	16	5.08%	17	5.40%	11	3.49%	10	3.17%	11	3.49%	5	1.59%	102
Vote by Mail	87	4.76%	106	5.80%	55	3.01%	60	3.28%	92	5.04%	56	3.07%	646
Remote	0		0		0		0		0		0		0
Total	103	4.81%	123	5.74%	66	3.08%	70	3.27%	103	4.81%	61	2.85%	748
0254194													
Vote Center	19	4.38%	28	6.45%	14	3.23%	14	3.23%	18	4.15%	9	2.07%	143
Vote by Mail	104	3.96%	133	5.07%	62	2.36%	78	2.97%	92	3.50%	52	1.98%	763
Remote	0		0		0		0		0		0		0
Total	123	4.02%	161	5.26%	76	2.48%	92	3.01%	110	3.60%	61	1.99%	906
0254195													
Vote Center	10	4.76%	12	5.71%	4	1.90%	6	2.86%	12	5.71%	6	2.86%	76
Vote by Mail	68	5.55%	84	6.86%	38	3.10%	38	3.10%	49	4.00%	24	1.96%	431
Remote	0		0		0		0		0		0		0
Total	78	5.44%	96	6.69%	42	2.93%	44	3.07%	61	4.25%	30	2.09%	507

Precinct	Times Cast	Registered Voters
0254198		
Vote Center	37	344
Vote by Mail	118	344
Remote	0	344
Total	155	344
0254203		
Vote Center	59	728
Vote by Mail	236	728
Remote	0	728
Total	295	728
0254294		
Vote Center	26	291
Vote by Mail	139	291
Remote	0	291
Total	165	291
0254297		
Vote Center	113	1,084
Vote by Mail	369	1,084
Remote	0	1,084
Total	482	1,084
0254301		
Vote Center	41	516
Vote by Mail	172	516
Remote	0	516
Total	213	516
0254304		
Vote Center	46	780
Vote by Mail	314	780
Remote	0	780
Total	360	780

Precinct	KATHY ARTS (REP)		JAMES J. JENKINS (REP)	
0254198				
Vote Center	12	4.63%	9	3.47%
Vote by Mail	43	5.21%	39	4.72%
Remote	0		0	
Total	55	5.07%	48	4.42%
0254203				
Vote Center	24	5.81%	24	5.81%
Vote by Mail	81	4.90%	80	4.84%
Remote	0		0	
Total	105	5.08%	104	5.04%
0254294				
Vote Center	7	3.85%	6	3.30%
Vote by Mail	48	4.93%	70	7.19%
Remote	0		0	
Total	55	4.76%	76	6.58%
0254297				
Vote Center	38	4.80%	44	5.56%
Vote by Mail	137	5.30%	125	4.84%
Remote	0		0	
Total	175	5.19%	169	5.01%
0254301				
Vote Center	15	5.23%	15	5.23%
Vote by Mail	57	4.73%	57	4.73%
Remote	0		0	
Total	72	4.83%	72	4.83%
0254304				
Vote Center	16	4.97%	15	4.66%
Vote by Mail	120	5.46%	121	5.51%
Remote	0		0	
Total	136	5.40%	136	5.40%

Precinct	JENNIFER JOHNSON (REP)		KEN CAMPBELL (REP)		RANDALL NELSON (REP)		LAURIE WALLACE (REP)		CAROL WILSON (REP)		ALICE KLANG (REP)		Total Votes
0254198													
Vote Center	6	2.32%	17	6.56%	6	2.32%	6	2.32%	10	3.86%	4	1.54%	70
Vote by Mail	37	4.48%	41	4.96%	18	2.18%	24	2.91%	31	3.75%	20	2.42%	253
Remote	0		0		0		0		0		0		0
Total	43	3.96%	58	5.35%	24	2.21%	30	2.76%	41	3.78%	24	2.21%	323
0254203													
Vote Center	16	3.87%	33	7.99%	14	3.39%	12	2.91%	15	3.63%	7	1.69%	145
Vote by Mail	68	4.12%	87	5.27%	42	2.54%	47	2.85%	69	4.18%	36	2.18%	510
Remote	0		0		0		0		0		0		0
Total	84	4.07%	120	5.81%	56	2.71%	59	2.86%	84	4.07%	43	2.08%	655
0254294													
Vote Center	5	2.75%	6	3.30%	4	2.20%	6	3.30%	7	3.85%	2	1.10%	43
Vote by Mail	53	5.45%	67	6.89%	32	3.29%	42	4.32%	47	4.83%	28	2.88%	387
Remote	0		0		0		0		0		0		0
Total	58	5.02%	73	6.32%	36	3.12%	48	4.16%	54	4.68%	30	2.60%	430
0254297													
Vote Center	34	4.30%	52	6.57%	21	2.65%	15	1.90%	31	3.92%	14	1.77%	249
Vote by Mail	118	4.57%	165	6.39%	64	2.48%	70	2.71%	108	4.18%	53	2.05%	840
Remote	0		0		0		0		0		0		0
Total	152	4.51%	217	6.43%	85	2.52%	85	2.52%	139	4.12%	67	1.99%	1,089
0254301													
Vote Center	12	4.18%	21	7.32%	4	1.39%	7	2.44%	11	3.83%	5	1.74%	90
Vote by Mail	60	4.98%	69	5.73%	44	3.65%	35	2.91%	61	5.07%	34	2.82%	417
Remote	0		0		0		0		0		0		0
Total	72	4.83%	90	6.04%	48	3.22%	42	2.82%	72	4.83%	39	2.62%	507
0254304													
Vote Center	11	3.42%	19	5.90%	10	3.11%	14	4.35%	14	4.35%	13	4.04%	112
Vote by Mail	114	5.19%	136	6.19%	62	2.82%	74	3.37%	94	4.28%	61	2.78%	782
Remote	0		0		0		0		0		0		0
Total	125	4.96%	155	6.15%	72	2.86%	88	3.49%	108	4.29%	74	2.94%	894

Precinct	Times Cast	Registered Voters
0254306		
Vote Center	31	677
Vote by Mail	302	677
Remote	0	677
Total	333	677
0254307		
Vote Center	64	759
Vote by Mail	299	759
Remote	0	759
Total	363	759
0254401		
Vote Center	94	1,319
Vote by Mail	1,032	1,319
Remote	0	1,319
Total	1,126	1,319
0254404		
Vote Center	92	1,152
Vote by Mail	858	1,152
Remote	0	1,152
Total	950	1,152
0254409		
Vote Center	76	728
Vote by Mail	533	728
Remote	0	728
Total	609	728
0254495		
Vote Center	51	614
Vote by Mail	455	614
Remote	0	614
Total	506	614

Precinct	KATHY ARTS (REP)		JAMES J. JENKINS (REP)	
0254306				
Vote Center	12	5.53%	13	5.99%
Vote by Mail	111	5.25%	119	5.63%
Remote	0		0	
Total	123	5.28%	132	5.66%
0254307				
Vote Center	17	3.79%	23	5.13%
Vote by Mail	112	5.35%	135	6.45%
Remote	0		0	
Total	129	5.08%	158	6.22%
0254401				
Vote Center	37	5.62%	40	6.08%
Vote by Mail	409	5.66%	410	5.68%
Remote	0		0	
Total	446	5.66%	450	5.71%
0254404				
Vote Center	31	4.81%	35	5.43%
Vote by Mail	363	6.04%	361	6.01%
Remote	0		0	
Total	394	5.92%	396	5.95%
0254409				
Vote Center	25	4.70%	26	4.89%
Vote by Mail	231	6.19%	203	5.44%
Remote	0		0	
Total	256	6.01%	229	5.37%
0254495				
Vote Center	21	5.88%	20	5.60%
Vote by Mail	179	5.62%	178	5.59%
Remote	0		0	
Total	200	5.65%	198	5.59%

Precinct	JENNIFER JOHNSON (REP)		KEN CAMPBELL (REP)		RANDALL NELSON (REP)		LAURIE WALLACE (REP)		CAROL WILSON (REP)		ALICE KLANG (REP)		Total Votes
0254306													
Vote Center	12	5.53%	14	6.45%	7	3.23%	8	3.69%	13	5.99%	3	1.38%	82
Vote by Mail	107	5.06%	132	6.24%	70	3.31%	84	3.97%	89	4.21%	67	3.17%	779
Remote	0		0		0		0		0		0		0
Total	119	5.11%	146	6.26%	77	3.30%	92	3.95%	102	4.38%	70	3.00%	861
0254307													
Vote Center	20	4.46%	23	5.13%	12	2.68%	14	3.13%	22	4.91%	12	2.68%	143
Vote by Mail	111	5.30%	133	6.35%	68	3.25%	73	3.49%	94	4.49%	64	3.06%	790
Remote	0		0		0		0		0		0		0
Total	131	5.16%	156	6.14%	80	3.15%	87	3.42%	116	4.57%	76	2.99%	933
0254401													
Vote Center	39	5.93%	42	6.38%	19	2.89%	26	3.95%	40	6.08%	22	3.34%	265
Vote by Mail	430	5.95%	454	6.28%	219	3.03%	245	3.39%	396	5.48%	216	2.99%	2,779
Remote	0		0		0		0		0		0		0
Total	469	5.95%	496	6.29%	238	3.02%	271	3.44%	436	5.53%	238	3.02%	3,044
0254404													
Vote Center	29	4.50%	41	6.37%	18	2.80%	22	3.42%	32	4.97%	15	2.33%	223
Vote by Mail	360	5.99%	396	6.59%	199	3.31%	203	3.38%	332	5.53%	183	3.05%	2,397
Remote	0		0		0		0		0		0		0
Total	389	5.85%	437	6.57%	217	3.26%	225	3.38%	364	5.47%	198	2.98%	2,620
0254409													
Vote Center	26	4.89%	30	5.64%	18	3.38%	21	3.95%	22	4.14%	13	2.44%	181
Vote by Mail	209	5.60%	238	6.38%	134	3.59%	115	3.08%	205	5.49%	111	2.98%	1,446
Remote	0		0		0		0		0		0		0
Total	235	5.51%	268	6.29%	152	3.57%	136	3.19%	227	5.32%	124	2.91%	1,627
0254495													
Vote Center	20	5.60%	29	8.12%	7	1.96%	13	3.64%	18	5.04%	14	3.92%	142
Vote by Mail	178	5.59%	196	6.15%	101	3.17%	116	3.64%	174	5.46%	97	3.05%	1,219
Remote	0		0		0		0		0		0		0
Total	198	5.59%	225	6.35%	108	3.05%	129	3.64%	192	5.42%	111	3.13%	1,361

Precinct	Times Cast	Registered Voters
0254497		
Vote Center	15	178
Vote by Mail	130	178
Remote	0	178
Total	145	178
0254498		
Vote Center	14	266
Vote by Mail	165	266
Remote	0	266
Total	179	266
0254501		
Vote Center	58	705
Vote by Mail	294	705
Remote	0	705
Total	352	705
0254503		
Vote Center	80	1,295
Vote by Mail	760	1,295
Remote	0	1,295
Total	840	1,295
0254504		
Vote Center	60	1,020
Vote by Mail	529	1,020
Remote	0	1,020
Total	589	1,020
0254507		
Vote Center	41	640
Vote by Mail	181	640
Remote	0	640
Total	222	640

Precinct	KATHY ARTS (REP)		JAMES J. JENKINS (REP)	
0254497				
Vote Center	5	4.76%	6	5.71%
Vote by Mail	46	5.05%	48	5.27%
Remote	0		0	
Total	51	5.02%	54	5.32%
0254498				
Vote Center	5	5.10%	5	5.10%
Vote by Mail	65	5.63%	64	5.54%
Remote	0		0	
Total	70	5.59%	69	5.51%
0254501				
Vote Center	18	4.43%	19	4.68%
Vote by Mail	106	5.15%	117	5.69%
Remote	0		0	
Total	124	5.03%	136	5.52%
0254503				
Vote Center	37	6.61%	29	5.18%
Vote by Mail	275	5.17%	284	5.34%
Remote	0		0	
Total	312	5.31%	313	5.32%
0254504				
Vote Center	19	4.52%	31	7.38%
Vote by Mail	158	4.27%	186	5.02%
Remote	0		0	
Total	177	4.29%	217	5.26%
0254507				
Vote Center	14	4.88%	12	4.18%
Vote by Mail	59	4.66%	63	4.97%
Remote	0		0	
Total	73	4.70%	75	4.83%

Precinct	JENNIFER JOHNSON (REP)		KEN CAMPBELL (REP)		RANDALL NELSON (REP)		LAURIE WALLACE (REP)		CAROL WILSON (REP)		ALICE KLANG (REP)		Total Votes
0254497													
Vote Center	6	5.71%	9	8.57%	3	2.86%	4	3.81%	8	7.62%	1	0.95%	42
Vote by Mail	39	4.29%	48	5.27%	28	3.08%	29	3.19%	41	4.51%	23	2.53%	302
Remote	0		0		0		0		0		0		0
Total	45	4.43%	57	5.62%	31	3.05%	33	3.25%	49	4.83%	24	2.36%	344
0254498													
Vote Center	3	3.06%	5	5.10%	5	5.10%	3	3.06%	4	4.08%	4	4.08%	34
Vote by Mail	65	5.63%	68	5.89%	28	2.42%	31	2.68%	58	5.02%	36	3.12%	415
Remote	0		0		0		0		0		0		0
Total	68	5.43%	73	5.83%	33	2.63%	34	2.71%	62	4.95%	40	3.19%	449
0254501													
Vote Center	22	5.42%	24	5.91%	10	2.46%	9	2.22%	14	3.45%	8	1.97%	124
Vote by Mail	102	4.96%	112	5.44%	42	2.04%	63	3.06%	95	4.62%	60	2.92%	697
Remote	0		0		0		0		0		0		0
Total	124	5.03%	136	5.52%	52	2.11%	72	2.92%	109	4.42%	68	2.76%	821
0254503													
Vote Center	28	5.00%	34	6.07%	14	2.50%	19	3.39%	30	5.36%	15	2.68%	206
Vote by Mail	269	5.06%	314	5.90%	164	3.08%	155	2.91%	242	4.55%	141	2.65%	1,844
Remote	0		0		0		0		0		0		0
Total	297	5.05%	348	5.92%	178	3.03%	174	2.96%	272	4.63%	156	2.65%	2,050
0254504													
Vote Center	26	6.19%	22	5.24%	13	3.10%	16	3.81%	21	5.00%	16	3.81%	164
Vote by Mail	170	4.59%	190	5.13%	71	1.92%	103	2.78%	147	3.97%	83	2.24%	1,108
Remote	0		0		0		0		0		0		0
Total	196	4.75%	212	5.14%	84	2.04%	119	2.89%	168	4.07%	99	2.40%	1,272
0254507													
Vote Center	12	4.18%	13	4.53%	5	1.74%	8	2.79%	10	3.48%	10	3.48%	84
Vote by Mail	54	4.26%	70	5.52%	28	2.21%	31	2.45%	44	3.47%	24	1.89%	373
Remote	0		0		0		0		0		0		0
Total	66	4.25%	83	5.34%	33	2.12%	39	2.51%	54	3.47%	34	2.19%	457

Precinct	Times Cast	Registered Voters
0254598		
Vote Center	1	53
Vote by Mail	40	53
Remote	0	53
Total	41	53
0254599		
Vote Center	1	78
Vote by Mail	29	78
Remote	0	78
Total	30	78
0257501		
Vote Center	49	830
Vote by Mail	292	830
Remote	0	830
Total	341	830
0257511		
Vote Center	92	987
Vote by Mail	567	987
Remote	0	987
Total	659	987
0257513		
Vote Center	75	812
Vote by Mail	394	812
Remote	0	812
Total	469	812
0257514		
Vote Center	45	470
Vote by Mail	161	470
Remote	0	470
Total	206	470

Precinct	KATHY ARTS (REP)		JAMES J. JENKINS (REP)	
0254598				
Vote Center	****	****	****	****
Vote by Mail	14	5.00%	11	3.93%
Remote	0		0	
Total	14	4.88%	11	3.83%
0254599				
Vote Center	****	****	****	****
Vote by Mail	11	5.42%	10	4.93%
Remote	0		0	
Total	11	5.24%	10	4.76%
0257501				
Vote Center	24	7.00%	25	7.29%
Vote by Mail	90	4.40%	104	5.09%
Remote	0		0	
Total	114	4.78%	129	5.40%
0257511				
Vote Center	30	4.66%	31	4.81%
Vote by Mail	216	5.44%	223	5.62%
Remote	0		0	
Total	246	5.33%	254	5.51%
0257513				
Vote Center	33	6.29%	35	6.67%
Vote by Mail	147	5.33%	153	5.55%
Remote	0		0	
Total	180	5.48%	188	5.73%
0257514				
Vote Center	15	4.76%	20	6.35%
Vote by Mail	55	4.88%	57	5.06%
Remote	0		0	
Total	70	4.85%	77	5.34%

Precinct	JENNIFER JOHNSON (REP)		KEN CAMPBELL (REP)		RANDALL NELSON (REP)		LAURIE WALLACE (REP)		CAROL WILSON (REP)		ALICE KLANG (REP)		Total Votes
0254598													
Vote Center	****	****	****	****	****	****	****	****	****	****	****	****	****
Vote by Mail	10	3.57%	8	2.86%	8	2.86%	6	2.14%	13	4.64%	4	1.43%	74
Remote	0		0		0		0		0		0		0
Total	10	3.48%	9	3.14%	8	2.79%	6	2.09%	13	4.53%	4	1.39%	75
0254599													
Vote Center	****	****	****	****	****	****	****	****	****	****	****	****	****
Vote by Mail	12	5.91%	15	7.39%	7	3.45%	6	2.96%	10	4.93%	6	2.96%	77
Remote	0		0		0		0		0		0		0
Total	12	5.71%	15	7.14%	7	3.33%	6	2.86%	10	4.76%	6	2.86%	77
0257501													
Vote Center	23	6.71%	25	7.29%	15	4.37%	10	2.92%	17	4.96%	14	4.08%	153
Vote by Mail	96	4.70%	98	4.79%	48	2.35%	55	2.69%	81	3.96%	47	2.30%	619
Remote	0		0		0		0		0		0		0
Total	119	4.99%	123	5.15%	63	2.64%	65	2.72%	98	4.11%	61	2.56%	772
0257511													
Vote Center	25	3.88%	34	5.28%	40	6.21%	19	2.95%	21	3.26%	46	7.14%	246
Vote by Mail	220	5.54%	234	5.90%	172	4.33%	132	3.33%	205	5.17%	226	5.69%	1,628
Remote	0		0		0		0		0		0		0
Total	245	5.31%	268	5.81%	212	4.60%	151	3.27%	226	4.90%	272	5.90%	1,874
0257513													
Vote Center	27	5.14%	31	5.90%	12	2.29%	23	4.38%	27	5.14%	18	3.43%	206
Vote by Mail	164	5.95%	163	5.91%	64	2.32%	100	3.63%	126	4.57%	88	3.19%	1,005
Remote	0		0		0		0		0		0		0
Total	191	5.82%	194	5.91%	76	2.31%	123	3.75%	153	4.66%	106	3.23%	1,211
0257514													
Vote Center	22	6.98%	14	4.44%	7	2.22%	17	5.40%	16	5.08%	14	4.44%	125
Vote by Mail	52	4.61%	64	5.68%	30	2.66%	28	2.48%	53	4.70%	32	2.84%	371
Remote	0		0		0		0		0		0		0
Total	74	5.13%	78	5.41%	37	2.57%	45	3.12%	69	4.79%	46	3.19%	496

Precinct	Times Cast	Registered Voters
0257515		
Vote Center	118	1,016
Vote by Mail	394	1,016
Remote	0	1,016
Total	512	1,016
0257517		
Vote Center	84	866
Vote by Mail	321	866
Remote	0	866
Total	405	866
0257527		
Vote Center	56	629
Vote by Mail	221	629
Remote	0	629
Total	277	629
0257528		
Vote Center	72	969
Vote by Mail	315	969
Remote	0	969
Total	387	969
0257599		
Vote Center	0	0
Vote by Mail	0	0
Remote	0	0
Total	0	0
Placer County - Total	14,309	25,671
Cumulative		
Cumulative		
Vote Center	0	0
Vote by Mail	0	0
Remote	0	0
Total	0	0

Precinct	KATHY ARTS (REP)		JAMES J. JENKINS (REP)	
0257515				
Vote Center	31	3.75%	38	4.60%
Vote by Mail	124	4.50%	153	5.55%
Remote	0		0	
Total	155	4.32%	191	5.33%
0257517				
Vote Center	30	5.10%	36	6.12%
Vote by Mail	132	5.87%	145	6.45%
Remote	0		0	
Total	162	5.71%	181	6.38%
0257527				
Vote Center	15	3.83%	12	3.06%
Vote by Mail	73	4.72%	86	5.56%
Remote	0		0	
Total	88	4.54%	98	5.05%
0257528				
Vote Center	28	5.56%	32	6.35%
Vote by Mail	97	4.40%	133	6.03%
Remote	0		0	
Total	125	4.61%	165	6.09%
0257599				
Vote Center	0		0	
Vote by Mail	0		0	
Remote	0		0	
Total	0		0	
Placer County - Total	5,250	5.24%	5,418	5.41%
Cumulative				
Cumulative				
Vote Center	0		0	
Vote by Mail	0		0	
Remote	0		0	
Total	0		0	

Precinct	Times Cast	Registered Voters
Cumulative - Total	0	0
County - Total	14,309	25,671

Precinct	KATHY ARTS (REP)		JAMES J. JENKINS (REP)	
Cumulative - Total	0		0	
County - Total	5,250	5.24%	5,418	5.41%

Precinct	JENNIFER JOHNSON (REP)		KEN CAMPBELL (REP)		RANDALL NELSON (REP)		LAURIE WALLACE (REP)		CAROL WILSON (REP)		ALICE KLANG (REP)		Total Votes
Cumulative - Total	0		0		0		0		0		0		0
County - Total	5,042	5.03%	5,986	5.98%	2,885	2.88%	3,166	3.16%	4,604	4.60%	2,790	2.79%	35,141

REPUBLICAN CENTRAL COMMITTEE 3RD REP (Vote for 7)

REP **** - Insufficient Turnout to Protect Voter Privacy

Precinct		Times Cast	Registered Voters
County			
Placer County			
0351144			
Vote Center		3	94
Vote by Mail		50	94
Remote		0	94
Total		53	94
0351219			
Vote Center		85	898
Vote by Mail		483	898
Remote		0	898
Total		568	898
0351286			
Vote Center			2
Vote by Mail			2
Remote			2
Total			2
0351320			
Vote Center		70	970
Vote by Mail		503	970
Remote		0	970
Total		573	970
0351416			
Vote Center			23
Vote by Mail			23
Remote			23
Total			23

Precinct		JAMES "DANNY" CARTWRIGHT (REP)		AMANDA CORTEZ (REP)	
County					
Placer County					
0351144					
Vote Center		****	****	****	****
Vote by Mail		12	3.43%	12	3.43%
Remote		0		0	
Total		12	3.23%	13	3.50%
0351219					
Vote Center		18	3.03%	20	3.36%
Vote by Mail		112	3.31%	147	4.35%
Remote		0		0	
Total		130	3.27%	167	4.20%
0351286					
Vote Center					
Vote by Mail					
Remote					
Total					
0351320					
Vote Center		20	4.08%	28	5.71%
Vote by Mail		99	2.81%	142	4.03%
Remote		0		0	
Total		119	2.97%	170	4.24%
0351416					
Vote Center		0		0	
Vote by Mail		****	****	****	****
Remote		0		0	
Total		****	****	****	****

Precinct	Times Cast	Registered Voters
0355001		
Vote Center	173	1,380
Vote by Mail	620	1,380
Remote	0	1,380
Total	793	1,380
0355008		
Vote Center	143	1,103
Vote by Mail	509	1,103
Remote	0	1,103
Total	652	1,103
0356001		
Vote Center	83	823
Vote by Mail	319	823
Remote	0	823
Total	402	823
0356004		
Vote Center	103	977
Vote by Mail	432	977
Remote	0	977
Total	535	977
0356006		
Vote Center	68	656
Vote by Mail	329	656
Remote	0	656
Total	397	656
0356009		
Vote Center	77	995
Vote by Mail	433	995
Remote	0	995
Total	510	995

Precinct	JAMES "DANNY" CARTWRIGHT (REP)		AMANDA CORTEZ (REP)	
0355001				
Vote Center	49	4.05%	50	4.13%
Vote by Mail	149	3.43%	185	4.26%
Remote	0		0	
Total	198	3.57%	235	4.23%
0355008				
Vote Center	56	5.59%	51	5.09%
Vote by Mail	180	5.05%	172	4.83%
Remote	0		0	
Total	236	5.17%	223	4.89%
0356001				
Vote Center	15	2.58%	20	3.44%
Vote by Mail	57	2.55%	75	3.36%
Remote	0		0	
Total	72	2.56%	95	3.38%
0356004				
Vote Center	20	2.77%	20	2.77%
Vote by Mail	72	2.38%	96	3.17%
Remote	0		0	
Total	92	2.46%	116	3.10%
0356006				
Vote Center	16	3.36%	26	5.46%
Vote by Mail	76	3.30%	73	3.17%
Remote	0		0	
Total	92	3.31%	99	3.56%
0356009				
Vote Center	8	1.48%	20	3.71%
Vote by Mail	92	3.04%	142	4.68%
Remote	0		0	
Total	100	2.80%	162	4.54%

Precinct	DAVE BUTLER (REP)		JOHN WYCOFF (REP)		LAURIE WYCOFF (REP)		STEPHANIE YOUNGBLOOD (REP)		MATTHEW OLIVER (REP)		MIKE MURRAY (REP)		Total Votes
0355001													
Vote Center	55	4.54%	39	3.22%	36	2.97%	41	3.39%	57	4.71%	100	8.26%	427
Vote by Mail	175	4.03%	109	2.51%	113	2.60%	161	3.71%	184	4.24%	307	7.07%	1,383
Remote	0		0		0		0		0		0		0
Total	230	4.14%	148	2.67%	149	2.68%	202	3.64%	241	4.34%	407	7.33%	1,810
0355008													
Vote Center	50	5.00%	27	2.70%	26	2.60%	39	3.90%	37	3.70%	82	8.19%	368
Vote by Mail	174	4.88%	106	2.98%	106	2.98%	125	3.51%	152	4.27%	260	7.30%	1,275
Remote	0		0		0		0		0		0		0
Total	224	4.91%	133	2.91%	132	2.89%	164	3.59%	189	4.14%	342	7.49%	1,643
0356001													
Vote Center	29	4.99%	21	3.61%	12	2.07%	10	1.72%	31	5.34%	63	10.84%	201
Vote by Mail	105	4.70%	62	2.78%	71	3.18%	62	2.78%	98	4.39%	177	7.93%	707
Remote	0		0		0		0		0		0		0
Total	134	4.76%	83	2.95%	83	2.95%	72	2.56%	129	4.58%	240	8.53%	908
0356004													
Vote Center	38	5.27%	19	2.64%	19	2.64%	21	2.91%	44	6.10%	70	9.71%	251
Vote by Mail	152	5.03%	96	3.17%	90	2.98%	99	3.27%	159	5.26%	262	8.66%	1,026
Remote	0		0		0		0		0		0		0
Total	190	5.07%	115	3.07%	109	2.91%	120	3.20%	203	5.42%	332	8.87%	1,277
0356006													
Vote Center	23	4.83%	20	4.20%	17	3.57%	20	4.20%	29	6.09%	49	10.29%	200
Vote by Mail	123	5.34%	67	2.91%	62	2.69%	56	2.43%	111	4.82%	216	9.38%	784
Remote	0		0		0		0		0		0		0
Total	146	5.25%	87	3.13%	79	2.84%	76	2.73%	140	5.04%	265	9.54%	984
0356009													
Vote Center	28	5.19%	10	1.86%	11	2.04%	12	2.23%	22	4.08%	44	8.16%	155
Vote by Mail	179	5.91%	88	2.90%	84	2.77%	103	3.40%	155	5.11%	259	8.55%	1,102
Remote	0		0		0		0		0		0		0
Total	207	5.80%	98	2.75%	95	2.66%	115	3.22%	177	4.96%	303	8.49%	1,257

Precinct	Times Cast	Registered Voters
0356013		
Vote Center	85	1,150
Vote by Mail	474	1,150
Remote	0	1,150
Total	559	1,150
0356015		
Vote Center	163	1,160
Vote by Mail	526	1,160
Remote	0	1,160
Total	689	1,160
0356017		
Vote Center	132	1,203
Vote by Mail	566	1,203
Remote	0	1,203
Total	698	1,203
0356018		
Vote Center	96	1,091
Vote by Mail	457	1,091
Remote	0	1,091
Total	553	1,091
0356019		
Vote Center	73	766
Vote by Mail	286	766
Remote	0	766
Total	359	766
0356021		
Vote Center	68	734
Vote by Mail	275	734
Remote	0	734
Total	343	734

Precinct	JAMES "DANNY" CARTWRIGHT (REP)		AMANDA CORTEZ (REP)	
0356013				
Vote Center	18	3.03%	14	2.35%
Vote by Mail	121	3.65%	143	4.31%
Remote	0		0	
Total	139	3.55%	157	4.01%
0356015				
Vote Center	42	3.68%	39	3.42%
Vote by Mail	132	3.59%	135	3.67%
Remote	0		0	
Total	174	3.61%	174	3.61%
0356017				
Vote Center	25	2.71%	32	3.46%
Vote by Mail	102	2.57%	139	3.51%
Remote	0		0	
Total	127	2.60%	171	3.50%
0356018				
Vote Center	24	3.57%	27	4.02%
Vote by Mail	84	2.63%	112	3.50%
Remote	0		0	
Total	108	2.79%	139	3.59%
0356019				
Vote Center	12	2.35%	13	2.54%
Vote by Mail	51	2.55%	58	2.90%
Remote	0		0	
Total	63	2.51%	71	2.83%
0356021				
Vote Center	8	1.68%	11	2.31%
Vote by Mail	41	2.13%	58	3.01%
Remote	0		0	
Total	49	2.04%	69	2.87%

Precinct	DAVE BUTLER (REP)		JOHN WYCOFF (REP)		LAURIE WYCOFF (REP)		STEPHANIE YOUNGBLOOD (REP)		MATTHEW OLIVER (REP)		MIKE MURRAY (REP)		Total Votes
0356013													
Vote Center	22	3.70%	15	2.52%	15	2.52%	16	2.69%	34	5.71%	61	10.25%	195
Vote by Mail	167	5.03%	111	3.35%	110	3.32%	108	3.25%	159	4.79%	317	9.55%	1,236
Remote	0		0		0		0		0		0		0
Total	189	4.83%	126	3.22%	125	3.19%	124	3.17%	193	4.93%	378	9.66%	1,431
0356015													
Vote Center	62	5.43%	33	2.89%	33	2.89%	32	2.80%	53	4.65%	101	8.85%	395
Vote by Mail	216	5.87%	127	3.45%	129	3.50%	141	3.83%	174	4.73%	328	8.91%	1,382
Remote	0		0		0		0		0		0		0
Total	278	5.76%	160	3.32%	162	3.36%	173	3.59%	227	4.71%	429	8.89%	1,777
0356017													
Vote Center	49	5.30%	25	2.71%	21	2.27%	22	2.38%	47	5.09%	75	8.12%	296
Vote by Mail	241	6.08%	106	2.68%	106	2.68%	128	3.23%	185	4.67%	336	8.48%	1,343
Remote	0		0		0		0		0		0		0
Total	290	5.94%	131	2.68%	127	2.60%	150	3.07%	232	4.75%	411	8.41%	1,639
0356018													
Vote Center	36	5.36%	18	2.68%	21	3.13%	20	2.98%	34	5.06%	73	10.86%	253
Vote by Mail	179	5.60%	82	2.56%	88	2.75%	107	3.34%	161	5.03%	300	9.38%	1,113
Remote	0		0		0		0		0		0		0
Total	215	5.55%	100	2.58%	109	2.82%	127	3.28%	195	5.04%	373	9.64%	1,366
0356019													
Vote Center	17	3.33%	12	2.35%	14	2.74%	12	2.35%	24	4.70%	51	9.98%	155
Vote by Mail	82	4.10%	67	3.35%	67	3.35%	48	2.40%	86	4.30%	191	9.54%	650
Remote	0		0		0		0		0		0		0
Total	99	3.94%	79	3.14%	81	3.22%	60	2.39%	110	4.38%	242	9.63%	805
0356021													
Vote Center	13	2.73%	12	2.52%	12	2.52%	10	2.10%	27	5.67%	44	9.24%	137
Vote by Mail	102	5.30%	42	2.18%	49	2.55%	54	2.81%	61	3.17%	154	8.00%	561
Remote	0		0		0		0		0		0		0
Total	115	4.79%	54	2.25%	61	2.54%	64	2.67%	88	3.67%	198	8.25%	698

Precinct	Times Cast	Registered Voters
0356029		
Vote Center	23	360
Vote by Mail	168	360
Remote	0	360
Total	191	360
0356032		
Vote Center	37	389
Vote by Mail	208	389
Remote	0	389
Total	245	389
0356033		
Vote Center	47	430
Vote by Mail	231	430
Remote	0	430
Total	278	430
0356034		
Vote Center	86	962
Vote by Mail	417	962
Remote	0	962
Total	503	962
0356037		
Vote Center	50	685
Vote by Mail	262	685
Remote	0	685
Total	312	685
0356038		
Vote Center	84	1,078
Vote by Mail	466	1,078
Remote	0	1,078
Total	550	1,078

Precinct	JAMES "DANNY" CARTWRIGHT (REP)		AMANDA CORTEZ (REP)	
0356029				
Vote Center	6	3.73%	6	3.73%
Vote by Mail	31	2.64%	45	3.83%
Remote	0		0	
Total	37	2.77%	51	3.81%
0356032				
Vote Center	9	3.47%	11	4.25%
Vote by Mail	50	3.43%	45	3.09%
Remote	0		0	
Total	59	3.44%	56	3.27%
0356033				
Vote Center	8	2.43%	13	3.95%
Vote by Mail	47	2.91%	62	3.83%
Remote	0		0	
Total	55	2.83%	75	3.85%
0356034				
Vote Center	20	3.32%	24	3.99%
Vote by Mail	50	1.71%	68	2.33%
Remote	0		0	
Total	70	1.99%	92	2.61%
0356037				
Vote Center	12	3.43%	13	3.71%
Vote by Mail	48	2.62%	63	3.44%
Remote	0		0	
Total	60	2.75%	76	3.48%
0356038				
Vote Center	15	2.55%	14	2.38%
Vote by Mail	78	2.39%	99	3.03%
Remote	0		0	
Total	93	2.42%	113	2.94%

Precinct	DAVE BUTLER (REP)		JOHN WYCOFF (REP)		LAURIE WYCOFF (REP)		STEPHANIE YOUNGBLOOD (REP)		MATTHEW OLIVER (REP)		MIKE MURRAY (REP)		Total Votes
0356029													
Vote Center	6	3.73%	6	3.73%	5	3.11%	4	2.48%	12	7.45%	16	9.94%	61
Vote by Mail	60	5.10%	38	3.23%	39	3.32%	32	2.72%	61	5.19%	116	9.86%	422
Remote	0		0		0		0		0		0		0
Total	66	4.94%	44	3.29%	44	3.29%	36	2.69%	73	5.46%	132	9.87%	483
0356032													
Vote Center	18	6.95%	11	4.25%	12	4.63%	12	4.63%	12	4.63%	33	12.74%	118
Vote by Mail	107	7.35%	48	3.30%	50	3.43%	47	3.23%	66	4.53%	136	9.34%	549
Remote	0		0		0		0		0		0		0
Total	125	7.29%	59	3.44%	62	3.62%	59	3.44%	78	4.55%	169	9.85%	667
0356033													
Vote Center	21	6.38%	14	4.26%	12	3.65%	15	4.56%	21	6.38%	38	11.55%	142
Vote by Mail	95	5.88%	57	3.53%	50	3.09%	52	3.22%	81	5.01%	139	8.60%	583
Remote	0		0		0		0		0		0		0
Total	116	5.96%	71	3.65%	62	3.19%	67	3.44%	102	5.24%	177	9.10%	725
0356034													
Vote Center	39	6.48%	25	4.15%	22	3.65%	22	3.65%	37	6.15%	60	9.97%	249
Vote by Mail	182	6.24%	70	2.40%	71	2.43%	67	2.30%	121	4.15%	252	8.63%	881
Remote	0		0		0		0		0		0		0
Total	221	6.28%	95	2.70%	93	2.64%	89	2.53%	158	4.49%	312	8.86%	1,130
0356037													
Vote Center	19	5.43%	15	4.29%	13	3.71%	12	3.43%	14	4.00%	39	11.14%	137
Vote by Mail	92	5.02%	52	2.84%	52	2.84%	65	3.54%	88	4.80%	171	9.32%	631
Remote	0		0		0		0		0		0		0
Total	111	5.08%	67	3.07%	65	2.98%	77	3.53%	102	4.67%	210	9.62%	768
0356038													
Vote Center	48	8.16%	18	3.06%	15	2.55%	17	2.89%	22	3.74%	48	8.16%	197
Vote by Mail	212	6.50%	87	2.67%	84	2.58%	95	2.91%	128	3.92%	296	9.07%	1,079
Remote	0		0		0		0		0		0		0
Total	260	6.75%	105	2.73%	99	2.57%	112	2.91%	150	3.90%	344	8.94%	1,276

Precinct	Times Cast	Registered Voters
0356040		
Vote Center	85	1,030
Vote by Mail	504	1,030
Remote	0	1,030
Total	589	1,030
0356043		
Vote Center	125	1,259
Vote by Mail	679	1,259
Remote	0	1,259
Total	804	1,259
0356047		
Vote Center	59	557
Vote by Mail	253	557
Remote	0	557
Total	312	557
0356048		
Vote Center	46	786
Vote by Mail	352	786
Remote	0	786
Total	398	786
0356049		
Vote Center	56	780
Vote by Mail	330	780
Remote	0	780
Total	386	780
0356050		
Vote Center	57	492
Vote by Mail	195	492
Remote	0	492
Total	252	492

Precinct	JAMES "DANNY" CARTWRIGHT (REP)		AMANDA CORTEZ (REP)	
0356040				
Vote Center	25	4.20%	22	3.70%
Vote by Mail	82	2.32%	92	2.61%
Remote	0		0	
Total	107	2.60%	114	2.76%
0356043				
Vote Center	17	1.94%	23	2.63%
Vote by Mail	110	2.31%	144	3.03%
Remote	0		0	
Total	127	2.26%	167	2.97%
0356047				
Vote Center	18	4.36%	16	3.87%
Vote by Mail	41	2.32%	62	3.50%
Remote	0		0	
Total	59	2.70%	78	3.57%
0356048				
Vote Center	6	1.86%	9	2.80%
Vote by Mail	62	2.52%	95	3.86%
Remote	0		0	
Total	68	2.44%	104	3.73%
0356049				
Vote Center	4	1.02%	2	0.51%
Vote by Mail	54	2.34%	85	3.68%
Remote	0		0	
Total	58	2.15%	87	3.22%
0356050				
Vote Center	8	2.01%	7	1.75%
Vote by Mail	42	3.08%	44	3.22%
Remote	0		0	
Total	50	2.83%	51	2.89%

Precinct	DAVE BUTLER (REP)		JOHN WYCOFF (REP)		LAURIE WYCOFF (REP)		STEPHANIE YOUNGBLOOD (REP)		MATTHEW OLIVER (REP)		MIKE MURRAY (REP)		Total Votes
0356040													
Vote Center	41	6.89%	22	3.70%	20	3.36%	22	3.70%	31	5.21%	66	11.09%	249
Vote by Mail	219	6.21%	82	2.32%	76	2.15%	78	2.21%	131	3.71%	307	8.70%	1,067
Remote	0		0		0		0		0		0		0
Total	260	6.31%	104	2.52%	96	2.33%	100	2.43%	162	3.93%	373	9.05%	1,316
0356043													
Vote Center	53	6.06%	25	2.86%	19	2.17%	23	2.63%	42	4.80%	84	9.60%	286
Vote by Mail	272	5.72%	126	2.65%	109	2.29%	136	2.86%	208	4.38%	439	9.24%	1,544
Remote	0		0		0		0		0		0		0
Total	325	5.77%	151	2.68%	128	2.27%	159	2.83%	250	4.44%	523	9.29%	1,830
0356047													
Vote Center	27	6.54%	12	2.91%	13	3.15%	17	4.12%	22	5.33%	39	9.44%	164
Vote by Mail	108	6.10%	59	3.33%	59	3.33%	56	3.16%	95	5.36%	173	9.77%	653
Remote	0		0		0		0		0		0		0
Total	135	6.18%	71	3.25%	72	3.30%	73	3.34%	117	5.36%	212	9.71%	817
0356048													
Vote Center	16	4.97%	11	3.42%	8	2.48%	7	2.17%	8	2.48%	29	9.01%	94
Vote by Mail	144	5.84%	76	3.08%	67	2.72%	89	3.61%	110	4.46%	227	9.21%	870
Remote	0		0		0		0		0		0		0
Total	160	5.74%	87	3.12%	75	2.69%	96	3.45%	118	4.24%	256	9.19%	964
0356049													
Vote Center	21	5.36%	7	1.79%	7	1.79%	6	1.53%	17	4.34%	39	9.95%	103
Vote by Mail	119	5.15%	76	3.29%	71	3.07%	79	3.42%	117	5.06%	230	9.96%	831
Remote	0		0		0		0		0		0		0
Total	140	5.18%	83	3.07%	78	2.89%	85	3.15%	134	4.96%	269	9.96%	934
0356050													
Vote Center	18	4.51%	7	1.75%	6	1.50%	5	1.25%	17	4.26%	38	9.52%	106
Vote by Mail	67	4.91%	40	2.93%	46	3.37%	46	3.37%	49	3.59%	127	9.30%	461
Remote	0		0		0		0		0		0		0
Total	85	4.82%	47	2.66%	52	2.95%	51	2.89%	66	3.74%	165	9.35%	567

Precinct	Times Cast	Registered Voters
0356052		
Vote Center	0	0
Vote by Mail	0	0
Remote	0	0
Total	0	0
0356058		
Vote Center	2	22
Vote by Mail	9	22
Remote	0	22
Total	11	22
Placer County - Total	12,525	22,855
Cumulative		
Cumulative		
Vote Center	0	0
Vote by Mail	0	0
Remote	0	0
Total	0	0
Cumulative - Total	0	0
County - Total	12,525	22,855

Precinct	JAMES "DANNY" CARTWRIGHT (REP)		AMANDA CORTEZ (REP)	
0356052				
Vote Center	0		0	
Vote by Mail	0		0	
Remote	0		0	
Total	0		0	
0356058				
Vote Center	****	****	****	****
Vote by Mail	****	****	****	****
Remote	0		0	
Total	2	2.60%	3	3.90%
Placer County - Total	2,558	2.92%	3,130	3.57%
Cumulative				
Cumulative				
Vote Center	0		0	
Vote by Mail	0		0	
Remote	0		0	
Total	0		0	
Cumulative - Total	0		0	
County - Total	2,558	2.92%	3,130	3.57%

Precinct	DAVE BUTLER (REP)		JOHN WYCOFF (REP)		LAURIE WYCOFF (REP)		STEPHANIE YOUNGBLOOD (REP)		MATTHEW OLIVER (REP)		MIKE MURRAY (REP)		Total Votes
0356052													
Vote Center	0		0		0		0		0		0		0
Vote by Mail	0		0		0		0		0		0		0
Remote	0		0		0		0		0		0		0
Total	0		0		0		0		0		0		0
0356058													
Vote Center	****	****	****	****	****	****	****	****	****	****	****	****	****
Vote by Mail	****	****	****	****	****	****	****	****	****	****	****	****	****
Remote	0		0		0		0		0		0		0
Total	2	2.60%	4	5.19%	5	6.49%	2	2.60%	4	5.19%	9	11.69%	31
Placer County - Total	4,704	5.37%	2,550	2.91%	2,498	2.85%	2,710	3.09%	3,984	4.54%	7,733	8.82%	29,867
Cumulative													
Cumulative													
Vote Center	0		0		0		0		0		0		0
Vote by Mail	0		0		0		0		0		0		0
Remote	0		0		0		0		0		0		0
Total	0		0		0		0		0		0		0
Cumulative - Total	0		0		0		0		0		0		0
County - Total	4,704	5.37%	2,550	2.91%	2,498	2.85%	2,710	3.09%	3,984	4.54%	7,733	8.82%	29,867

UNITED STATES SENATOR FULL TERM (Vote for 1) **** - Insufficient Turnout to Protect Voter Privacy

Precinct		Times Cast	Registered Voters
County			
Placer County			
0131101			
Vote Center	53	1,640	
Vote by Mail	763	1,640	
Remote	0	1,640	
Total	816	1,640	
0151105			
Vote Center	62	1,643	
Vote by Mail	639	1,643	
Remote	0	1,643	
Total	701	1,643	
0151107			
Vote Center	101	2,170	
Vote by Mail	947	2,170	
Remote	0	2,170	
Total	1,048	2,170	
0157201			
Vote Center	71	1,812	
Vote by Mail	594	1,812	
Remote	0	1,812	
Total	665	1,812	
0157205			
Vote Center	109	2,171	
Vote by Mail	898	2,171	
Remote	0	2,171	
Total	1,007	2,171	

Precinct		STEVE GARVEY (REP)		DENICE GARY-PANDOL (REP)	
County					
Placer County					
0131101					
Vote Center	25	47.17%	0	0.00%	
Vote by Mail	262	34.34%	1	0.13%	
Remote	0		0		
Total	287	35.17%	1	0.12%	
0151105					
Vote Center	41	66.13%	0	0.00%	
Vote by Mail	271	42.41%	1	0.16%	
Remote	0		0		
Total	312	44.51%	1	0.14%	
0151107					
Vote Center	72	71.29%	0	0.00%	
Vote by Mail	412	43.51%	2	0.21%	
Remote	0		0		
Total	484	46.18%	2	0.19%	
0157201					
Vote Center	46	64.79%	0	0.00%	
Vote by Mail	226	38.05%	1	0.17%	
Remote	0		0		
Total	272	40.90%	1	0.15%	
0157205					
Vote Center	67	61.47%	0	0.00%	
Vote by Mail	364	40.53%	6	0.67%	
Remote	0		0		
Total	431	42.80%	6	0.60%	

Precinct	LAURA GARZA (NPP)		SEPI GILANI (DEM)		DON J. GRUNDMANN (NPP)		FORREST JONES (AIP)		BARBARA LEE (DEM)		GAIL LIGHTFOOT (LIB)		SARAH SUN LIEW (REP)	
County														
Placer County														
0131101														
Vote Center	0	0.00%	1	1.89%	0	0.00%	0	0.00%	1	1.89%	0	0.00%	1	1.89%
Vote by Mail	6	0.79%	4	0.52%	2	0.26%	1	0.13%	43	5.64%	4	0.52%	4	0.52%
Remote	0		0		0		0		0		0		0	
Total	6	0.74%	5	0.61%	2	0.25%	1	0.12%	44	5.39%	4	0.49%	5	0.61%
0151105														
Vote Center	0	0.00%	0	0.00%	0	0.00%	0	0.00%	2	3.23%	0	0.00%	1	1.61%
Vote by Mail	1	0.16%	2	0.31%	0	0.00%	0	0.00%	48	7.51%	0	0.00%	8	1.25%
Remote	0		0		0		0		0		0		0	
Total	1	0.14%	2	0.29%	0	0.00%	0	0.00%	50	7.13%	0	0.00%	9	1.28%
0151107														
Vote Center	0	0.00%	0	0.00%	0	0.00%	0	0.00%	1	0.99%	1	0.99%	2	1.98%
Vote by Mail	2	0.21%	3	0.32%	0	0.00%	7	0.74%	46	4.86%	1	0.11%	11	1.16%
Remote	0		0		0		0		0		0		0	
Total	2	0.19%	3	0.29%	0	0.00%	7	0.67%	47	4.48%	2	0.19%	13	1.24%
0157201														
Vote Center	0	0.00%	0	0.00%	0	0.00%	0	0.00%	0	0.00%	0	0.00%	1	1.41%
Vote by Mail	4	0.67%	0	0.00%	1	0.17%	3	0.51%	40	6.73%	6	1.01%	1	0.17%
Remote	0		0		0		0		0		0		0	
Total	4	0.60%	0	0.00%	1	0.15%	3	0.45%	40	6.02%	6	0.90%	2	0.30%
0157205														
Vote Center	0	0.00%	1	0.92%	0	0.00%	0	0.00%	7	6.42%	0	0.00%	1	0.92%
Vote by Mail	3	0.33%	1	0.11%	2	0.22%	2	0.22%	49	5.46%	9	1.00%	8	0.89%
Remote	0		0		0		0		0		0		0	
Total	3	0.30%	2	0.20%	2	0.20%	2	0.20%	56	5.56%	9	0.89%	9	0.89%

Precinct	SHARLETA BASSETT (REP)		JAMES BRADLEY (REP)		MARTIN VEPRUSKAS (REP)		ERIC EARLY (REP)		ADAM B. SCHIFF (DEM)		MAJOR SINGH (NPP)		STEFAN SIMCHOWITZ (REP)	
County														
Placer County														
0131101														
Vote Center	0	0.00%	1	1.89%	0	0.00%	7	13.21%	9	16.98%	1	1.89%	0	0.00%
Vote by Mail	15	1.97%	6	0.79%	1	0.13%	49	6.42%	250	32.77%	1	0.13%	0	0.00%
Remote	0		0		0		0		0		0		0	
Total	15	1.84%	7	0.86%	1	0.12%	56	6.86%	259	31.74%	2	0.25%	0	0.00%
0151105														
Vote Center	2	3.23%	2	3.23%	0	0.00%	8	12.90%	3	4.84%	0	0.00%	0	0.00%
Vote by Mail	3	0.47%	20	3.13%	1	0.16%	29	4.54%	168	26.29%	0	0.00%	4	0.63%
Remote	0		0		0		0		0		0		0	
Total	5	0.71%	22	3.14%	1	0.14%	37	5.28%	171	24.39%	0	0.00%	4	0.57%
0151107														
Vote Center	1	0.99%	2	1.98%	0	0.00%	6	5.94%	10	9.90%	0	0.00%	0	0.00%
Vote by Mail	8	0.84%	17	1.80%	0	0.00%	57	6.02%	251	26.50%	9	0.95%	0	0.00%
Remote	0		0		0		0		0		0		0	
Total	9	0.86%	19	1.81%	0	0.00%	63	6.01%	261	24.90%	9	0.86%	0	0.00%
0157201														
Vote Center	0	0.00%	0	0.00%	0	0.00%	9	12.68%	8	11.27%	0	0.00%	0	0.00%
Vote by Mail	8	1.35%	16	2.69%	0	0.00%	32	5.39%	137	23.06%	1	0.17%	0	0.00%
Remote	0		0		0		0		0		0		0	
Total	8	1.20%	16	2.41%	0	0.00%	41	6.17%	145	21.80%	1	0.15%	0	0.00%
0157205														
Vote Center	2	1.83%	1	0.92%	0	0.00%	8	7.34%	12	11.01%	0	0.00%	0	0.00%
Vote by Mail	12	1.34%	21	2.34%	0	0.00%	41	4.57%	240	26.73%	3	0.33%	0	0.00%
Remote	0		0		0		0		0		0		0	
Total	14	1.39%	22	2.18%	0	0.00%	49	4.87%	252	25.02%	3	0.30%	0	0.00%

Precinct	CHRISTINA PASCUCCI (DEM)		DAVID PETERSON (DEM)		PERRY POUND (DEM)		KATIE PORTER (DEM)		DOUGLAS H. PIERCE (DEM)		RAJI RAB (DEM)		MARK RUZON (NPP)	
County														
Placer County														
0131101														
Vote Center	0	0.00%	0	0.00%	0	0.00%	5	9.43%	0	0.00%	0	0.00%	0	0.00%
Vote by Mail	4	0.52%	0	0.00%	0	0.00%	84	11.01%	0	0.00%	0	0.00%	0	0.00%
Remote	0		0		0		0		0		0		0	
Total	4	0.49%	0	0.00%	0	0.00%	89	10.91%	0	0.00%	0	0.00%	0	0.00%
0151105														
Vote Center	1	1.61%	0	0.00%	0	0.00%	2	3.23%	0	0.00%	0	0.00%	0	0.00%
Vote by Mail	7	1.10%	0	0.00%	0	0.00%	59	9.23%	1	0.16%	0	0.00%	0	0.00%
Remote	0		0		0		0		0		0		0	
Total	8	1.14%	0	0.00%	0	0.00%	61	8.70%	1	0.14%	0	0.00%	0	0.00%
0151107														
Vote Center	0	0.00%	1	0.99%	0	0.00%	2	1.98%	0	0.00%	0	0.00%	0	0.00%
Vote by Mail	2	0.21%	0	0.00%	1	0.11%	76	8.03%	2	0.21%	2	0.21%	2	0.21%
Remote	0		0		0		0		0		0		0	
Total	2	0.19%	1	0.10%	1	0.10%	78	7.44%	2	0.19%	2	0.19%	2	0.19%
0157201														
Vote Center	0	0.00%	0	0.00%	1	1.41%	3	4.23%	0	0.00%	0	0.00%	0	0.00%
Vote by Mail	6	1.01%	0	0.00%	1	0.17%	77	12.96%	1	0.17%	1	0.17%	1	0.17%
Remote	0		0		0		0		0		0		0	
Total	6	0.90%	0	0.00%	2	0.30%	80	12.03%	1	0.15%	1	0.15%	1	0.15%
0157205														
Vote Center	0	0.00%	0	0.00%	0	0.00%	9	8.26%	0	0.00%	0	0.00%	0	0.00%
Vote by Mail	5	0.56%	3	0.33%	2	0.22%	99	11.02%	1	0.11%	0	0.00%	1	0.11%
Remote	0		0		0		0		0		0		0	
Total	5	0.50%	3	0.30%	2	0.20%	108	10.72%	1	0.10%	0	0.00%	1	0.10%

Precinct	JONATHAN REISS (REP)		JOHN ROSE (DEM)		HARMESH KUMAR (DEM)		JAMES "JIM" MACAULEY (REP)		Total Votes	DANNY FABRICANT Qualified Write In		CARLOS GUILLERMO TAPIA Qualified Write In	
County													
Placer County													
0131101													
Vote Center	0	0.00%	0	0.00%	0	0.00%	0	0.00%	51	0	0.00%	0	0.00%
Vote by Mail	0	0.00%	0	0.00%	0	0.00%	1	0.13%	738	0	0.00%	0	0.00%
Remote	0		0		0		0		0	0		0	
Total	0	0.00%	0	0.00%	0	0.00%	1	0.12%	789	0	0.00%	0	0.00%
0151105													
Vote Center	0	0.00%	0	0.00%	0	0.00%	0	0.00%	62	0	0.00%	0	0.00%
Vote by Mail	1	0.16%	0	0.00%	0	0.00%	3	0.47%	627	0	0.00%	0	0.00%
Remote	0		0		0		0		0	0		0	
Total	1	0.14%	0	0.00%	0	0.00%	3	0.43%	689	0	0.00%	0	0.00%
0151107													
Vote Center	0	0.00%	0	0.00%	0	0.00%	1	0.99%	99	0	0.00%	0	0.00%
Vote by Mail	1	0.11%	0	0.00%	1	0.11%	6	0.63%	919	0	0.00%	0	0.00%
Remote	0		0		0		0		0	0		0	
Total	1	0.10%	0	0.00%	1	0.10%	7	0.67%	1,018	0	0.00%	0	0.00%
0157201													
Vote Center	0	0.00%	0	0.00%	0	0.00%	0	0.00%	68	0	0.00%	0	0.00%
Vote by Mail	0	0.00%	1	0.17%	1	0.17%	1	0.17%	566	0	0.00%	0	0.00%
Remote	0		0		0		0		0	0		0	
Total	0	0.00%	1	0.15%	1	0.15%	1	0.15%	634	0	0.00%	0	0.00%
0157205													
Vote Center	1	0.92%	0	0.00%	0	0.00%	0	0.00%	109	0	0.00%	0	0.00%
Vote by Mail	2	0.22%	1	0.11%	0	0.00%	3	0.33%	878	0	0.00%	0	0.00%
Remote	0		0		0		0		0	0		0	
Total	3	0.30%	1	0.10%	0	0.00%	3	0.30%	987	0	0.00%	0	0.00%

Precinct	MICHAEL JOSEPH DILGER Qualified Write In		JOHN DOWELL Qualified Write In	
County				
Placer County				
0131101				
Vote Center	0	0.00%	0	0.00%
Vote by Mail	0	0.00%	0	0.00%
Remote	0		0	
Total	0	0.00%	0	0.00%
0151105				
Vote Center	0	0.00%	0	0.00%
Vote by Mail	0	0.00%	0	0.00%
Remote	0		0	
Total	0	0.00%	0	0.00%
0151107				
Vote Center	0	0.00%	0	0.00%
Vote by Mail	0	0.00%	0	0.00%
Remote	0		0	
Total	0	0.00%	0	0.00%
0157201				
Vote Center	0	0.00%	0	0.00%
Vote by Mail	0	0.00%	0	0.00%
Remote	0		0	
Total	0	0.00%	0	0.00%
0157205				
Vote Center	0	0.00%	0	0.00%
Vote by Mail	0	0.00%	0	0.00%
Remote	0		0	
Total	0	0.00%	0	0.00%

Precinct	Times Cast	Registered Voters
0157213		
Vote Center	71	1,252
Vote by Mail	341	1,252
Remote	0	1,252
Total	412	1,252
0157217		
Vote Center	83	1,705
Vote by Mail	462	1,705
Remote	0	1,705
Total	545	1,705
0157218		
Vote Center	189	2,680
Vote by Mail	993	2,680
Remote	0	2,680
Total	1,182	2,680
0157226		
Vote Center	143	2,243
Vote by Mail	714	2,243
Remote	0	2,243
Total	857	2,243
0157306		
Vote Center	119	2,243
Vote by Mail	1,003	2,243
Remote	0	2,243
Total	1,122	2,243
0157311		
Vote Center	143	2,180
Vote by Mail	833	2,180
Remote	0	2,180
Total	976	2,180

Precinct	STEVE GARVEY (REP)		DENICE GARY-PANDOL (REP)	
0157213				
Vote Center	35	49.30%	1	1.41%
Vote by Mail	92	26.98%	0	0.00%
Remote	0		0	
Total	127	30.83%	1	0.24%
0157217				
Vote Center	42	50.60%	0	0.00%
Vote by Mail	140	30.30%	1	0.22%
Remote	0		0	
Total	182	33.39%	1	0.18%
0157218				
Vote Center	109	57.67%	0	0.00%
Vote by Mail	369	37.16%	4	0.40%
Remote	0		0	
Total	478	40.44%	4	0.34%
0157226				
Vote Center	88	61.54%	0	0.00%
Vote by Mail	253	35.43%	0	0.00%
Remote	0		0	
Total	341	39.79%	0	0.00%
0157306				
Vote Center	74	62.18%	0	0.00%
Vote by Mail	405	40.38%	1	0.10%
Remote	0		0	
Total	479	42.69%	1	0.09%
0157311				
Vote Center	85	59.44%	0	0.00%
Vote by Mail	305	36.61%	1	0.12%
Remote	0		0	
Total	390	39.96%	1	0.10%

Precinct	LAURA GARZA (NPP)		SEPI GILANI (DEM)		DON J. GRUNDMANN (NPP)		FORREST JONES (AIP)		BARBARA LEE (DEM)		GAIL LIGHTFOOT (LIB)		SARAH SUN LIEW (REP)	
0157213														
Vote Center	0	0.00%	0	0.00%	0	0.00%	1	1.41%	5	7.04%	1	1.41%	1	1.41%
Vote by Mail	1	0.29%	1	0.29%	1	0.29%	0	0.00%	36	10.56%	4	1.17%	3	0.88%
Remote	0		0		0		0		0		0		0	
Total	1	0.24%	1	0.24%	1	0.24%	1	0.24%	41	9.95%	5	1.21%	4	0.97%
0157217														
Vote Center	0	0.00%	0	0.00%	0	0.00%	0	0.00%	7	8.43%	1	1.20%	0	0.00%
Vote by Mail	3	0.65%	1	0.22%	3	0.65%	3	0.65%	46	9.96%	7	1.52%	0	0.00%
Remote	0		0		0		0		0		0		0	
Total	3	0.55%	1	0.18%	3	0.55%	3	0.55%	53	9.72%	8	1.47%	0	0.00%
0157218														
Vote Center	1	0.53%	1	0.53%	0	0.00%	1	0.53%	9	4.76%	1	0.53%	2	1.06%
Vote by Mail	1	0.10%	1	0.10%	1	0.10%	6	0.60%	65	6.55%	8	0.81%	3	0.30%
Remote	0		0		0		0		0		0		0	
Total	2	0.17%	2	0.17%	1	0.08%	7	0.59%	74	6.26%	9	0.76%	5	0.42%
0157226														
Vote Center	2	1.40%	0	0.00%	0	0.00%	0	0.00%	2	1.40%	1	0.70%	0	0.00%
Vote by Mail	1	0.14%	1	0.14%	2	0.28%	1	0.14%	55	7.70%	7	0.98%	2	0.28%
Remote	0		0		0		0		0		0		0	
Total	3	0.35%	1	0.12%	2	0.23%	1	0.12%	57	6.65%	8	0.93%	2	0.23%
0157306														
Vote Center	0	0.00%	0	0.00%	0	0.00%	0	0.00%	3	2.52%	1	0.84%	0	0.00%
Vote by Mail	1	0.10%	2	0.20%	3	0.30%	3	0.30%	43	4.29%	6	0.60%	4	0.40%
Remote	0		0		0		0		0		0		0	
Total	1	0.09%	2	0.18%	3	0.27%	3	0.27%	46	4.10%	7	0.62%	4	0.36%
0157311														
Vote Center	1	0.70%	0	0.00%	1	0.70%	0	0.00%	4	2.80%	1	0.70%	1	0.70%
Vote by Mail	0	0.00%	0	0.00%	1	0.12%	4	0.48%	50	6.00%	4	0.48%	5	0.60%
Remote	0		0		0		0		0		0		0	
Total	1	0.10%	0	0.00%	2	0.20%	4	0.41%	54	5.53%	5	0.51%	6	0.61%

Precinct	SHARLETA BASSETT (REP)		JAMES BRADLEY (REP)		MARTIN VEPRASKAS (REP)		ERIC EARLY (REP)		ADAM B. SCHIFF (DEM)		MAJOR SINGH (NPP)		STEFAN SIMCHOWITZ (REP)	
0157213														
Vote Center	2	2.82%	1	1.41%	0	0.00%	8	11.27%	7	9.86%	0	0.00%	0	0.00%
Vote by Mail	7	2.05%	6	1.76%	0	0.00%	22	6.45%	96	28.15%	0	0.00%	0	0.00%
Remote	0		0		0		0		0		0		0	
Total	9	2.18%	7	1.70%	0	0.00%	30	7.28%	103	25.00%	0	0.00%	0	0.00%
0157217														
Vote Center	1	1.20%	1	1.20%	0	0.00%	7	8.43%	13	15.66%	0	0.00%	0	0.00%
Vote by Mail	4	0.87%	6	1.30%	0	0.00%	29	6.28%	117	25.32%	2	0.43%	0	0.00%
Remote	0		0		0		0		0		0		0	
Total	5	0.92%	7	1.28%	0	0.00%	36	6.61%	130	23.85%	2	0.37%	0	0.00%
0157218														
Vote Center	1	0.53%	4	2.12%	0	0.00%	11	5.82%	29	15.34%	1	0.53%	0	0.00%
Vote by Mail	19	1.91%	20	2.01%	1	0.10%	41	4.13%	278	28.00%	1	0.10%	0	0.00%
Remote	0		0		0		0		0		0		0	
Total	20	1.69%	24	2.03%	1	0.08%	52	4.40%	307	25.97%	2	0.17%	0	0.00%
0157226														
Vote Center	3	2.10%	4	2.80%	0	0.00%	10	6.99%	17	11.89%	0	0.00%	0	0.00%
Vote by Mail	8	1.12%	17	2.38%	2	0.28%	57	7.98%	189	26.47%	1	0.14%	0	0.00%
Remote	0		0		0		0		0		0		0	
Total	11	1.28%	21	2.45%	2	0.23%	67	7.82%	206	24.04%	1	0.12%	0	0.00%
0157306														
Vote Center	0	0.00%	1	0.84%	0	0.00%	11	9.24%	20	16.81%	0	0.00%	0	0.00%
Vote by Mail	13	1.30%	19	1.89%	0	0.00%	50	4.99%	290	28.91%	0	0.00%	1	0.10%
Remote	0		0		0		0		0		0		0	
Total	13	1.16%	20	1.78%	0	0.00%	61	5.44%	310	27.63%	0	0.00%	1	0.09%
0157311														
Vote Center	2	1.40%	1	0.70%	0	0.00%	11	7.69%	21	14.69%	1	0.70%	0	0.00%
Vote by Mail	6	0.72%	18	2.16%	1	0.12%	52	6.24%	235	28.21%	1	0.12%	0	0.00%
Remote	0		0		0		0		0		0		0	
Total	8	0.82%	19	1.95%	1	0.10%	63	6.45%	256	26.23%	2	0.20%	0	0.00%

Precinct	CHRISTINA PASCUCCI (DEM)		DAVID PETERSON (DEM)		PERRY POUND (DEM)		KATIE PORTER (DEM)		DOUGLAS H. PIERCE (DEM)		RAJI RAB (DEM)		MARK RUZON (NPP)	
0157213														
Vote Center	0	0.00%	1	1.41%	0	0.00%	6	8.45%	1	1.41%	0	0.00%	0	0.00%
Vote by Mail	4	1.17%	0	0.00%	0	0.00%	43	12.61%	5	1.47%	0	0.00%	0	0.00%
Remote	0		0		0		0		0		0		0	
Total	4	0.97%	1	0.24%	0	0.00%	49	11.89%	6	1.46%	0	0.00%	0	0.00%
0157217														
Vote Center	0	0.00%	1	1.20%	0	0.00%	5	6.02%	0	0.00%	0	0.00%	1	1.20%
Vote by Mail	4	0.87%	3	0.65%	1	0.22%	72	15.58%	3	0.65%	1	0.22%	2	0.43%
Remote	0		0		0		0		0		0		0	
Total	4	0.73%	4	0.73%	1	0.18%	77	14.13%	3	0.55%	1	0.18%	3	0.55%
0157218														
Vote Center	0	0.00%	0	0.00%	0	0.00%	14	7.41%	0	0.00%	0	0.00%	0	0.00%
Vote by Mail	10	1.01%	2	0.20%	2	0.20%	112	11.28%	2	0.20%	1	0.10%	3	0.30%
Remote	0		0		0		0		0		0		0	
Total	10	0.85%	2	0.17%	2	0.17%	126	10.66%	2	0.17%	1	0.08%	3	0.25%
0157226														
Vote Center	1	0.70%	0	0.00%	1	0.70%	8	5.59%	0	0.00%	0	0.00%	1	0.70%
Vote by Mail	3	0.42%	3	0.42%	1	0.14%	79	11.06%	0	0.00%	2	0.28%	1	0.14%
Remote	0		0		0		0		0		0		0	
Total	4	0.47%	3	0.35%	2	0.23%	87	10.15%	0	0.00%	2	0.23%	2	0.23%
0157306														
Vote Center	0	0.00%	0	0.00%	1	0.84%	6	5.04%	0	0.00%	0	0.00%	0	0.00%
Vote by Mail	4	0.40%	0	0.00%	1	0.10%	116	11.57%	0	0.00%	0	0.00%	1	0.10%
Remote	0		0		0		0		0		0		0	
Total	4	0.36%	0	0.00%	2	0.18%	122	10.87%	0	0.00%	0	0.00%	1	0.09%
0157311														
Vote Center	0	0.00%	0	0.00%	0	0.00%	10	6.99%	1	0.70%	0	0.00%	0	0.00%
Vote by Mail	7	0.84%	1	0.12%	3	0.36%	100	12.00%	0	0.00%	2	0.24%	2	0.24%
Remote	0		0		0		0		0		0		0	
Total	7	0.72%	1	0.10%	3	0.31%	110	11.27%	1	0.10%	2	0.20%	2	0.20%

Precinct	JONATHAN REISS (REP)		JOHN ROSE (DEM)		HARMESH KUMAR (DEM)		JAMES "JIM" MACAULEY (REP)		Total Votes	DANNY FABRICANT Qualified Write In		CARLOS GUILLERMO TAPIA Qualified Write In	
0157213													
Vote Center	0	0.00%	0	0.00%	0	0.00%	0	0.00%	70	0	0.00%	0	0.00%
Vote by Mail	0	0.00%	0	0.00%	1	0.29%	0	0.00%	322	0	0.00%	0	0.00%
Remote	0		0		0		0		0	0		0	
Total	0	0.00%	0	0.00%	1	0.24%	0	0.00%	392	0	0.00%	0	0.00%
0157217													
Vote Center	0	0.00%	0	0.00%	0	0.00%	0	0.00%	79	0	0.00%	0	0.00%
Vote by Mail	0	0.00%	0	0.00%	1	0.22%	0	0.00%	449	0	0.00%	0	0.00%
Remote	0		0		0		0		0	0		0	
Total	0	0.00%	0	0.00%	1	0.18%	0	0.00%	528	0	0.00%	0	0.00%
0157218													
Vote Center	0	0.00%	0	0.00%	0	0.00%	2	1.06%	186	0	0.00%	0	0.00%
Vote by Mail	2	0.20%	1	0.10%	2	0.20%	10	1.01%	965	0	0.00%	0	0.00%
Remote	0		0		0		0		0	0		0	
Total	2	0.17%	1	0.08%	2	0.17%	12	1.02%	1,151	0	0.00%	0	0.00%
0157226													
Vote Center	0	0.00%	0	0.00%	0	0.00%	2	1.40%	140	0	0.00%	0	0.00%
Vote by Mail	0	0.00%	0	0.00%	0	0.00%	5	0.70%	690	0	0.00%	0	0.00%
Remote	0		0		0		0		0	0		0	
Total	0	0.00%	0	0.00%	0	0.00%	7	0.82%	830	0	0.00%	0	0.00%
0157306													
Vote Center	0	0.00%	1	0.84%	1	0.84%	0	0.00%	119	0	0.00%	0	0.00%
Vote by Mail	0	0.00%	0	0.00%	0	0.00%	2	0.20%	965	0	0.00%	0	0.00%
Remote	0		0		0		0		0	0		0	
Total	0	0.00%	1	0.09%	1	0.09%	2	0.18%	1,084	0	0.00%	0	0.00%
0157311													
Vote Center	0	0.00%	0	0.00%	0	0.00%	0	0.00%	140	0	0.00%	0	0.00%
Vote by Mail	0	0.00%	1	0.12%	1	0.12%	0	0.00%	800	0	0.00%	0	0.00%
Remote	0		0		0		0		0	0		0	
Total	0	0.00%	1	0.10%	1	0.10%	0	0.00%	940	0	0.00%	0	0.00%

Precinct	MICHAEL JOSEPH DILGER Qualified Write In		JOHN DOWELL Qualified Write In	
0157213				
Vote Center	0	0.00%	0	0.00%
Vote by Mail	0	0.00%	0	0.00%
Remote	0		0	
Total	0	0.00%	0	0.00%
0157217				
Vote Center	0	0.00%	0	0.00%
Vote by Mail	0	0.00%	0	0.00%
Remote	0		0	
Total	0	0.00%	0	0.00%
0157218				
Vote Center	0	0.00%	0	0.00%
Vote by Mail	0	0.00%	0	0.00%
Remote	0		0	
Total	0	0.00%	0	0.00%
0157226				
Vote Center	0	0.00%	0	0.00%
Vote by Mail	0	0.00%	0	0.00%
Remote	0		0	
Total	0	0.00%	0	0.00%
0157306				
Vote Center	0	0.00%	0	0.00%
Vote by Mail	0	0.00%	0	0.00%
Remote	0		0	
Total	0	0.00%	0	0.00%
0157311				
Vote Center	0	0.00%	0	0.00%
Vote by Mail	0	0.00%	0	0.00%
Remote	0		0	
Total	0	0.00%	0	0.00%

Precinct	Times Cast	Registered Voters
0157318		
Vote Center	112	1,936
Vote by Mail	660	1,936
Remote	0	1,936
Total	772	1,936
0157396		
Vote Center	81	1,759
Vote by Mail	739	1,759
Remote	0	1,759
Total	820	1,759
0157401		
Vote Center	84	2,406
Vote by Mail	1,804	2,406
Remote	0	2,406
Total	1,888	2,406
0157403		
Vote Center	110	2,187
Vote by Mail	929	2,187
Remote	0	2,187
Total	1,039	2,187
0157405		
Vote Center	156	2,210
Vote by Mail	984	2,210
Remote	0	2,210
Total	1,140	2,210
0157407		
Vote Center	122	2,991
Vote by Mail	1,063	2,991
Remote	0	2,991
Total	1,185	2,991

Precinct	STEVE GARVEY (REP)		DENICE GARY-PANDOL (REP)	
0157318				
Vote Center	69	61.61%	0	0.00%
Vote by Mail	241	36.52%	1	0.15%
Remote	0		0	
Total	310	40.16%	1	0.13%
0157396				
Vote Center	52	64.20%	0	0.00%
Vote by Mail	256	34.64%	4	0.54%
Remote	0		0	
Total	308	37.56%	4	0.49%
0157401				
Vote Center	42	50.00%	0	0.00%
Vote by Mail	612	33.92%	3	0.17%
Remote	0		0	
Total	654	34.64%	3	0.16%
0157403				
Vote Center	70	63.64%	0	0.00%
Vote by Mail	377	40.58%	3	0.32%
Remote	0		0	
Total	447	43.02%	3	0.29%
0157405				
Vote Center	110	70.51%	0	0.00%
Vote by Mail	401	40.75%	5	0.51%
Remote	0		0	
Total	511	44.82%	5	0.44%
0157407				
Vote Center	75	61.48%	0	0.00%
Vote by Mail	365	34.34%	1	0.09%
Remote	0		0	
Total	440	37.13%	1	0.08%

Precinct	LAURA GARZA (NPP)		SEPI GILANI (DEM)		DON J. GRUNDMANN (NPP)		FORREST JONES (AIP)		BARBARA LEE (DEM)		GAIL LIGHTFOOT (LIB)		SARAH SUN LIEW (REP)	
0157318														
Vote Center	1	0.89%	0	0.00%	0	0.00%	0	0.00%	4	3.57%	2	1.79%	0	0.00%
Vote by Mail	1	0.15%	2	0.30%	2	0.30%	0	0.00%	45	6.82%	6	0.91%	1	0.15%
Remote	0		0		0		0		0		0		0	
Total	2	0.26%	2	0.26%	2	0.26%	0	0.00%	49	6.35%	8	1.04%	1	0.13%
0157396														
Vote Center	1	1.23%	0	0.00%	0	0.00%	0	0.00%	3	3.70%	1	1.23%	0	0.00%
Vote by Mail	3	0.41%	1	0.14%	1	0.14%	5	0.68%	56	7.58%	5	0.68%	5	0.68%
Remote	0		0		0		0		0		0		0	
Total	4	0.49%	1	0.12%	1	0.12%	5	0.61%	59	7.20%	6	0.73%	5	0.61%
0157401														
Vote Center	0	0.00%	0	0.00%	0	0.00%	0	0.00%	5	5.95%	0	0.00%	0	0.00%
Vote by Mail	2	0.11%	3	0.17%	3	0.17%	3	0.17%	58	3.22%	6	0.33%	5	0.28%
Remote	0		0		0		0		0		0		0	
Total	2	0.11%	3	0.16%	3	0.16%	3	0.16%	63	3.34%	6	0.32%	5	0.26%
0157403														
Vote Center	1	0.91%	0	0.00%	0	0.00%	0	0.00%	4	3.64%	1	0.91%	1	0.91%
Vote by Mail	1	0.11%	1	0.11%	1	0.11%	4	0.43%	44	4.74%	5	0.54%	3	0.32%
Remote	0		0		0		0		0		0		0	
Total	2	0.19%	1	0.10%	1	0.10%	4	0.38%	48	4.62%	6	0.58%	4	0.38%
0157405														
Vote Center	1	0.64%	0	0.00%	0	0.00%	1	0.64%	6	3.85%	2	1.28%	2	1.28%
Vote by Mail	1	0.10%	3	0.30%	1	0.10%	3	0.30%	55	5.59%	6	0.61%	5	0.51%
Remote	0		0		0		0		0		0		0	
Total	2	0.18%	3	0.26%	1	0.09%	4	0.35%	61	5.35%	8	0.70%	7	0.61%
0157407														
Vote Center	0	0.00%	0	0.00%	0	0.00%	0	0.00%	11	9.02%	1	0.82%	4	3.28%
Vote by Mail	3	0.28%	3	0.28%	1	0.09%	1	0.09%	77	7.24%	9	0.85%	3	0.28%
Remote	0		0		0		0		0		0		0	
Total	3	0.25%	3	0.25%	1	0.08%	1	0.08%	88	7.43%	10	0.84%	7	0.59%

Precinct	SHARLETA BASSETT (REP)		JAMES BRADLEY (REP)		MARTIN VEPRASKAS (REP)		ERIC EARLY (REP)		ADAM B. SCHIFF (DEM)		MAJOR SINGH (NPP)		STEFAN SIMCHOWITZ (REP)	
0157318														
Vote Center	2	1.79%	1	0.89%	0	0.00%	6	5.36%	21	18.75%	0	0.00%	0	0.00%
Vote by Mail	6	0.91%	15	2.27%	0	0.00%	49	7.42%	166	25.15%	3	0.45%	0	0.00%
Remote	0		0		0		0		0		0		0	
Total	8	1.04%	16	2.07%	0	0.00%	55	7.12%	187	24.22%	3	0.39%	0	0.00%
0157396														
Vote Center	1	1.23%	2	2.47%	0	0.00%	7	8.64%	8	9.88%	0	0.00%	0	0.00%
Vote by Mail	10	1.35%	26	3.52%	0	0.00%	34	4.60%	210	28.42%	1	0.14%	0	0.00%
Remote	0		0		0		0		0		0		0	
Total	11	1.34%	28	3.41%	0	0.00%	41	5.00%	218	26.59%	1	0.12%	0	0.00%
0157401														
Vote Center	0	0.00%	0	0.00%	0	0.00%	20	23.81%	7	8.33%	0	0.00%	0	0.00%
Vote by Mail	10	0.55%	29	1.61%	0	0.00%	151	8.37%	696	38.58%	1	0.06%	2	0.11%
Remote	0		0		0		0		0		0		0	
Total	10	0.53%	29	1.54%	0	0.00%	171	9.06%	703	37.24%	1	0.05%	2	0.11%
0157403														
Vote Center	1	0.91%	1	0.91%	0	0.00%	14	12.73%	6	5.45%	0	0.00%	0	0.00%
Vote by Mail	13	1.40%	6	0.65%	1	0.11%	65	7.00%	255	27.45%	3	0.32%	0	0.00%
Remote	0		0		0		0		0		0		0	
Total	14	1.35%	7	0.67%	1	0.10%	79	7.60%	261	25.12%	3	0.29%	0	0.00%
0157405														
Vote Center	4	2.56%	0	0.00%	0	0.00%	5	3.21%	8	5.13%	0	0.00%	0	0.00%
Vote by Mail	4	0.41%	29	2.95%	2	0.20%	58	5.89%	237	24.09%	1	0.10%	0	0.00%
Remote	0		0		0		0		0		0		0	
Total	8	0.70%	29	2.54%	2	0.18%	63	5.53%	245	21.49%	1	0.09%	0	0.00%
0157407														
Vote Center	0	0.00%	3	2.46%	0	0.00%	9	7.38%	12	9.84%	0	0.00%	0	0.00%
Vote by Mail	6	0.56%	15	1.41%	1	0.09%	76	7.15%	279	26.25%	2	0.19%	0	0.00%
Remote	0		0		0		0		0		0		0	
Total	6	0.51%	18	1.52%	1	0.08%	85	7.17%	291	24.56%	2	0.17%	0	0.00%

Precinct	CHRISTINA PASCUCCI (DEM)		DAVID PETERSON (DEM)		PERRY POUND (DEM)		KATIE PORTER (DEM)		DOUGLAS H. PIERCE (DEM)		RAJI RAB (DEM)		MARK RUZON (NPP)	
0157318														
Vote Center	0	0.00%	0	0.00%	1	0.89%	4	3.57%	0	0.00%	0	0.00%	0	0.00%
Vote by Mail	3	0.45%	3	0.45%	3	0.45%	84	12.73%	0	0.00%	2	0.30%	3	0.45%
Remote	0		0		0		0		0		0		0	
Total	3	0.39%	3	0.39%	4	0.52%	88	11.40%	0	0.00%	2	0.26%	3	0.39%
0157396														
Vote Center	0	0.00%	0	0.00%	0	0.00%	3	3.70%	0	0.00%	0	0.00%	0	0.00%
Vote by Mail	5	0.68%	1	0.14%	4	0.54%	77	10.42%	2	0.27%	1	0.14%	0	0.00%
Remote	0		0		0		0		0		0		0	
Total	5	0.61%	1	0.12%	4	0.49%	80	9.76%	2	0.24%	1	0.12%	0	0.00%
0157401														
Vote Center	0	0.00%	0	0.00%	0	0.00%	6	7.14%	0	0.00%	0	0.00%	0	0.00%
Vote by Mail	5	0.28%	0	0.00%	3	0.17%	154	8.54%	1	0.06%	1	0.06%	0	0.00%
Remote	0		0		0		0		0		0		0	
Total	5	0.26%	0	0.00%	3	0.16%	160	8.47%	1	0.05%	1	0.05%	0	0.00%
0157403														
Vote Center	0	0.00%	0	0.00%	0	0.00%	8	7.27%	0	0.00%	0	0.00%	0	0.00%
Vote by Mail	1	0.11%	0	0.00%	1	0.11%	105	11.30%	1	0.11%	1	0.11%	4	0.43%
Remote	0		0		0		0		0		0		0	
Total	1	0.10%	0	0.00%	1	0.10%	113	10.88%	1	0.10%	1	0.10%	4	0.38%
0157405														
Vote Center	0	0.00%	0	0.00%	0	0.00%	11	7.05%	0	0.00%	0	0.00%	0	0.00%
Vote by Mail	7	0.71%	3	0.30%	2	0.20%	122	12.40%	0	0.00%	1	0.10%	4	0.41%
Remote	0		0		0		0		0		0		0	
Total	7	0.61%	3	0.26%	2	0.18%	133	11.67%	0	0.00%	1	0.09%	4	0.35%
0157407														
Vote Center	1	0.82%	0	0.00%	0	0.00%	4	3.28%	0	0.00%	0	0.00%	0	0.00%
Vote by Mail	10	0.94%	0	0.00%	4	0.38%	157	14.77%	0	0.00%	0	0.00%	0	0.00%
Remote	0		0		0		0		0		0		0	
Total	11	0.93%	0	0.00%	4	0.34%	161	13.59%	0	0.00%	0	0.00%	0	0.00%

Precinct	JONATHAN REISS (REP)		JOHN ROSE (DEM)		HARMESH KUMAR (DEM)		JAMES "JIM" MACAULEY (REP)		Total Votes	DANNY FABRICANT Qualified Write In		CARLOS GUILLERMO TAPIA Qualified Write In	
0157318													
Vote Center	0	0.00%	0	0.00%	0	0.00%	0	0.00%	111	0	0.00%	0	0.00%
Vote by Mail	0	0.00%	1	0.15%	0	0.00%	3	0.45%	640	0	0.00%	0	0.00%
Remote	0		0		0		0		0	0		0	
Total	0	0.00%	1	0.13%	0	0.00%	3	0.39%	751	0	0.00%	0	0.00%
0157396													
Vote Center	0	0.00%	0	0.00%	0	0.00%	0	0.00%	78	0	0.00%	0	0.00%
Vote by Mail	0	0.00%	0	0.00%	1	0.14%	1	0.14%	709	0	0.00%	0	0.00%
Remote	0		0		0		0		0	0		0	
Total	0	0.00%	0	0.00%	1	0.12%	1	0.12%	787	0	0.00%	0	0.00%
0157401													
Vote Center	0	0.00%	0	0.00%	0	0.00%	1	1.19%	81	0	0.00%	0	0.00%
Vote by Mail	0	0.00%	1	0.06%	0	0.00%	5	0.28%	1,754	0	0.00%	0	0.00%
Remote	0		0		0		0		0	0		0	
Total	0	0.00%	1	0.05%	0	0.00%	6	0.32%	1,835	0	0.00%	0	0.00%
0157403													
Vote Center	0	0.00%	0	0.00%	0	0.00%	0	0.00%	107	0	0.00%	0	0.00%
Vote by Mail	1	0.11%	0	0.00%	3	0.32%	4	0.43%	903	0	0.00%	0	0.00%
Remote	0		0		0		0		0	0		0	
Total	1	0.10%	0	0.00%	3	0.29%	4	0.38%	1,010	0	0.00%	0	0.00%
0157405													
Vote Center	0	0.00%	0	0.00%	0	0.00%	0	0.00%	150	0	0.00%	0	0.00%
Vote by Mail	0	0.00%	0	0.00%	4	0.41%	2	0.20%	956	0	0.00%	0	0.00%
Remote	0		0		0		0		0	0		0	
Total	0	0.00%	0	0.00%	4	0.35%	2	0.18%	1,106	0	0.00%	0	0.00%
0157407													
Vote Center	0	0.00%	0	0.00%	0	0.00%	0	0.00%	120	0	0.00%	0	0.00%
Vote by Mail	0	0.00%	0	0.00%	0	0.00%	3	0.28%	1,016	0	0.00%	0	0.00%
Remote	0		0		0		0		0	0		0	
Total	0	0.00%	0	0.00%	0	0.00%	3	0.25%	1,136	0	0.00%	0	0.00%

Precinct	MICHAEL JOSEPH DILGER Qualified Write In		JOHN DOWELL Qualified Write In	
0157318				
Vote Center	0	0.00%	0	0.00%
Vote by Mail	0	0.00%	0	0.00%
Remote	0		0	
Total	0	0.00%	0	0.00%
0157396				
Vote Center	0	0.00%	0	0.00%
Vote by Mail	0	0.00%	0	0.00%
Remote	0		0	
Total	0	0.00%	0	0.00%
0157401				
Vote Center	0	0.00%	0	0.00%
Vote by Mail	0	0.00%	0	0.00%
Remote	0		0	
Total	0	0.00%	0	0.00%
0157403				
Vote Center	0	0.00%	0	0.00%
Vote by Mail	0	0.00%	0	0.00%
Remote	0		0	
Total	0	0.00%	0	0.00%
0157405				
Vote Center	0	0.00%	0	0.00%
Vote by Mail	0	0.00%	0	0.00%
Remote	0		0	
Total	0	0.00%	0	0.00%
0157407				
Vote Center	0	0.00%	0	0.00%
Vote by Mail	0	0.00%	0	0.00%
Remote	0		0	
Total	0	0.00%	0	0.00%

Precinct	Times Cast	Registered Voters
0157408		
Vote Center	47	1,998
Vote by Mail	1,211	1,998
Remote	0	1,998
Total	1,258	1,998
0157409		
Vote Center	36	1,132
Vote by Mail	874	1,132
Remote	0	1,132
Total	910	1,132
0157412		
Vote Center	119	2,538
Vote by Mail	824	2,538
Remote	0	2,538
Total	943	2,538
0157414		
Vote Center	96	2,793
Vote by Mail	950	2,793
Remote	0	2,793
Total	1,046	2,793
0157415		
Vote Center	154	2,842
Vote by Mail	1,219	2,842
Remote	0	2,842
Total	1,373	2,842
0157502		
Vote Center	151	2,638
Vote by Mail	1,060	2,638
Remote	0	2,638
Total	1,211	2,638

Precinct	STEVE GARVEY (REP)		DENICE GARY-PANDOL (REP)	
0157408				
Vote Center	27	57.45%	0	0.00%
Vote by Mail	415	34.27%	1	0.08%
Remote	0		0	
Total	442	35.14%	1	0.08%
0157409				
Vote Center	19	52.78%	0	0.00%
Vote by Mail	315	36.04%	0	0.00%
Remote	0		0	
Total	334	36.70%	0	0.00%
0157412				
Vote Center	81	68.07%	0	0.00%
Vote by Mail	291	35.32%	4	0.49%
Remote	0		0	
Total	372	39.45%	4	0.42%
0157414				
Vote Center	57	59.38%	1	1.04%
Vote by Mail	319	33.58%	3	0.32%
Remote	0		0	
Total	376	35.95%	4	0.38%
0157415				
Vote Center	91	59.09%	1	0.65%
Vote by Mail	506	41.51%	2	0.16%
Remote	0		0	
Total	597	43.48%	3	0.22%
0157502				
Vote Center	96	63.58%	0	0.00%
Vote by Mail	416	39.25%	0	0.00%
Remote	0		0	
Total	512	42.28%	0	0.00%

Precinct	LAURA GARZA (NPP)		SEPI GILANI (DEM)		DON J. GRUNDMANN (NPP)		FORREST JONES (AIP)		BARBARA LEE (DEM)		GAIL LIGHTFOOT (LIB)		SARAH SUN LIEW (REP)	
0157408														
Vote Center	0	0.00%	0	0.00%	1	2.13%	0	0.00%	2	4.26%	0	0.00%	0	0.00%
Vote by Mail	1	0.08%	2	0.17%	0	0.00%	3	0.25%	55	4.54%	2	0.17%	4	0.33%
Remote	0		0		0		0		0		0		0	
Total	1	0.08%	2	0.16%	1	0.08%	3	0.24%	57	4.53%	2	0.16%	4	0.32%
0157409														
Vote Center	0	0.00%	0	0.00%	0	0.00%	0	0.00%	1	2.78%	0	0.00%	0	0.00%
Vote by Mail	2	0.23%	1	0.11%	1	0.11%	1	0.11%	15	1.72%	3	0.34%	1	0.11%
Remote	0		0		0		0		0		0		0	
Total	2	0.22%	1	0.11%	1	0.11%	1	0.11%	16	1.76%	3	0.33%	1	0.11%
0157412														
Vote Center	2	1.68%	0	0.00%	0	0.00%	1	0.84%	8	6.72%	0	0.00%	1	0.84%
Vote by Mail	4	0.49%	2	0.24%	4	0.49%	3	0.36%	49	5.95%	1	0.12%	3	0.36%
Remote	0		0		0		0		0		0		0	
Total	6	0.64%	2	0.21%	4	0.42%	4	0.42%	57	6.04%	1	0.11%	4	0.42%
0157414														
Vote Center	0	0.00%	0	0.00%	0	0.00%	0	0.00%	7	7.29%	1	1.04%	0	0.00%
Vote by Mail	1	0.11%	4	0.42%	4	0.42%	1	0.11%	103	10.84%	10	1.05%	2	0.21%
Remote	0		0		0		0		0		0		0	
Total	1	0.10%	4	0.38%	4	0.38%	1	0.10%	110	10.52%	11	1.05%	2	0.19%
0157415														
Vote Center	0	0.00%	0	0.00%	0	0.00%	1	0.65%	5	3.25%	0	0.00%	2	1.30%
Vote by Mail	0	0.00%	2	0.16%	1	0.08%	0	0.00%	74	6.07%	5	0.41%	11	0.90%
Remote	0		0		0		0		0		0		0	
Total	0	0.00%	2	0.15%	1	0.07%	1	0.07%	79	5.75%	5	0.36%	13	0.95%
0157502														
Vote Center	0	0.00%	0	0.00%	0	0.00%	0	0.00%	2	1.32%	1	0.66%	0	0.00%
Vote by Mail	1	0.09%	4	0.38%	2	0.19%	3	0.28%	46	4.34%	13	1.23%	8	0.75%
Remote	0		0		0		0		0		0		0	
Total	1	0.08%	4	0.33%	2	0.17%	3	0.25%	48	3.96%	14	1.16%	8	0.66%

Precinct	SHARLETA BASSETT (REP)		JAMES BRADLEY (REP)		MARTIN VEPRASKAS (REP)		ERIC EARLY (REP)		ADAM B. SCHIFF (DEM)		MAJOR SINGH (NPP)		STEFAN SIMCHOWITZ (REP)	
0157408														
Vote Center	0	0.00%	0	0.00%	0	0.00%	1	2.13%	9	19.15%	1	2.13%	0	0.00%
Vote by Mail	8	0.66%	20	1.65%	0	0.00%	91	7.51%	440	36.33%	0	0.00%	0	0.00%
Remote	0		0		0		0		0		0		0	
Total	8	0.64%	20	1.59%	0	0.00%	92	7.31%	449	35.69%	1	0.08%	0	0.00%
0157409														
Vote Center	0	0.00%	0	0.00%	0	0.00%	6	16.67%	7	19.44%	0	0.00%	0	0.00%
Vote by Mail	3	0.34%	8	0.92%	1	0.11%	93	10.64%	320	36.61%	0	0.00%	0	0.00%
Remote	0		0		0		0		0		0		0	
Total	3	0.33%	8	0.88%	1	0.11%	99	10.88%	327	35.93%	0	0.00%	0	0.00%
0157412														
Vote Center	1	0.84%	1	0.84%	0	0.00%	3	2.52%	16	13.45%	1	0.84%	0	0.00%
Vote by Mail	8	0.97%	19	2.31%	0	0.00%	42	5.10%	199	24.15%	1	0.12%	2	0.24%
Remote	0		0		0		0		0		0		0	
Total	9	0.95%	20	2.12%	0	0.00%	45	4.77%	215	22.80%	2	0.21%	2	0.21%
0157414														
Vote Center	4	4.17%	3	3.13%	0	0.00%	5	5.21%	12	12.50%	0	0.00%	0	0.00%
Vote by Mail	5	0.53%	33	3.47%	2	0.21%	60	6.32%	244	25.68%	7	0.74%	0	0.00%
Remote	0		0		0		0		0		0		0	
Total	9	0.86%	36	3.44%	2	0.19%	65	6.21%	256	24.47%	7	0.67%	0	0.00%
0157415														
Vote Center	3	1.95%	3	1.95%	0	0.00%	10	6.49%	20	12.99%	0	0.00%	0	0.00%
Vote by Mail	13	1.07%	24	1.97%	1	0.08%	70	5.74%	328	26.91%	2	0.16%	0	0.00%
Remote	0		0		0		0		0		0		0	
Total	16	1.17%	27	1.97%	1	0.07%	80	5.83%	348	25.35%	2	0.15%	0	0.00%
0157502														
Vote Center	5	3.31%	2	1.32%	1	0.66%	19	12.58%	12	7.95%	0	0.00%	0	0.00%
Vote by Mail	15	1.42%	25	2.36%	1	0.09%	59	5.57%	285	26.89%	0	0.00%	0	0.00%
Remote	0		0		0		0		0		0		0	
Total	20	1.65%	27	2.23%	2	0.17%	78	6.44%	297	24.53%	0	0.00%	0	0.00%

Precinct	CHRISTINA PASCUCCI (DEM)		DAVID PETERSON (DEM)		PERRY POUND (DEM)		KATIE PORTER (DEM)		DOUGLAS H. PIERCE (DEM)		RAJI RAB (DEM)		MARK RUZON (NPP)	
0157408														
Vote Center	0	0.00%	0	0.00%	0	0.00%	6	12.77%	0	0.00%	0	0.00%	0	0.00%
Vote by Mail	3	0.25%	3	0.25%	5	0.41%	114	9.41%	0	0.00%	0	0.00%	0	0.00%
Remote	0		0		0		0		0		0		0	
Total	3	0.24%	3	0.24%	5	0.40%	120	9.54%	0	0.00%	0	0.00%	0	0.00%
0157409														
Vote Center	0	0.00%	0	0.00%	0	0.00%	3	8.33%	0	0.00%	0	0.00%	0	0.00%
Vote by Mail	1	0.11%	0	0.00%	2	0.23%	80	9.15%	1	0.11%	0	0.00%	0	0.00%
Remote	0		0		0		0		0		0		0	
Total	1	0.11%	0	0.00%	2	0.22%	83	9.12%	1	0.11%	0	0.00%	0	0.00%
0157412														
Vote Center	0	0.00%	0	0.00%	0	0.00%	3	2.52%	0	0.00%	0	0.00%	0	0.00%
Vote by Mail	4	0.49%	1	0.12%	2	0.24%	148	17.96%	2	0.24%	1	0.12%	1	0.12%
Remote	0		0		0		0		0		0		0	
Total	4	0.42%	1	0.11%	2	0.21%	151	16.01%	2	0.21%	1	0.11%	1	0.11%
0157414														
Vote Center	0	0.00%	0	0.00%	0	0.00%	3	3.13%	0	0.00%	0	0.00%	0	0.00%
Vote by Mail	8	0.84%	1	0.11%	0	0.00%	111	11.68%	2	0.21%	0	0.00%	3	0.32%
Remote	0		0		0		0		0		0		0	
Total	8	0.76%	1	0.10%	0	0.00%	114	10.90%	2	0.19%	0	0.00%	3	0.29%
0157415														
Vote Center	0	0.00%	0	0.00%	1	0.65%	13	8.44%	0	0.00%	0	0.00%	0	0.00%
Vote by Mail	5	0.41%	0	0.00%	3	0.25%	119	9.76%	2	0.16%	1	0.08%	2	0.16%
Remote	0		0		0		0		0		0		0	
Total	5	0.36%	0	0.00%	4	0.29%	132	9.61%	2	0.15%	1	0.07%	2	0.15%
0157502														
Vote Center	0	0.00%	0	0.00%	0	0.00%	7	4.64%	0	0.00%	0	0.00%	0	0.00%
Vote by Mail	6	0.57%	1	0.09%	1	0.09%	126	11.89%	4	0.38%	1	0.09%	1	0.09%
Remote	0		0		0		0		0		0		0	
Total	6	0.50%	1	0.08%	1	0.08%	133	10.98%	4	0.33%	1	0.08%	1	0.08%

Precinct	JONATHAN REISS (REP)		JOHN ROSE (DEM)		HARMESH KUMAR (DEM)		JAMES "JIM" MACAULEY (REP)		Total Votes	DANNY FABRICANT Qualified Write In		CARLOS GUILLERMO TAPIA Qualified Write In	
0157408													
Vote Center	0	0.00%	0	0.00%	0	0.00%	0	0.00%	47	0	0.00%	0	0.00%
Vote by Mail	0	0.00%	0	0.00%	0	0.00%	5	0.41%	1,172	0	0.00%	0	0.00%
Remote	0		0		0		0		0	0		0	
Total	0	0.00%	0	0.00%	0	0.00%	5	0.40%	1,219	0	0.00%	0	0.00%
0157409													
Vote Center	0	0.00%	0	0.00%	0	0.00%	0	0.00%	36	0	0.00%	0	0.00%
Vote by Mail	2	0.23%	0	0.00%	0	0.00%	0	0.00%	850	0	0.00%	0	0.00%
Remote	0		0		0		0		0	0		0	
Total	2	0.22%	0	0.00%	0	0.00%	0	0.00%	886	0	0.00%	0	0.00%
0157412													
Vote Center	0	0.00%	0	0.00%	0	0.00%	0	0.00%	118	0	0.00%	0	0.00%
Vote by Mail	0	0.00%	0	0.00%	0	0.00%	0	0.00%	791	0	0.00%	0	0.00%
Remote	0		0		0		0		0	0		0	
Total	0	0.00%	0	0.00%	0	0.00%	0	0.00%	909	0	0.00%	0	0.00%
0157414													
Vote Center	1	1.04%	1	1.04%	1	1.04%	0	0.00%	96	0	0.00%	0	0.00%
Vote by Mail	0	0.00%	1	0.11%	0	0.00%	2	0.21%	926	0	0.00%	0	0.00%
Remote	0		0		0		0		0	0		0	
Total	1	0.10%	2	0.19%	1	0.10%	2	0.19%	1,022	0	0.00%	0	0.00%
0157415													
Vote Center	0	0.00%	0	0.00%	0	0.00%	1	0.65%	151	0	0.00%	0	0.00%
Vote by Mail	0	0.00%	0	0.00%	1	0.08%	3	0.25%	1,175	0	0.00%	0	0.00%
Remote	0		0		0		0		0	0		0	
Total	0	0.00%	0	0.00%	1	0.07%	4	0.29%	1,326	0	0.00%	0	0.00%
0157502													
Vote Center	0	0.00%	0	0.00%	1	0.66%	0	0.00%	146	0	0.00%	0	0.00%
Vote by Mail	1	0.09%	1	0.09%	0	0.00%	8	0.75%	1,028	0	0.00%	0	0.00%
Remote	0		0		0		0		0	0		0	
Total	1	0.08%	1	0.08%	1	0.08%	8	0.66%	1,174	0	0.00%	0	0.00%

Precinct	MICHAEL JOSEPH DILGER Qualified Write In		JOHN DOWELL Qualified Write In	
0157408				
Vote Center	0	0.00%	0	0.00%
Vote by Mail	0	0.00%	0	0.00%
Remote	0		0	
Total	0	0.00%	0	0.00%
0157409				
Vote Center	0	0.00%	0	0.00%
Vote by Mail	0	0.00%	0	0.00%
Remote	0		0	
Total	0	0.00%	0	0.00%
0157412				
Vote Center	0	0.00%	0	0.00%
Vote by Mail	0	0.00%	0	0.00%
Remote	0		0	
Total	0	0.00%	0	0.00%
0157414				
Vote Center	0	0.00%	0	0.00%
Vote by Mail	0	0.00%	0	0.00%
Remote	0		0	
Total	0	0.00%	0	0.00%
0157415				
Vote Center	0	0.00%	0	0.00%
Vote by Mail	0	0.00%	0	0.00%
Remote	0		0	
Total	0	0.00%	0	0.00%
0157502				
Vote Center	0	0.00%	0	0.00%
Vote by Mail	0	0.00%	0	0.00%
Remote	0		0	
Total	0	0.00%	0	0.00%

Precinct	Times Cast	Registered Voters
0157503		
Vote Center	97	2,454
Vote by Mail	873	2,454
Remote	0	2,454
Total	970	2,454
0157506		
Vote Center	140	2,886
Vote by Mail	1,064	2,886
Remote	0	2,886
Total	1,204	2,886
0231120		
Vote Center	212	2,885
Vote by Mail	1,124	2,885
Remote	0	2,885
Total	1,336	2,885
0231147		
Vote Center	103	1,872
Vote by Mail	835	1,872
Remote	0	1,872
Total	938	1,872
0234104		
Vote Center	1	127
Vote by Mail	19	127
Remote	0	127
Total	20	127
0251129		
Vote Center	6	143
Vote by Mail	66	143
Remote	0	143
Total	72	143

Precinct	STEVE GARVEY (REP)		DENICE GARY-PANDOL (REP)	
0157503				
Vote Center	58	59.79%	0	0.00%
Vote by Mail	286	32.76%	3	0.34%
Remote	0		0	
Total	344	35.46%	3	0.31%
0157506				
Vote Center	90	64.29%	1	0.71%
Vote by Mail	411	38.63%	4	0.38%
Remote	0		0	
Total	501	41.61%	5	0.42%
0231120				
Vote Center	143	67.45%	2	0.94%
Vote by Mail	611	54.36%	4	0.36%
Remote	0		0	
Total	754	56.44%	6	0.45%
0231147				
Vote Center	67	65.05%	1	0.97%
Vote by Mail	431	51.62%	2	0.24%
Remote	0		0	
Total	498	53.09%	3	0.32%
0234104				
Vote Center	****	****	****	****
Vote by Mail	8	42.11%	0	0.00%
Remote	0		0	
Total	9	45.00%	0	0.00%
0251129				
Vote Center	****	****	****	****
Vote by Mail	35	53.03%	0	0.00%
Remote	0		0	
Total	40	55.56%	0	0.00%

Precinct	LAURA GARZA (NPP)		SEPI GILANI (DEM)		DON J. GRUNDMANN (NPP)		FORREST JONES (AIP)		BARBARA LEE (DEM)		GAIL LIGHTFOOT (LIB)		SARAH SUN LIEW (REP)	
0157503														
Vote Center	0	0.00%	0	0.00%	0	0.00%	0	0.00%	3	3.09%	1	1.03%	2	2.06%
Vote by Mail	2	0.23%	0	0.00%	7	0.80%	5	0.57%	72	8.25%	10	1.15%	11	1.26%
Remote	0		0		0		0		0		0		0	
Total	2	0.21%	0	0.00%	7	0.72%	5	0.52%	75	7.73%	11	1.13%	13	1.34%
0157506														
Vote Center	0	0.00%	0	0.00%	0	0.00%	0	0.00%	6	4.29%	1	0.71%	3	2.14%
Vote by Mail	3	0.28%	3	0.28%	1	0.09%	3	0.28%	71	6.67%	4	0.38%	9	0.85%
Remote	0		0		0		0		0		0		0	
Total	3	0.25%	3	0.25%	1	0.08%	3	0.25%	77	6.40%	5	0.42%	12	1.00%
0231120														
Vote Center	1	0.47%	0	0.00%	3	1.42%	0	0.00%	3	1.42%	0	0.00%	2	0.94%
Vote by Mail	5	0.44%	3	0.27%	2	0.18%	4	0.36%	26	2.31%	14	1.25%	8	0.71%
Remote	0		0		0		0		0		0		0	
Total	6	0.45%	3	0.22%	5	0.37%	4	0.30%	29	2.17%	14	1.05%	10	0.75%
0231147														
Vote Center	1	0.97%	0	0.00%	1	0.97%	0	0.00%	0	0.00%	1	0.97%	0	0.00%
Vote by Mail	1	0.12%	5	0.60%	1	0.12%	0	0.00%	26	3.11%	3	0.36%	2	0.24%
Remote	0		0		0		0		0		0		0	
Total	2	0.21%	5	0.53%	2	0.21%	0	0.00%	26	2.77%	4	0.43%	2	0.21%
0234104														
Vote Center	****	****	****	****	****	****	****	****	****	****	****	****	****	****
Vote by Mail	0	0.00%	0	0.00%	0	0.00%	0	0.00%	1	5.26%	0	0.00%	0	0.00%
Remote	0		0		0		0		0		0		0	
Total	0	0.00%	0	0.00%	0	0.00%	0	0.00%	1	5.00%	0	0.00%	0	0.00%
0251129														
Vote Center	****	****	****	****	****	****	****	****	****	****	****	****	****	****
Vote by Mail	1	1.52%	0	0.00%	0	0.00%	0	0.00%	2	3.03%	0	0.00%	0	0.00%
Remote	0		0		0		0		0		0		0	
Total	1	1.39%	0	0.00%	0	0.00%	0	0.00%	2	2.78%	0	0.00%	0	0.00%

Precinct	SHARLETA BASSETT (REP)		JAMES BRADLEY (REP)		MARTIN VEPRASKAS (REP)		ERIC EARLY (REP)		ADAM B. SCHIFF (DEM)		MAJOR SINGH (NPP)		STEFAN SIMCHOWITZ (REP)	
0157503														
Vote Center	2	2.06%	3	3.09%	0	0.00%	9	9.28%	11	11.34%	0	0.00%	0	0.00%
Vote by Mail	9	1.03%	19	2.18%	4	0.46%	76	8.71%	219	25.09%	7	0.80%	1	0.11%
Remote	0		0		0		0		0		0		0	
Total	11	1.13%	22	2.27%	4	0.41%	85	8.76%	230	23.71%	7	0.72%	1	0.10%
0157506														
Vote Center	1	0.71%	4	2.86%	0	0.00%	9	6.43%	13	9.29%	0	0.00%	0	0.00%
Vote by Mail	13	1.22%	21	1.97%	0	0.00%	67	6.30%	257	24.15%	2	0.19%	0	0.00%
Remote	0		0		0		0		0		0		0	
Total	14	1.16%	25	2.08%	0	0.00%	76	6.31%	270	22.43%	2	0.17%	0	0.00%
0231120														
Vote Center	8	3.77%	4	1.89%	1	0.47%	29	13.68%	4	1.89%	0	0.00%	1	0.47%
Vote by Mail	28	2.49%	39	3.47%	3	0.27%	123	10.94%	157	13.97%	0	0.00%	0	0.00%
Remote	0		0		0		0		0		0		0	
Total	36	2.69%	43	3.22%	4	0.30%	152	11.38%	161	12.05%	0	0.00%	1	0.07%
0231147														
Vote Center	3	2.91%	2	1.94%	0	0.00%	14	13.59%	5	4.85%	0	0.00%	0	0.00%
Vote by Mail	16	1.92%	22	2.63%	0	0.00%	82	9.82%	146	17.49%	0	0.00%	0	0.00%
Remote	0		0		0		0		0		0		0	
Total	19	2.03%	24	2.56%	0	0.00%	96	10.23%	151	16.10%	0	0.00%	0	0.00%
0234104														
Vote Center	****	****	****	****	****	****	****	****	****	****	****	****	****	****
Vote by Mail	0	0.00%	0	0.00%	1	5.26%	2	10.53%	0	0.00%	0	0.00%	0	0.00%
Remote	0		0		0		0		0		0		0	
Total	0	0.00%	0	0.00%	1	5.00%	2	10.00%	0	0.00%	0	0.00%	0	0.00%
0251129														
Vote Center	****	****	****	****	****	****	****	****	****	****	****	****	****	****
Vote by Mail	1	1.52%	3	4.55%	1	1.52%	2	3.03%	17	25.76%	0	0.00%	0	0.00%
Remote	0		0		0		0		0		0		0	
Total	1	1.39%	3	4.17%	1	1.39%	2	2.78%	17	23.61%	0	0.00%	0	0.00%

Precinct	CHRISTINA PASCUCCI (DEM)		DAVID PETERSON (DEM)		PERRY POUND (DEM)		KATIE PORTER (DEM)		DOUGLAS H. PIERCE (DEM)		RAJI RAB (DEM)		MARK RUZON (NPP)	
0157503														
Vote Center	0	0.00%	0	0.00%	0	0.00%	6	6.19%	0	0.00%	0	0.00%	0	0.00%
Vote by Mail	5	0.57%	2	0.23%	1	0.11%	109	12.49%	2	0.23%	0	0.00%	1	0.11%
Remote	0		0		0		0		0		0		0	
Total	5	0.52%	2	0.21%	1	0.10%	115	11.86%	2	0.21%	0	0.00%	1	0.10%
0157506														
Vote Center	0	0.00%	0	0.00%	0	0.00%	7	5.00%	0	0.00%	0	0.00%	0	0.00%
Vote by Mail	17	1.60%	2	0.19%	0	0.00%	145	13.63%	1	0.09%	1	0.09%	0	0.00%
Remote	0		0		0		0		0		0		0	
Total	17	1.41%	2	0.17%	0	0.00%	152	12.62%	1	0.08%	1	0.08%	0	0.00%
0231120														
Vote Center	0	0.00%	1	0.47%	0	0.00%	6	2.83%	0	0.00%	0	0.00%	0	0.00%
Vote by Mail	0	0.00%	0	0.00%	2	0.18%	65	5.78%	0	0.00%	0	0.00%	3	0.27%
Remote	0		0		0		0		0		0		0	
Total	0	0.00%	1	0.07%	2	0.15%	71	5.31%	0	0.00%	0	0.00%	3	0.22%
0231147														
Vote Center	0	0.00%	1	0.97%	1	0.97%	2	1.94%	0	0.00%	0	0.00%	0	0.00%
Vote by Mail	2	0.24%	1	0.12%	0	0.00%	61	7.31%	0	0.00%	0	0.00%	2	0.24%
Remote	0		0		0		0		0		0		0	
Total	2	0.21%	2	0.21%	1	0.11%	63	6.72%	0	0.00%	0	0.00%	2	0.21%
0234104														
Vote Center	****	****	****	****	****	****	****	****	****	****	****	****	****	****
Vote by Mail	0	0.00%	0	0.00%	0	0.00%	4	21.05%	0	0.00%	0	0.00%	0	0.00%
Remote	0		0		0		0		0		0		0	
Total	0	0.00%	0	0.00%	0	0.00%	4	20.00%	0	0.00%	0	0.00%	0	0.00%
0251129														
Vote Center	****	****	****	****	****	****	****	****	****	****	****	****	****	****
Vote by Mail	0	0.00%	0	0.00%	0	0.00%	1	1.52%	0	0.00%	0	0.00%	0	0.00%
Remote	0		0		0		0		0		0		0	
Total	0	0.00%	0	0.00%	0	0.00%	1	1.39%	0	0.00%	0	0.00%	0	0.00%

Precinct	JONATHAN REISS (REP)		JOHN ROSE (DEM)		HARMESH KUMAR (DEM)		JAMES "JIM" MACAULEY (REP)		Total Votes	DANNY FABRICANT Qualified Write In		CARLOS GUILLERMO TAPIA Qualified Write In	
0157503													
Vote Center	0	0.00%	0	0.00%	0	0.00%	1	1.03%	96	0	0.00%	0	0.00%
Vote by Mail	0	0.00%	0	0.00%	1	0.11%	2	0.23%	854	0	0.00%	0	0.00%
Remote	0		0		0		0		0	0		0	
Total	0	0.00%	0	0.00%	1	0.10%	3	0.31%	950	0	0.00%	0	0.00%
0157506													
Vote Center	0	0.00%	0	0.00%	0	0.00%	1	0.71%	136	0	0.00%	0	0.00%
Vote by Mail	0	0.00%	1	0.09%	1	0.09%	7	0.66%	1,044	0	0.00%	0	0.00%
Remote	0		0		0		0		0	0		0	
Total	0	0.00%	1	0.08%	1	0.08%	8	0.66%	1,180	0	0.00%	0	0.00%
0231120													
Vote Center	0	0.00%	0	0.00%	0	0.00%	0	0.00%	208	0	0.00%	0	0.00%
Vote by Mail	0	0.00%	0	0.00%	1	0.09%	5	0.44%	1,103	0	0.00%	0	0.00%
Remote	0		0		0		0		0	0		0	
Total	0	0.00%	0	0.00%	1	0.07%	5	0.37%	1,311	0	0.00%	0	0.00%
0231147													
Vote Center	0	0.00%	0	0.00%	0	0.00%	1	0.97%	100	0	0.00%	0	0.00%
Vote by Mail	0	0.00%	0	0.00%	0	0.00%	6	0.72%	809	0	0.00%	0	0.00%
Remote	0		0		0		0		0	0		0	
Total	0	0.00%	0	0.00%	0	0.00%	7	0.75%	909	0	0.00%	0	0.00%
0234104													
Vote Center	****	****	****	****	****	****	****	****	****	****	****	****	****
Vote by Mail	0	0.00%	0	0.00%	0	0.00%	0	0.00%	16	0	0.00%	0	0.00%
Remote	0		0		0		0		0	0		0	
Total	0	0.00%	0	0.00%	0	0.00%	0	0.00%	17	0	0.00%	0	0.00%
0251129													
Vote Center	****	****	****	****	****	****	****	****	****	****	****	****	****
Vote by Mail	0	0.00%	0	0.00%	0	0.00%	0	0.00%	63	0	0.00%	0	0.00%
Remote	0		0		0		0		0	0		0	
Total	0	0.00%	0	0.00%	0	0.00%	0	0.00%	68	0	0.00%	0	0.00%

Precinct	MICHAEL JOSEPH DILGER Qualified Write In		JOHN DOWELL Qualified Write In	
0157503				
Vote Center	0	0.00%	0	0.00%
Vote by Mail	0	0.00%	0	0.00%
Remote	0		0	
Total	0	0.00%	0	0.00%
0157506				
Vote Center	0	0.00%	0	0.00%
Vote by Mail	0	0.00%	0	0.00%
Remote	0		0	
Total	0	0.00%	0	0.00%
0231120				
Vote Center	0	0.00%	0	0.00%
Vote by Mail	0	0.00%	0	0.00%
Remote	0		0	
Total	0	0.00%	0	0.00%
0231147				
Vote Center	0	0.00%	0	0.00%
Vote by Mail	0	0.00%	0	0.00%
Remote	0		0	
Total	0	0.00%	0	0.00%
0234104				
Vote Center	****	****	****	****
Vote by Mail	0	0.00%	0	0.00%
Remote	0		0	
Total	0	0.00%	0	0.00%
0251129				
Vote Center	****	****	****	****
Vote by Mail	0	0.00%	0	0.00%
Remote	0		0	
Total	0	0.00%	0	0.00%

Precinct	Times Cast	Registered Voters
0251167		
Vote Center	41	760
Vote by Mail	387	760
Remote	0	760
Total	428	760
0251250		
Vote Center		1
Vote by Mail		1
Remote		1
Total		1
0254000		
Vote Center	0	0
Vote by Mail	0	0
Remote	0	0
Total	0	0
0254101		
Vote Center	87	1,775
Vote by Mail	605	1,775
Remote	0	1,775
Total	692	1,775
0254103		
Vote Center	57	1,438
Vote by Mail	523	1,438
Remote	0	1,438
Total	580	1,438
0254194		
Vote Center	99	1,947
Vote by Mail	723	1,947
Remote	0	1,947
Total	822	1,947

Precinct	STEVE GARVEY (REP)		DENICE GARY-PANDOL (REP)	
0251167				
Vote Center	35	85.37%	0	0.00%
Vote by Mail	183	47.29%	1	0.26%
Remote	0		0	
Total	218	50.93%	1	0.23%
0251250				
Vote Center				
Vote by Mail				
Remote				
Total				
0254000				
Vote Center	0		0	
Vote by Mail	0		0	
Remote	0		0	
Total	0		0	
0254101				
Vote Center	56	64.37%	0	0.00%
Vote by Mail	276	45.62%	1	0.17%
Remote	0		0	
Total	332	47.98%	1	0.14%
0254103				
Vote Center	36	63.16%	0	0.00%
Vote by Mail	235	44.93%	0	0.00%
Remote	0		0	
Total	271	46.72%	0	0.00%
0254194				
Vote Center	53	53.54%	0	0.00%
Vote by Mail	310	42.88%	1	0.14%
Remote	0		0	
Total	363	44.16%	1	0.12%


Precinct	LAURA GARZA (NPP)		SEPI GILANI (DEM)		DON J. GRUNDMANN (NPP)		FORREST JONES (AIP)		BARBARA LEE (DEM)		GAIL LIGHTFOOT (LIB)		SARAH SUN LIEW (REP)	
0251167														
Vote Center	0	0.00%	0	0.00%	0	0.00%	0	0.00%	0	0.00%	0	0.00%	1	2.44%
Vote by Mail	0	0.00%	2	0.52%	0	0.00%	0	0.00%	15	3.88%	1	0.26%	0	0.00%
Remote	0		0		0		0		0		0		0	
Total	0	0.00%	2	0.47%	0	0.00%	0	0.00%	15	3.50%	1	0.23%	1	0.23%
0251250														
Vote Center														
Vote by Mail														
Remote														
Total														
0254000														
Vote Center	0		0		0		0		0		0		0	
Vote by Mail	0		0		0		0		0		0		0	
Remote	0		0		0		0		0		0		0	
Total	0		0		0		0		0		0		0	
0254101														
Vote Center	0	0.00%	0	0.00%	0	0.00%	0	0.00%	4	4.60%	0	0.00%	0	0.00%
Vote by Mail	0	0.00%	0	0.00%	2	0.33%	3	0.50%	30	4.96%	3	0.50%	4	0.66%
Remote	0		0		0		0		0		0		0	
Total	0	0.00%	0	0.00%	2	0.29%	3	0.43%	34	4.91%	3	0.43%	4	0.58%
0254103														
Vote Center	0	0.00%	0	0.00%	0	0.00%	0	0.00%	2	3.51%	1	1.75%	0	0.00%
Vote by Mail	1	0.19%	2	0.38%	0	0.00%	2	0.38%	22	4.21%	6	1.15%	5	0.96%
Remote	0		0		0		0		0		0		0	
Total	1	0.17%	2	0.34%	0	0.00%	2	0.34%	24	4.14%	7	1.21%	5	0.86%
0254194														
Vote Center	0	0.00%	0	0.00%	0	0.00%	0	0.00%	8	8.08%	0	0.00%	2	2.02%
Vote by Mail	5	0.69%	2	0.28%	0	0.00%	3	0.41%	56	7.75%	7	0.97%	1	0.14%
Remote	0		0		0		0		0		0		0	
Total	5	0.61%	2	0.24%	0	0.00%	3	0.36%	64	7.79%	7	0.85%	3	0.36%

Precinct	SHARLETA BASSETT (REP)		JAMES BRADLEY (REP)		MARTIN VEPRASKAS (REP)		ERIC EARLY (REP)		ADAM B. SCHIFF (DEM)		MAJOR SINGH (NPP)		STEFAN SIMCHOWITZ (REP)	
0251167														
Vote Center	1	2.44%	0	0.00%	0	0.00%	3	7.32%	0	0.00%	0	0.00%	0	0.00%
Vote by Mail	3	0.78%	3	0.78%	2	0.52%	33	8.53%	98	25.32%	0	0.00%	0	0.00%
Remote	0		0		0		0		0		0		0	
Total	4	0.93%	3	0.70%	2	0.47%	36	8.41%	98	22.90%	0	0.00%	0	0.00%
0251250														
Vote Center														
Vote by Mail														
Remote														
Total														
0254000														
Vote Center	0		0		0		0		0		0		0	
Vote by Mail	0		0		0		0		0		0		0	
Remote	0		0		0		0		0		0		0	
Total	0		0		0		0		0		0		0	
0254101														
Vote Center	2	2.30%	2	2.30%	0	0.00%	10	11.49%	8	9.20%	0	0.00%	0	0.00%
Vote by Mail	9	1.49%	10	1.65%	0	0.00%	44	7.27%	118	19.50%	0	0.00%	1	0.17%
Remote	0		0		0		0		0		0		0	
Total	11	1.59%	12	1.73%	0	0.00%	54	7.80%	126	18.21%	0	0.00%	1	0.14%
0254103														
Vote Center	0	0.00%	0	0.00%	0	0.00%	9	15.79%	4	7.02%	0	0.00%	0	0.00%
Vote by Mail	9	1.72%	14	2.68%	3	0.57%	29	5.54%	119	22.75%	2	0.38%	0	0.00%
Remote	0		0		0		0		0		0		0	
Total	9	1.55%	14	2.41%	3	0.52%	38	6.55%	123	21.21%	2	0.34%	0	0.00%
0254194														
Vote Center	3	3.03%	3	3.03%	0	0.00%	8	8.08%	5	5.05%	0	0.00%	1	1.01%
Vote by Mail	11	1.52%	28	3.87%	0	0.00%	58	8.02%	135	18.67%	1	0.14%	0	0.00%
Remote	0		0		0		0		0		0		0	
Total	14	1.70%	31	3.77%	0	0.00%	66	8.03%	140	17.03%	1	0.12%	1	0.12%

Precinct	CHRISTINA PASCUCCI (DEM)		DAVID PETERSON (DEM)		PERRY POUND (DEM)		KATIE PORTER (DEM)		DOUGLAS H. PIERCE (DEM)		RAJI RAB (DEM)		MARK RUZON (NPP)	
0251167														
Vote Center	0	0.00%	0	0.00%	0	0.00%	1	2.44%	0	0.00%	0	0.00%	0	0.00%
Vote by Mail	1	0.26%	0	0.00%	0	0.00%	29	7.49%	0	0.00%	0	0.00%	0	0.00%
Remote	0		0		0		0		0		0		0	
Total	1	0.23%	0	0.00%	0	0.00%	30	7.01%	0	0.00%	0	0.00%	0	0.00%
0251250														
Vote Center														
Vote by Mail														
Remote														
Total														
0254000														
Vote Center	0		0		0		0		0		0		0	
Vote by Mail	0		0		0		0		0		0		0	
Remote	0		0		0		0		0		0		0	
Total	0		0		0		0		0		0		0	
0254101														
Vote Center	0	0.00%	0	0.00%	0	0.00%	3	3.45%	0	0.00%	0	0.00%	0	0.00%
Vote by Mail	3	0.50%	0	0.00%	1	0.17%	68	11.24%	1	0.17%	1	0.17%	0	0.00%
Remote	0		0		0		0		0		0		0	
Total	3	0.43%	0	0.00%	1	0.14%	71	10.26%	1	0.14%	1	0.14%	0	0.00%
0254103														
Vote Center	0	0.00%	1	1.75%	2	3.51%	1	1.75%	0	0.00%	0	0.00%	0	0.00%
Vote by Mail	2	0.38%	1	0.19%	0	0.00%	49	9.37%	0	0.00%	1	0.19%	1	0.19%
Remote	0		0		0		0		0		0		0	
Total	2	0.34%	2	0.34%	2	0.34%	50	8.62%	0	0.00%	1	0.17%	1	0.17%
0254194														
Vote Center	0	0.00%	0	0.00%	0	0.00%	14	14.14%	0	0.00%	0	0.00%	0	0.00%
Vote by Mail	3	0.41%	0	0.00%	2	0.28%	71	9.82%	3	0.41%	0	0.00%	0	0.00%
Remote	0		0		0		0		0		0		0	
Total	3	0.36%	0	0.00%	2	0.24%	85	10.34%	3	0.36%	0	0.00%	0	0.00%

Precinct	JONATHAN REISS (REP)		JOHN ROSE (DEM)		HARMESH KUMAR (DEM)		JAMES "JIM" MACAULEY (REP)		Total Votes	DANNY FABRICANT Qualified Write In		CARLOS GUILLERMO TAPIA Qualified Write In	
0251167													
Vote Center	0	0.00%	0	0.00%	0	0.00%	0	0.00%	41	0	0.00%	0	0.00%
Vote by Mail	0	0.00%	0	0.00%	0	0.00%	0	0.00%	371	0	0.00%	0	0.00%
Remote	0		0		0		0		0	0		0	
Total	0	0.00%	0	0.00%	0	0.00%	0	0.00%	412	0	0.00%	0	0.00%
0251250	[REDACTED]												
Vote Center	[REDACTED]												
Vote by Mail	[REDACTED]												
Remote	[REDACTED]												
Total	[REDACTED]												
0254000													
Vote Center	0		0		0		0		0	0		0	
Vote by Mail	0		0		0		0		0	0		0	
Remote	0		0		0		0		0	0		0	
Total	0		0		0		0		0	0		0	
0254101													
Vote Center	0	0.00%	0	0.00%	0	0.00%	0	0.00%	85	0	0.00%	0	0.00%
Vote by Mail	2	0.33%	0	0.00%	0	0.00%	5	0.83%	582	0	0.00%	0	0.00%
Remote	0		0		0		0		0	0		0	
Total	2	0.29%	0	0.00%	0	0.00%	5	0.72%	667	0	0.00%	0	0.00%
0254103													
Vote Center	0	0.00%	0	0.00%	0	0.00%	1	1.75%	57	0	0.00%	0	0.00%
Vote by Mail	0	0.00%	2	0.38%	1	0.19%	4	0.76%	510	0	0.00%	0	0.00%
Remote	0		0		0		0		0	0		0	
Total	0	0.00%	2	0.34%	1	0.17%	5	0.86%	567	0	0.00%	0	0.00%
0254194													
Vote Center	0	0.00%	0	0.00%	0	0.00%	0	0.00%	97	0	0.00%	0	0.00%
Vote by Mail	0	0.00%	0	0.00%	0	0.00%	1	0.14%	698	0	0.00%	0	0.00%
Remote	0		0		0		0		0	0		0	
Total	0	0.00%	0	0.00%	0	0.00%	1	0.12%	795	0	0.00%	0	0.00%

Precinct	MICHAEL JOSEPH DILGER Qualified Write In	JOHN DOWELL Qualified Write In
0251167		
Vote Center	0 0.00%	0 0.00%
Vote by Mail	0 0.00%	0 0.00%
Remote	0	0
Total	0 0.00%	0 0.00%
0251250		
Vote Center		
Vote by Mail		
Remote		
Total		
0254000		
Vote Center	0	0
Vote by Mail	0	0
Remote	0	0
Total	0	0
0254101		
Vote Center	0 0.00%	0 0.00%
Vote by Mail	0 0.00%	0 0.00%
Remote	0	0
Total	0 0.00%	0 0.00%
0254103		
Vote Center	0 0.00%	0 0.00%
Vote by Mail	0 0.00%	0 0.00%
Remote	0	0
Total	0 0.00%	0 0.00%
0254194		
Vote Center	0 0.00%	0 0.00%
Vote by Mail	0 0.00%	0 0.00%
Remote	0	0
Total	0 0.00%	0 0.00%



Precinct	Times Cast	Registered Voters
0254195		
Vote Center	41	910
Vote by Mail	348	910
Remote	0	910
Total	389	910
0254198		
Vote Center	49	908
Vote by Mail	259	908
Remote	0	908
Total	308	908
0254203		
Vote Center	95	2,127
Vote by Mail	571	2,127
Remote	0	2,127
Total	666	2,127
0254294		
Vote Center	32	620
Vote by Mail	249	620
Remote	0	620
Total	281	620
0254297		
Vote Center	160	2,654
Vote by Mail	790	2,654
Remote	0	2,654
Total	950	2,654
0254301		
Vote Center	54	1,401
Vote by Mail	412	1,401
Remote	0	1,401
Total	466	1,401

Precinct	STEVE GARVEY (REP)		DENICE GARY-PANDOL (REP)	
0254195				
Vote Center	21	51.22%	0	0.00%
Vote by Mail	159	45.69%	0	0.00%
Remote	0		0	
Total	180	46.27%	0	0.00%
0254198				
Vote Center	31	63.27%	0	0.00%
Vote by Mail	89	34.36%	2	0.77%
Remote	0		0	
Total	120	38.96%	2	0.65%
0254203				
Vote Center	43	45.26%	1	1.05%
Vote by Mail	177	31.00%	0	0.00%
Remote	0		0	
Total	220	33.03%	1	0.15%
0254294				
Vote Center	18	56.25%	0	0.00%
Vote by Mail	107	42.97%	0	0.00%
Remote	0		0	
Total	125	44.48%	0	0.00%
0254297				
Vote Center	88	55.00%	0	0.00%
Vote by Mail	319	40.38%	3	0.38%
Remote	0		0	
Total	407	42.84%	3	0.32%
0254301				
Vote Center	33	61.11%	0	0.00%
Vote by Mail	161	39.08%	2	0.49%
Remote	0		0	
Total	194	41.63%	2	0.43%

Precinct	LAURA GARZA (NPP)		SEPI GILANI (DEM)		DON J. GRUNDMANN (NPP)		FORREST JONES (AIP)		BARBARA LEE (DEM)		GAIL LIGHTFOOT (LIB)		SARAH SUN LIEW (REP)	
0254195														
Vote Center	0	0.00%	0	0.00%	0	0.00%	0	0.00%	1	2.44%	0	0.00%	1	2.44%
Vote by Mail	0	0.00%	0	0.00%	0	0.00%	1	0.29%	18	5.17%	2	0.57%	2	0.57%
Remote	0		0		0		0		0		0		0	
Total	0	0.00%	0	0.00%	0	0.00%	1	0.26%	19	4.88%	2	0.51%	3	0.77%
0254198														
Vote Center	0	0.00%	0	0.00%	0	0.00%	0	0.00%	2	4.08%	0	0.00%	0	0.00%
Vote by Mail	2	0.77%	0	0.00%	1	0.39%	1	0.39%	11	4.25%	6	2.32%	1	0.39%
Remote	0		0		0		0		0		0		0	
Total	2	0.65%	0	0.00%	1	0.32%	1	0.32%	13	4.22%	6	1.95%	1	0.32%
0254203														
Vote Center	0	0.00%	0	0.00%	1	1.05%	2	2.11%	6	6.32%	1	1.05%	0	0.00%
Vote by Mail	2	0.35%	3	0.53%	1	0.18%	1	0.18%	46	8.06%	5	0.88%	5	0.88%
Remote	0		0		0		0		0		0		0	
Total	2	0.30%	3	0.45%	2	0.30%	3	0.45%	52	7.81%	6	0.90%	5	0.75%
0254294														
Vote Center	0	0.00%	0	0.00%	0	0.00%	0	0.00%	0	0.00%	0	0.00%	1	3.13%
Vote by Mail	0	0.00%	0	0.00%	0	0.00%	1	0.40%	13	5.22%	1	0.40%	3	1.20%
Remote	0		0		0		0		0		0		0	
Total	0	0.00%	0	0.00%	0	0.00%	1	0.36%	13	4.63%	1	0.36%	4	1.42%
0254297														
Vote Center	1	0.63%	0	0.00%	0	0.00%	1	0.63%	10	6.25%	3	1.88%	1	0.63%
Vote by Mail	2	0.25%	3	0.38%	1	0.13%	3	0.38%	42	5.32%	6	0.76%	2	0.25%
Remote	0		0		0		0		0		0		0	
Total	3	0.32%	3	0.32%	1	0.11%	4	0.42%	52	5.47%	9	0.95%	3	0.32%
0254301														
Vote Center	0	0.00%	0	0.00%	0	0.00%	0	0.00%	1	1.85%	0	0.00%	1	1.85%
Vote by Mail	2	0.49%	2	0.49%	0	0.00%	0	0.00%	31	7.52%	1	0.24%	3	0.73%
Remote	0		0		0		0		0		0		0	
Total	2	0.43%	2	0.43%	0	0.00%	0	0.00%	32	6.87%	1	0.21%	4	0.86%

Precinct	SHARLETA BASSETT (REP)		JAMES BRADLEY (REP)		MARTIN VEPRASKAS (REP)		ERIC EARLY (REP)		ADAM B. SCHIFF (DEM)		MAJOR SINGH (NPP)		STEFAN SIMCHOWITZ (REP)	
0254195														
Vote Center	2	4.88%	3	7.32%	0	0.00%	4	9.76%	3	7.32%	0	0.00%	0	0.00%
Vote by Mail	1	0.29%	5	1.44%	1	0.29%	25	7.18%	75	21.55%	0	0.00%	1	0.29%
Remote	0		0		0		0		0		0		0	
Total	3	0.77%	8	2.06%	1	0.26%	29	7.46%	78	20.05%	0	0.00%	1	0.26%
0254198														
Vote Center	1	2.04%	1	2.04%	0	0.00%	10	20.41%	2	4.08%	0	0.00%	0	0.00%
Vote by Mail	2	0.77%	17	6.56%	0	0.00%	14	5.41%	70	27.03%	1	0.39%	0	0.00%
Remote	0		0		0		0		0		0		0	
Total	3	0.97%	18	5.84%	0	0.00%	24	7.79%	72	23.38%	1	0.32%	0	0.00%
0254203														
Vote Center	2	2.11%	1	1.05%	0	0.00%	10	10.53%	14	14.74%	0	0.00%	0	0.00%
Vote by Mail	13	2.28%	14	2.45%	1	0.18%	36	6.30%	145	25.39%	1	0.18%	1	0.18%
Remote	0		0		0		0		0		0		0	
Total	15	2.25%	15	2.25%	1	0.15%	46	6.91%	159	23.87%	1	0.15%	1	0.15%
0254294														
Vote Center	0	0.00%	0	0.00%	1	3.13%	4	12.50%	1	3.13%	0	0.00%	0	0.00%
Vote by Mail	4	1.61%	5	2.01%	2	0.80%	28	11.24%	45	18.07%	0	0.00%	0	0.00%
Remote	0		0		0		0		0		0		0	
Total	4	1.42%	5	1.78%	3	1.07%	32	11.39%	46	16.37%	0	0.00%	0	0.00%
0254297														
Vote Center	5	3.13%	4	2.50%	1	0.63%	16	10.00%	12	7.50%	0	0.00%	0	0.00%
Vote by Mail	9	1.14%	17	2.15%	2	0.25%	58	7.34%	198	25.06%	3	0.38%	1	0.13%
Remote	0		0		0		0		0		0		0	
Total	14	1.47%	21	2.21%	3	0.32%	74	7.79%	210	22.11%	3	0.32%	1	0.11%
0254301														
Vote Center	1	1.85%	2	3.70%	0	0.00%	8	14.81%	3	5.56%	0	0.00%	0	0.00%
Vote by Mail	4	0.97%	6	1.46%	0	0.00%	24	5.83%	90	21.84%	0	0.00%	0	0.00%
Remote	0		0		0		0		0		0		0	
Total	5	1.07%	8	1.72%	0	0.00%	32	6.87%	93	19.96%	0	0.00%	0	0.00%

Precinct	CHRISTINA PASCUCCI (DEM)		DAVID PETERSON (DEM)		PERRY POUND (DEM)		KATIE PORTER (DEM)		DOUGLAS H. PIERCE (DEM)		RAJI RAB (DEM)		MARK RUZON (NPP)	
0254195														
Vote Center	0	0.00%	0	0.00%	0	0.00%	4	9.76%	0	0.00%	0	0.00%	0	0.00%
Vote by Mail	1	0.29%	1	0.29%	5	1.44%	32	9.20%	2	0.57%	0	0.00%	0	0.00%
Remote	0		0		0		0		0		0		0	
Total	1	0.26%	1	0.26%	5	1.29%	36	9.25%	2	0.51%	0	0.00%	0	0.00%
0254198														
Vote Center	0	0.00%	1	2.04%	0	0.00%	1	2.04%	0	0.00%	0	0.00%	0	0.00%
Vote by Mail	4	1.54%	2	0.77%	0	0.00%	28	10.81%	0	0.00%	0	0.00%	2	0.77%
Remote	0		0		0		0		0		0		0	
Total	4	1.30%	3	0.97%	0	0.00%	29	9.42%	0	0.00%	0	0.00%	2	0.65%
0254203														
Vote Center	3	3.16%	0	0.00%	0	0.00%	6	6.32%	1	1.05%	0	0.00%	0	0.00%
Vote by Mail	5	0.88%	0	0.00%	2	0.35%	70	12.26%	3	0.53%	1	0.18%	0	0.00%
Remote	0		0		0		0		0		0		0	
Total	8	1.20%	0	0.00%	2	0.30%	76	11.41%	4	0.60%	1	0.15%	0	0.00%
0254294														
Vote Center	0	0.00%	0	0.00%	0	0.00%	3	9.38%	0	0.00%	0	0.00%	0	0.00%
Vote by Mail	3	1.20%	1	0.40%	1	0.40%	27	10.84%	0	0.00%	1	0.40%	0	0.00%
Remote	0		0		0		0		0		0		0	
Total	3	1.07%	1	0.36%	1	0.36%	30	10.68%	0	0.00%	1	0.36%	0	0.00%
0254297														
Vote Center	2	1.25%	0	0.00%	0	0.00%	13	8.13%	0	0.00%	0	0.00%	0	0.00%
Vote by Mail	4	0.51%	5	0.63%	3	0.38%	72	9.11%	2	0.25%	1	0.13%	0	0.00%
Remote	0		0		0		0		0		0		0	
Total	6	0.63%	5	0.53%	3	0.32%	85	8.95%	2	0.21%	1	0.11%	0	0.00%
0254301														
Vote Center	0	0.00%	0	0.00%	0	0.00%	2	3.70%	0	0.00%	0	0.00%	0	0.00%
Vote by Mail	1	0.24%	0	0.00%	1	0.24%	60	14.56%	0	0.00%	1	0.24%	2	0.49%
Remote	0		0		0		0		0		0		0	
Total	1	0.21%	0	0.00%	1	0.21%	62	13.30%	0	0.00%	1	0.21%	2	0.43%

Precinct	JONATHAN REISS (REP)		JOHN ROSE (DEM)		HARMESH KUMAR (DEM)		JAMES "JIM" MACAULEY (REP)		Total Votes	DANNY FABRICANT Qualified Write In		CARLOS GUILLERMO TAPIA Qualified Write In	
0254195													
Vote Center	0	0.00%	0	0.00%	0	0.00%	0	0.00%	39	0	0.00%	0	0.00%
Vote by Mail	3	0.86%	0	0.00%	0	0.00%	0	0.00%	334	0	0.00%	0	0.00%
Remote	0		0		0		0		0	0		0	
Total	3	0.77%	0	0.00%	0	0.00%	0	0.00%	373	0	0.00%	0	0.00%
0254198													
Vote Center	0	0.00%	0	0.00%	0	0.00%	0	0.00%	49	0	0.00%	0	0.00%
Vote by Mail	0	0.00%	0	0.00%	0	0.00%	1	0.39%	254	0	0.00%	0	0.00%
Remote	0		0		0		0		0	0		0	
Total	0	0.00%	0	0.00%	0	0.00%	1	0.32%	303	0	0.00%	0	0.00%
0254203													
Vote Center	0	0.00%	0	0.00%	0	0.00%	0	0.00%	91	0	0.00%	0	0.00%
Vote by Mail	1	0.18%	3	0.53%	0	0.00%	5	0.88%	541	0	0.00%	0	0.00%
Remote	0		0		0		0		0	0		0	
Total	1	0.15%	3	0.45%	0	0.00%	5	0.75%	632	0	0.00%	0	0.00%
0254294													
Vote Center	0	0.00%	0	0.00%	0	0.00%	0	0.00%	28	0	0.00%	0	0.00%
Vote by Mail	0	0.00%	0	0.00%	0	0.00%	0	0.00%	242	0	0.00%	0	0.00%
Remote	0		0		0		0		0	0		0	
Total	0	0.00%	0	0.00%	0	0.00%	0	0.00%	270	0	0.00%	0	0.00%
0254297													
Vote Center	0	0.00%	0	0.00%	0	0.00%	1	0.63%	158	0	0.00%	0	0.00%
Vote by Mail	1	0.13%	0	0.00%	1	0.13%	3	0.38%	761	0	0.00%	0	0.00%
Remote	0		0		0		0		0	0		0	
Total	1	0.11%	0	0.00%	1	0.11%	4	0.42%	919	0	0.00%	0	0.00%
0254301													
Vote Center	1	1.85%	0	0.00%	0	0.00%	0	0.00%	52	0	0.00%	0	0.00%
Vote by Mail	1	0.24%	1	0.24%	0	0.00%	0	0.00%	393	0	0.00%	0	0.00%
Remote	0		0		0		0		0	0		0	
Total	2	0.43%	1	0.21%	0	0.00%	0	0.00%	445	0	0.00%	0	0.00%

Precinct	MICHAEL JOSEPH DILGER Qualified Write In		JOHN DOWELL Qualified Write In	
0254195				
Vote Center	0	0.00%	0	0.00%
Vote by Mail	0	0.00%	0	0.00%
Remote	0		0	
Total	0	0.00%	0	0.00%
0254198				
Vote Center	0	0.00%	0	0.00%
Vote by Mail	0	0.00%	0	0.00%
Remote	0		0	
Total	0	0.00%	0	0.00%
0254203				
Vote Center	0	0.00%	0	0.00%
Vote by Mail	0	0.00%	0	0.00%
Remote	0		0	
Total	0	0.00%	0	0.00%
0254294				
Vote Center	0	0.00%	0	0.00%
Vote by Mail	0	0.00%	0	0.00%
Remote	0		0	
Total	0	0.00%	0	0.00%
0254297				
Vote Center	0	0.00%	0	0.00%
Vote by Mail	0	0.00%	0	0.00%
Remote	0		0	
Total	0	0.00%	0	0.00%
0254301				
Vote Center	0	0.00%	0	0.00%
Vote by Mail	0	0.00%	0	0.00%
Remote	0		0	
Total	0	0.00%	0	0.00%

Precinct	Times Cast	Registered Voters
0254304		
Vote Center	70	1,841
Vote by Mail	618	1,841
Remote	0	1,841
Total	688	1,841
0254306		
Vote Center	50	1,643
Vote by Mail	665	1,643
Remote	0	1,643
Total	715	1,643
0254307		
Vote Center	78	1,793
Vote by Mail	617	1,793
Remote	0	1,793
Total	695	1,793
0254401		
Vote Center	139	2,932
Vote by Mail	2,279	2,932
Remote	0	2,932
Total	2,418	2,932
0254404		
Vote Center	136	2,595
Vote by Mail	1,976	2,595
Remote	0	2,595
Total	2,112	2,595
0254409		
Vote Center	126	1,748
Vote by Mail	1,306	1,748
Remote	0	1,748
Total	1,432	1,748

Precinct	STEVE GARVEY (REP)		DENICE GARY-PANDOL (REP)	
0254304				
Vote Center	38	54.29%	2	2.86%
Vote by Mail	248	40.13%	1	0.16%
Remote	0		0	
Total	286	41.57%	3	0.44%
0254306				
Vote Center	31	62.00%	0	0.00%
Vote by Mail	256	38.50%	0	0.00%
Remote	0		0	
Total	287	40.14%	0	0.00%
0254307				
Vote Center	57	73.08%	0	0.00%
Vote by Mail	252	40.84%	1	0.16%
Remote	0		0	
Total	309	44.46%	1	0.14%
0254401				
Vote Center	83	59.71%	0	0.00%
Vote by Mail	886	38.88%	1	0.04%
Remote	0		0	
Total	969	40.07%	1	0.04%
0254404				
Vote Center	86	63.24%	0	0.00%
Vote by Mail	739	37.40%	1	0.05%
Remote	0		0	
Total	825	39.06%	1	0.05%
0254409				
Vote Center	73	57.94%	0	0.00%
Vote by Mail	473	36.22%	1	0.08%
Remote	0		0	
Total	546	38.13%	1	0.07%

Precinct	LAURA GARZA (NPP)		SEPI GILANI (DEM)		DON J. GRUNDMANN (NPP)		FORREST JONES (AIP)		BARBARA LEE (DEM)		GAIL LIGHTFOOT (LIB)		SARAH SUN LIEW (REP)	
0254304														
Vote Center	1	1.43%	0	0.00%	1	1.43%	0	0.00%	4	5.71%	1	1.43%	0	0.00%
Vote by Mail	1	0.16%	3	0.49%	1	0.16%	0	0.00%	22	3.56%	5	0.81%	2	0.32%
Remote	0		0		0		0		0		0		0	
Total	2	0.29%	3	0.44%	2	0.29%	0	0.00%	26	3.78%	6	0.87%	2	0.29%
0254306														
Vote Center	0	0.00%	1	2.00%	0	0.00%	0	0.00%	3	6.00%	1	2.00%	1	2.00%
Vote by Mail	3	0.45%	0	0.00%	2	0.30%	4	0.60%	45	6.77%	4	0.60%	6	0.90%
Remote	0		0		0		0		0		0		0	
Total	3	0.42%	1	0.14%	2	0.28%	4	0.56%	48	6.71%	5	0.70%	7	0.98%
0254307														
Vote Center	0	0.00%	0	0.00%	0	0.00%	0	0.00%	1	1.28%	0	0.00%	1	1.28%
Vote by Mail	1	0.16%	1	0.16%	0	0.00%	2	0.32%	55	8.91%	7	1.13%	6	0.97%
Remote	0		0		0		0		0		0		0	
Total	1	0.14%	1	0.14%	0	0.00%	2	0.29%	56	8.06%	7	1.01%	7	1.01%
0254401														
Vote Center	0	0.00%	0	0.00%	0	0.00%	0	0.00%	0	0.00%	0	0.00%	0	0.00%
Vote by Mail	0	0.00%	2	0.09%	1	0.04%	6	0.26%	62	2.72%	5	0.22%	9	0.39%
Remote	0		0		0		0		0		0		0	
Total	0	0.00%	2	0.08%	1	0.04%	6	0.25%	62	2.56%	5	0.21%	9	0.37%
0254404														
Vote Center	0	0.00%	0	0.00%	0	0.00%	0	0.00%	0	0.00%	0	0.00%	0	0.00%
Vote by Mail	0	0.00%	1	0.05%	0	0.00%	2	0.10%	60	3.04%	1	0.05%	4	0.20%
Remote	0		0		0		0		0		0		0	
Total	0	0.00%	1	0.05%	0	0.00%	2	0.09%	60	2.84%	1	0.05%	4	0.19%
0254409														
Vote Center	1	0.79%	0	0.00%	0	0.00%	0	0.00%	3	2.38%	0	0.00%	0	0.00%
Vote by Mail	0	0.00%	0	0.00%	0	0.00%	1	0.08%	48	3.68%	3	0.23%	6	0.46%
Remote	0		0		0		0		0		0		0	
Total	1	0.07%	0	0.00%	0	0.00%	1	0.07%	51	3.56%	3	0.21%	6	0.42%

Precinct	SHARLETA BASSETT (REP)		JAMES BRADLEY (REP)		MARTIN VEPRASKAS (REP)		ERIC EARLY (REP)		ADAM B. SCHIFF (DEM)		MAJOR SINGH (NPP)		STEFAN SIMCHOWITZ (REP)	
0254304														
Vote Center	0	0.00%	6	8.57%	0	0.00%	5	7.14%	6	8.57%	0	0.00%	0	0.00%
Vote by Mail	4	0.65%	12	1.94%	0	0.00%	52	8.41%	157	25.40%	1	0.16%	0	0.00%
Remote	0		0		0		0		0		0		0	
Total	4	0.58%	18	2.62%	0	0.00%	57	8.28%	163	23.69%	1	0.15%	0	0.00%
0254306														
Vote Center	0	0.00%	0	0.00%	0	0.00%	3	6.00%	5	10.00%	0	0.00%	0	0.00%
Vote by Mail	9	1.35%	12	1.80%	1	0.15%	49	7.37%	149	22.41%	4	0.60%	1	0.15%
Remote	0		0		0		0		0		0		0	
Total	9	1.26%	12	1.68%	1	0.14%	52	7.27%	154	21.54%	4	0.56%	1	0.14%
0254307														
Vote Center	1	1.28%	1	1.28%	0	0.00%	7	8.97%	5	6.41%	0	0.00%	0	0.00%
Vote by Mail	11	1.78%	18	2.92%	2	0.32%	57	9.24%	108	17.50%	0	0.00%	0	0.00%
Remote	0		0		0		0		0		0		0	
Total	12	1.73%	19	2.73%	2	0.29%	64	9.21%	113	16.26%	0	0.00%	0	0.00%
0254401														
Vote Center	1	0.72%	1	0.72%	0	0.00%	15	10.79%	31	22.30%	0	0.00%	0	0.00%
Vote by Mail	13	0.57%	26	1.14%	1	0.04%	111	4.87%	891	39.10%	1	0.04%	0	0.00%
Remote	0		0		0		0		0		0		0	
Total	14	0.58%	27	1.12%	1	0.04%	126	5.21%	922	38.13%	1	0.04%	0	0.00%
0254404														
Vote Center	0	0.00%	3	2.21%	0	0.00%	4	2.94%	35	25.74%	0	0.00%	0	0.00%
Vote by Mail	8	0.40%	29	1.47%	1	0.05%	103	5.21%	826	41.80%	0	0.00%	0	0.00%
Remote	0		0		0		0		0		0		0	
Total	8	0.38%	32	1.52%	1	0.05%	107	5.07%	861	40.77%	0	0.00%	0	0.00%
0254409														
Vote Center	0	0.00%	2	1.59%	0	0.00%	9	7.14%	28	22.22%	0	0.00%	0	0.00%
Vote by Mail	4	0.31%	24	1.84%	1	0.08%	76	5.82%	505	38.67%	5	0.38%	1	0.08%
Remote	0		0		0		0		0		0		0	
Total	4	0.28%	26	1.82%	1	0.07%	85	5.94%	533	37.22%	5	0.35%	1	0.07%

Precinct	CHRISTINA PASCUCCI (DEM)		DAVID PETERSON (DEM)		PERRY POUND (DEM)		KATIE PORTER (DEM)		DOUGLAS H. PIERCE (DEM)		RAJI RAB (DEM)		MARK RUZON (NPP)	
0254304														
Vote Center	1	1.43%	0	0.00%	0	0.00%	2	2.86%	0	0.00%	0	0.00%	0	0.00%
Vote by Mail	1	0.16%	4	0.65%	2	0.32%	80	12.94%	2	0.32%	0	0.00%	2	0.32%
Remote	0		0		0		0		0		0		0	
Total	2	0.29%	4	0.58%	2	0.29%	82	11.92%	2	0.29%	0	0.00%	2	0.29%
0254306														
Vote Center	0	0.00%	0	0.00%	0	0.00%	2	4.00%	0	0.00%	0	0.00%	0	0.00%
Vote by Mail	3	0.45%	1	0.15%	1	0.15%	87	13.08%	0	0.00%	1	0.15%	1	0.15%
Remote	0		0		0		0		0		0		0	
Total	3	0.42%	1	0.14%	1	0.14%	89	12.45%	0	0.00%	1	0.14%	1	0.14%
0254307														
Vote Center	0	0.00%	0	0.00%	0	0.00%	3	3.85%	0	0.00%	0	0.00%	0	0.00%
Vote by Mail	5	0.81%	1	0.16%	1	0.16%	68	11.02%	0	0.00%	1	0.16%	2	0.32%
Remote	0		0		0		0		0		0		0	
Total	5	0.72%	1	0.14%	1	0.14%	71	10.22%	0	0.00%	1	0.14%	2	0.29%
0254401														
Vote Center	0	0.00%	0	0.00%	0	0.00%	7	5.04%	0	0.00%	0	0.00%	0	0.00%
Vote by Mail	9	0.39%	2	0.09%	2	0.09%	188	8.25%	0	0.00%	1	0.04%	1	0.04%
Remote	0		0		0		0		0		0		0	
Total	9	0.37%	2	0.08%	2	0.08%	195	8.06%	0	0.00%	1	0.04%	1	0.04%
0254404														
Vote Center	0	0.00%	0	0.00%	0	0.00%	6	4.41%	1	0.74%	0	0.00%	0	0.00%
Vote by Mail	5	0.25%	1	0.05%	5	0.25%	135	6.83%	2	0.10%	0	0.00%	1	0.05%
Remote	0		0		0		0		0		0		0	
Total	5	0.24%	1	0.05%	5	0.24%	141	6.68%	3	0.14%	0	0.00%	1	0.05%
0254409														
Vote Center	0	0.00%	0	0.00%	0	0.00%	9	7.14%	0	0.00%	0	0.00%	0	0.00%
Vote by Mail	5	0.38%	5	0.38%	3	0.23%	110	8.42%	0	0.00%	1	0.08%	1	0.08%
Remote	0		0		0		0		0		0		0	
Total	5	0.35%	5	0.35%	3	0.21%	119	8.31%	0	0.00%	1	0.07%	1	0.07%

Precinct	JONATHAN REISS (REP)		JOHN ROSE (DEM)		HARMESH KUMAR (DEM)		JAMES "JIM" MACAULEY (REP)		Total Votes	DANNY FABRICANT Qualified Write In		CARLOS GUILLERMO TAPIA Qualified Write In	
0254304													
Vote Center	0	0.00%	0	0.00%	0	0.00%	0	0.00%	67	0	0.00%	0	0.00%
Vote by Mail	2	0.32%	0	0.00%	0	0.00%	2	0.32%	604	0	0.00%	0	0.00%
Remote	0		0		0		0		0	0		0	
Total	2	0.29%	0	0.00%	0	0.00%	2	0.29%	671	0	0.00%	0	0.00%
0254306													
Vote Center	0	0.00%	0	0.00%	1	2.00%	0	0.00%	48	0	0.00%	0	0.00%
Vote by Mail	2	0.30%	1	0.15%	1	0.15%	2	0.30%	645	0	0.00%	0	0.00%
Remote	0		0		0		0		0	0		0	
Total	2	0.28%	1	0.14%	2	0.28%	2	0.28%	693	0	0.00%	0	0.00%
0254307													
Vote Center	0	0.00%	0	0.00%	0	0.00%	1	1.28%	77	0	0.00%	0	0.00%
Vote by Mail	0	0.00%	0	0.00%	0	0.00%	1	0.16%	600	0	0.00%	0	0.00%
Remote	0		0		0		0		0	0		0	
Total	0	0.00%	0	0.00%	0	0.00%	2	0.29%	677	0	0.00%	0	0.00%
0254401													
Vote Center	0	0.00%	0	0.00%	0	0.00%	0	0.00%	138	0	0.00%	0	0.00%
Vote by Mail	0	0.00%	1	0.04%	0	0.00%	3	0.13%	2,222	0	0.00%	0	0.00%
Remote	0		0		0		0		0	0		0	
Total	0	0.00%	1	0.04%	0	0.00%	3	0.12%	2,360	0	0.00%	0	0.00%
0254404													
Vote Center	0	0.00%	0	0.00%	0	0.00%	0	0.00%	135	0	0.00%	0	0.00%
Vote by Mail	2	0.10%	1	0.05%	0	0.00%	2	0.10%	1,929	0	0.00%	0	0.00%
Remote	0		0		0		0		0	0		0	
Total	2	0.09%	1	0.05%	0	0.00%	2	0.09%	2,064	0	0.00%	0	0.00%
0254409													
Vote Center	0	0.00%	0	0.00%	0	0.00%	0	0.00%	125	0	0.00%	0	0.00%
Vote by Mail	0	0.00%	0	0.00%	0	0.00%	3	0.23%	1,276	0	0.00%	0	0.00%
Remote	0		0		0		0		0	0		0	
Total	0	0.00%	0	0.00%	0	0.00%	3	0.21%	1,401	0	0.00%	0	0.00%

Precinct	MICHAEL JOSEPH DILGER Qualified Write In		JOHN DOWELL Qualified Write In	
0254304				
Vote Center	0	0.00%	0	0.00%
Vote by Mail	0	0.00%	0	0.00%
Remote	0		0	
Total	0	0.00%	0	0.00%
0254306				
Vote Center	0	0.00%	0	0.00%
Vote by Mail	0	0.00%	0	0.00%
Remote	0		0	
Total	0	0.00%	0	0.00%
0254307				
Vote Center	0	0.00%	0	0.00%
Vote by Mail	0	0.00%	0	0.00%
Remote	0		0	
Total	0	0.00%	0	0.00%
0254401				
Vote Center	0	0.00%	0	0.00%
Vote by Mail	0	0.00%	0	0.00%
Remote	0		0	
Total	0	0.00%	0	0.00%
0254404				
Vote Center	0	0.00%	0	0.00%
Vote by Mail	0	0.00%	0	0.00%
Remote	0		0	
Total	0	0.00%	0	0.00%
0254409				
Vote Center	0	0.00%	0	0.00%
Vote by Mail	0	0.00%	0	0.00%
Remote	0		0	
Total	0	0.00%	0	0.00%

Precinct	Times Cast	Registered Voters
0254495		
Vote Center	70	1,374
Vote by Mail	1,048	1,374
Remote	0	1,374
Total	1,118	1,374
0254497		
Vote Center	30	433
Vote by Mail	326	433
Remote	0	433
Total	356	433
0254498		
Vote Center	23	586
Vote by Mail	355	586
Remote	0	586
Total	378	586
0254501		
Vote Center	81	1,598
Vote by Mail	562	1,598
Remote	0	1,598
Total	643	1,598
0254503		
Vote Center	108	2,757
Vote by Mail	1,543	2,757
Remote	0	2,757
Total	1,651	2,757
0254504		
Vote Center	80	2,163
Vote by Mail	995	2,163
Remote	0	2,163
Total	1,075	2,163

Precinct	STEVE GARVEY (REP)		DENICE GARY-PANDOL (REP)	
0254495				
Vote Center	52	74.29%	1	1.43%
Vote by Mail	399	38.07%	1	0.10%
Remote	0		0	
Total	451	40.34%	2	0.18%
0254497				
Vote Center	12	40.00%	0	0.00%
Vote by Mail	118	36.20%	1	0.31%
Remote	0		0	
Total	130	36.52%	1	0.28%
0254498				
Vote Center	10	43.48%	0	0.00%
Vote by Mail	145	40.85%	0	0.00%
Remote	0		0	
Total	155	41.01%	0	0.00%
0254501				
Vote Center	48	59.26%	0	0.00%
Vote by Mail	268	47.69%	0	0.00%
Remote	0		0	
Total	316	49.14%	0	0.00%
0254503				
Vote Center	64	59.26%	0	0.00%
Vote by Mail	692	44.85%	0	0.00%
Remote	0		0	
Total	756	45.79%	0	0.00%
0254504				
Vote Center	58	72.50%	0	0.00%
Vote by Mail	471	47.34%	2	0.20%
Remote	0		0	
Total	529	49.21%	2	0.19%

Precinct	LAURA GARZA (NPP)		SEPI GILANI (DEM)		DON J. GRUNDMANN (NPP)		FORREST JONES (AIP)		BARBARA LEE (DEM)		GAIL LIGHTFOOT (LIB)		SARAH SUN LIEW (REP)	
0254495														
Vote Center	0	0.00%	0	0.00%	0	0.00%	0	0.00%	2	2.86%	0	0.00%	0	0.00%
Vote by Mail	0	0.00%	3	0.29%	0	0.00%	2	0.19%	36	3.44%	6	0.57%	5	0.48%
Remote	0		0		0		0		0		0		0	
Total	0	0.00%	3	0.27%	0	0.00%	2	0.18%	38	3.40%	6	0.54%	5	0.45%
0254497														
Vote Center	0	0.00%	0	0.00%	0	0.00%	0	0.00%	0	0.00%	1	3.33%	0	0.00%
Vote by Mail	1	0.31%	0	0.00%	1	0.31%	0	0.00%	10	3.07%	1	0.31%	0	0.00%
Remote	0		0		0		0		0		0		0	
Total	1	0.28%	0	0.00%	1	0.28%	0	0.00%	10	2.81%	2	0.56%	0	0.00%
0254498														
Vote Center	0	0.00%	0	0.00%	0	0.00%	0	0.00%	0	0.00%	0	0.00%	0	0.00%
Vote by Mail	0	0.00%	0	0.00%	0	0.00%	1	0.28%	8	2.25%	0	0.00%	2	0.56%
Remote	0		0		0		0		0		0		0	
Total	0	0.00%	0	0.00%	0	0.00%	1	0.26%	8	2.12%	0	0.00%	2	0.53%
0254501														
Vote Center	1	1.23%	0	0.00%	0	0.00%	1	1.23%	3	3.70%	1	1.23%	0	0.00%
Vote by Mail	0	0.00%	1	0.18%	2	0.36%	2	0.36%	31	5.52%	1	0.18%	4	0.71%
Remote	0		0		0		0		0		0		0	
Total	1	0.16%	1	0.16%	2	0.31%	3	0.47%	34	5.29%	2	0.31%	4	0.62%
0254503														
Vote Center	0	0.00%	1	0.93%	0	0.00%	0	0.00%	1	0.93%	2	1.85%	1	0.93%
Vote by Mail	0	0.00%	1	0.06%	2	0.13%	3	0.19%	44	2.85%	5	0.32%	4	0.26%
Remote	0		0		0		0		0		0		0	
Total	0	0.00%	2	0.12%	2	0.12%	3	0.18%	45	2.73%	7	0.42%	5	0.30%
0254504														
Vote Center	0	0.00%	0	0.00%	0	0.00%	0	0.00%	2	2.50%	0	0.00%	1	1.25%
Vote by Mail	1	0.10%	1	0.10%	1	0.10%	0	0.00%	47	4.72%	5	0.50%	6	0.60%
Remote	0		0		0		0		0		0		0	
Total	1	0.09%	1	0.09%	1	0.09%	0	0.00%	49	4.56%	5	0.47%	7	0.65%

Precinct	SHARLETA BASSETT (REP)		JAMES BRADLEY (REP)		MARTIN VEPRASKAS (REP)		ERIC EARLY (REP)		ADAM B. SCHIFF (DEM)		MAJOR SINGH (NPP)		STEFAN SIMCHOWITZ (REP)	
0254495														
Vote Center	0	0.00%	3	4.29%	0	0.00%	2	2.86%	7	10.00%	0	0.00%	0	0.00%
Vote by Mail	3	0.29%	20	1.91%	2	0.19%	53	5.06%	410	39.12%	1	0.10%	0	0.00%
Remote	0		0		0		0		0		0		0	
Total	3	0.27%	23	2.06%	2	0.18%	55	4.92%	417	37.30%	1	0.09%	0	0.00%
0254497														
Vote Center	0	0.00%	0	0.00%	0	0.00%	4	13.33%	11	36.67%	0	0.00%	0	0.00%
Vote by Mail	3	0.92%	2	0.61%	0	0.00%	16	4.91%	136	41.72%	0	0.00%	0	0.00%
Remote	0		0		0		0		0		0		0	
Total	3	0.84%	2	0.56%	0	0.00%	20	5.62%	147	41.29%	0	0.00%	0	0.00%
0254498														
Vote Center	0	0.00%	0	0.00%	0	0.00%	4	17.39%	9	39.13%	0	0.00%	0	0.00%
Vote by Mail	5	1.41%	5	1.41%	3	0.85%	15	4.23%	131	36.90%	0	0.00%	0	0.00%
Remote	0		0		0		0		0		0		0	
Total	5	1.32%	5	1.32%	3	0.79%	19	5.03%	140	37.04%	0	0.00%	0	0.00%
0254501														
Vote Center	1	1.23%	0	0.00%	0	0.00%	13	16.05%	3	3.70%	0	0.00%	0	0.00%
Vote by Mail	8	1.42%	16	2.85%	2	0.36%	44	7.83%	93	16.55%	2	0.36%	0	0.00%
Remote	0		0		0		0		0		0		0	
Total	9	1.40%	16	2.49%	2	0.31%	57	8.86%	96	14.93%	2	0.31%	0	0.00%
0254503														
Vote Center	2	1.85%	2	1.85%	0	0.00%	13	12.04%	16	14.81%	0	0.00%	1	0.93%
Vote by Mail	8	0.52%	30	1.94%	0	0.00%	100	6.48%	451	29.23%	0	0.00%	0	0.00%
Remote	0		0		0		0		0		0		0	
Total	10	0.61%	32	1.94%	0	0.00%	113	6.84%	467	28.29%	0	0.00%	1	0.06%
0254504														
Vote Center	0	0.00%	2	2.50%	0	0.00%	6	7.50%	7	8.75%	2	2.50%	0	0.00%
Vote by Mail	15	1.51%	21	2.11%	0	0.00%	57	5.73%	255	25.63%	4	0.40%	0	0.00%
Remote	0		0		0		0		0		0		0	
Total	15	1.40%	23	2.14%	0	0.00%	63	5.86%	262	24.37%	6	0.56%	0	0.00%

Precinct	CHRISTINA PASCUCCI (DEM)		DAVID PETERSON (DEM)		PERRY POUND (DEM)		KATIE PORTER (DEM)		DOUGLAS H. PIERCE (DEM)		RAJI RAB (DEM)		MARK RUZON (NPP)	
0254495														
Vote Center	0	0.00%	0	0.00%	0	0.00%	2	2.86%	0	0.00%	0	0.00%	0	0.00%
Vote by Mail	0	0.00%	1	0.10%	2	0.19%	82	7.82%	0	0.00%	2	0.19%	0	0.00%
Remote	0		0		0		0		0		0		0	
Total	0	0.00%	1	0.09%	2	0.18%	84	7.51%	0	0.00%	2	0.18%	0	0.00%
0254497														
Vote Center	1	3.33%	0	0.00%	0	0.00%	1	3.33%	0	0.00%	0	0.00%	0	0.00%
Vote by Mail	1	0.31%	2	0.61%	0	0.00%	29	8.90%	0	0.00%	0	0.00%	0	0.00%
Remote	0		0		0		0		0		0		0	
Total	2	0.56%	2	0.56%	0	0.00%	30	8.43%	0	0.00%	0	0.00%	0	0.00%
0254498														
Vote Center	0	0.00%	0	0.00%	0	0.00%	0	0.00%	0	0.00%	0	0.00%	0	0.00%
Vote by Mail	0	0.00%	0	0.00%	3	0.85%	28	7.89%	0	0.00%	0	0.00%	0	0.00%
Remote	0		0		0		0		0		0		0	
Total	0	0.00%	0	0.00%	3	0.79%	28	7.41%	0	0.00%	0	0.00%	0	0.00%
0254501														
Vote Center	1	1.23%	0	0.00%	0	0.00%	5	6.17%	0	0.00%	0	0.00%	0	0.00%
Vote by Mail	6	1.07%	0	0.00%	3	0.53%	58	10.32%	1	0.18%	0	0.00%	1	0.18%
Remote	0		0		0		0		0		0		0	
Total	7	1.09%	0	0.00%	3	0.47%	63	9.80%	1	0.16%	0	0.00%	1	0.16%
0254503														
Vote Center	0	0.00%	0	0.00%	0	0.00%	3	2.78%	0	0.00%	0	0.00%	0	0.00%
Vote by Mail	5	0.32%	2	0.13%	1	0.06%	145	9.40%	1	0.06%	0	0.00%	2	0.13%
Remote	0		0		0		0		0		0		0	
Total	5	0.30%	2	0.12%	1	0.06%	148	8.96%	1	0.06%	0	0.00%	2	0.12%
0254504														
Vote Center	0	0.00%	0	0.00%	0	0.00%	1	1.25%	0	0.00%	0	0.00%	0	0.00%
Vote by Mail	3	0.30%	1	0.10%	0	0.00%	71	7.14%	0	0.00%	0	0.00%	2	0.20%
Remote	0		0		0		0		0		0		0	
Total	3	0.28%	1	0.09%	0	0.00%	72	6.70%	0	0.00%	0	0.00%	2	0.19%

Precinct	JONATHAN REISS (REP)		JOHN ROSE (DEM)		HARMESH KUMAR (DEM)		JAMES "JIM" MACAULEY (REP)		Total Votes	DANNY FABRICANT Qualified Write In		CARLOS GUILLERMO TAPIA Qualified Write In	
0254495													
Vote Center	0	0.00%	0	0.00%	0	0.00%	0	0.00%	69	0	0.00%	0	0.00%
Vote by Mail	0	0.00%	0	0.00%	1	0.10%	1	0.10%	1,030	0	0.00%	0	0.00%
Remote	0		0		0		0		0	0		0	
Total	0	0.00%	0	0.00%	1	0.09%	1	0.09%	1,099	0	0.00%	0	0.00%
0254497													
Vote Center	0	0.00%	0	0.00%	0	0.00%	0	0.00%	30	0	0.00%	0	0.00%
Vote by Mail	0	0.00%	0	0.00%	0	0.00%	0	0.00%	321	0	0.00%	0	0.00%
Remote	0		0		0		0		0	0		0	
Total	0	0.00%	0	0.00%	0	0.00%	0	0.00%	351	0	0.00%	0	0.00%
0254498													
Vote Center	0	0.00%	0	0.00%	0	0.00%	0	0.00%	23	0	0.00%	0	0.00%
Vote by Mail	0	0.00%	0	0.00%	0	0.00%	0	0.00%	346	0	0.00%	0	0.00%
Remote	0		0		0		0		0	0		0	
Total	0	0.00%	0	0.00%	0	0.00%	0	0.00%	369	0	0.00%	0	0.00%
0254501													
Vote Center	0	0.00%	0	0.00%	0	0.00%	0	0.00%	77	0	0.00%	0	0.00%
Vote by Mail	0	0.00%	0	0.00%	2	0.36%	2	0.36%	547	0	0.00%	0	0.00%
Remote	0		0		0		0		0	0		0	
Total	0	0.00%	0	0.00%	2	0.31%	2	0.31%	624	0	0.00%	0	0.00%
0254503													
Vote Center	0	0.00%	0	0.00%	0	0.00%	0	0.00%	106	0	0.00%	0	0.00%
Vote by Mail	0	0.00%	1	0.06%	2	0.13%	2	0.13%	1,501	0	0.00%	0	0.00%
Remote	0		0		0		0		0	0		0	
Total	0	0.00%	1	0.06%	2	0.12%	2	0.12%	1,607	0	0.00%	0	0.00%
0254504													
Vote Center	0	0.00%	0	0.00%	0	0.00%	1	1.25%	80	0	0.00%	0	0.00%
Vote by Mail	0	0.00%	0	0.00%	1	0.10%	1	0.10%	965	0	0.00%	0	0.00%
Remote	0		0		0		0		0	0		0	
Total	0	0.00%	0	0.00%	1	0.09%	2	0.19%	1,045	0	0.00%	0	0.00%

Precinct	MICHAEL JOSEPH DILGER Qualified Write In		JOHN DOWELL Qualified Write In	
0254495				
Vote Center	0	0.00%	0	0.00%
Vote by Mail	0	0.00%	0	0.00%
Remote	0		0	
Total	0	0.00%	0	0.00%
0254497				
Vote Center	0	0.00%	0	0.00%
Vote by Mail	0	0.00%	0	0.00%
Remote	0		0	
Total	0	0.00%	0	0.00%
0254498				
Vote Center	0	0.00%	0	0.00%
Vote by Mail	0	0.00%	0	0.00%
Remote	0		0	
Total	0	0.00%	0	0.00%
0254501				
Vote Center	0	0.00%	0	0.00%
Vote by Mail	0	0.00%	0	0.00%
Remote	0		0	
Total	0	0.00%	0	0.00%
0254503				
Vote Center	0	0.00%	0	0.00%
Vote by Mail	0	0.00%	0	0.00%
Remote	0		0	
Total	0	0.00%	0	0.00%
0254504				
Vote Center	0	0.00%	0	0.00%
Vote by Mail	0	0.00%	0	0.00%
Remote	0		0	
Total	0	0.00%	0	0.00%

Precinct	Times Cast	Registered Voters
0254507		
Vote Center	65	1,866
Vote by Mail	470	1,866
Remote	0	1,866
Total	535	1,866
0254598		
Vote Center	3	111
Vote by Mail	90	111
Remote	0	111
Total	93	111
0254599		
Vote Center	1	219
Vote by Mail	72	219
Remote	0	219
Total	73	219
0257501		
Vote Center	71	2,475
Vote by Mail	730	2,475
Remote	0	2,475
Total	801	2,475
0257511		
Vote Center	137	2,674
Vote by Mail	1,437	2,674
Remote	0	2,674
Total	1,574	2,674
0257513		
Vote Center	118	2,577
Vote by Mail	1,131	2,577
Remote	0	2,577
Total	1,249	2,577

Precinct	STEVE GARVEY (REP)		DENICE GARY-PANDOL (REP)	
0254507				
Vote Center	34	52.31%	0	0.00%
Vote by Mail	142	30.21%	3	0.64%
Remote	0		0	
Total	176	32.90%	3	0.56%
0254598				
Vote Center	****	****	****	****
Vote by Mail	32	35.56%	0	0.00%
Remote	0		0	
Total	34	36.56%	0	0.00%
0254599				
Vote Center	****	****	****	****
Vote by Mail	20	27.78%	0	0.00%
Remote	0		0	
Total	20	27.40%	0	0.00%
0257501				
Vote Center	40	56.34%	0	0.00%
Vote by Mail	224	30.68%	0	0.00%
Remote	0		0	
Total	264	32.96%	0	0.00%
0257511				
Vote Center	64	46.72%	0	0.00%
Vote by Mail	477	33.19%	0	0.00%
Remote	0		0	
Total	541	34.37%	0	0.00%
0257513				
Vote Center	64	54.24%	1	0.85%
Vote by Mail	330	29.18%	1	0.09%
Remote	0		0	
Total	394	31.55%	2	0.16%

Precinct	LAURA GARZA (NPP)		SEPI GILANI (DEM)		DON J. GRUNDMANN (NPP)		FORREST JONES (AIP)		BARBARA LEE (DEM)		GAIL LIGHTFOOT (LIB)		SARAH SUN LIEW (REP)	
0254507														
Vote Center	0	0.00%	0	0.00%	0	0.00%	1	1.54%	2	3.08%	0	0.00%	1	1.54%
Vote by Mail	1	0.21%	3	0.64%	0	0.00%	5	1.06%	53	11.28%	4	0.85%	4	0.85%
Remote	0		0		0		0		0		0		0	
Total	1	0.19%	3	0.56%	0	0.00%	6	1.12%	55	10.28%	4	0.75%	5	0.93%
0254598														
Vote Center	****	****	****	****	****	****	****	****	****	****	****	****	****	****
Vote by Mail	0	0.00%	1	1.11%	0	0.00%	0	0.00%	3	3.33%	0	0.00%	0	0.00%
Remote	0		0		0		0		0		0		0	
Total	0	0.00%	1	1.08%	0	0.00%	0	0.00%	3	3.23%	0	0.00%	0	0.00%
0254599														
Vote Center	****	****	****	****	****	****	****	****	****	****	****	****	****	****
Vote by Mail	0	0.00%	0	0.00%	0	0.00%	0	0.00%	1	1.39%	1	1.39%	4	5.56%
Remote	0		0		0		0		0		0		0	
Total	0	0.00%	0	0.00%	0	0.00%	0	0.00%	1	1.37%	1	1.37%	4	5.48%
0257501														
Vote Center	0	0.00%	0	0.00%	0	0.00%	0	0.00%	4	5.63%	1	1.41%	3	4.23%
Vote by Mail	1	0.14%	3	0.41%	7	0.96%	2	0.27%	62	8.49%	8	1.10%	11	1.51%
Remote	0		0		0		0		0		0		0	
Total	1	0.12%	3	0.37%	7	0.87%	2	0.25%	66	8.24%	9	1.12%	14	1.75%
0257511														
Vote Center	0	0.00%	0	0.00%	0	0.00%	0	0.00%	5	3.65%	0	0.00%	1	0.73%
Vote by Mail	0	0.00%	5	0.35%	3	0.21%	3	0.21%	67	4.66%	10	0.70%	9	0.63%
Remote	0		0		0		0		0		0		0	
Total	0	0.00%	5	0.32%	3	0.19%	3	0.19%	72	4.57%	10	0.64%	10	0.64%
0257513														
Vote Center	0	0.00%	0	0.00%	0	0.00%	0	0.00%	7	5.93%	2	1.69%	3	2.54%
Vote by Mail	2	0.18%	2	0.18%	1	0.09%	4	0.35%	77	6.81%	7	0.62%	5	0.44%
Remote	0		0		0		0		0		0		0	
Total	2	0.16%	2	0.16%	1	0.08%	4	0.32%	84	6.73%	9	0.72%	8	0.64%

Precinct	SHARLETA BASSETT (REP)		JAMES BRADLEY (REP)		MARTIN VEPRASKAS (REP)		ERIC EARLY (REP)		ADAM B. SCHIFF (DEM)		MAJOR SINGH (NPP)		STEFAN SIMCHOWITZ (REP)	
0254507														
Vote Center	6	9.23%	0	0.00%	0	0.00%	4	6.15%	5	7.69%	0	0.00%	0	0.00%
Vote by Mail	7	1.49%	15	3.19%	3	0.64%	39	8.30%	106	22.55%	4	0.85%	0	0.00%
Remote	0		0		0		0		0		0		0	
Total	13	2.43%	15	2.80%	3	0.56%	43	8.04%	111	20.75%	4	0.75%	0	0.00%
0254598														
Vote Center	****	****	****	****	****	****	****	****	****	****	****	****	****	****
Vote by Mail	3	3.33%	1	1.11%	0	0.00%	6	6.67%	37	41.11%	0	0.00%	0	0.00%
Remote	0		0		0		0		0		0		0	
Total	3	3.23%	1	1.08%	0	0.00%	6	6.45%	38	40.86%	0	0.00%	0	0.00%
0254599														
Vote Center	****	****	****	****	****	****	****	****	****	****	****	****	****	****
Vote by Mail	0	0.00%	3	4.17%	0	0.00%	2	2.78%	24	33.33%	1	1.39%	0	0.00%
Remote	0		0		0		0		0		0		0	
Total	0	0.00%	3	4.11%	0	0.00%	2	2.74%	24	32.88%	1	1.37%	0	0.00%
0257501														
Vote Center	1	1.41%	2	2.82%	0	0.00%	8	11.27%	7	9.86%	0	0.00%	0	0.00%
Vote by Mail	4	0.55%	20	2.74%	0	0.00%	57	7.81%	196	26.85%	4	0.55%	1	0.14%
Remote	0		0		0		0		0		0		0	
Total	5	0.62%	22	2.75%	0	0.00%	65	8.11%	203	25.34%	4	0.50%	1	0.12%
0257511														
Vote Center	3	2.19%	1	0.73%	0	0.00%	18	13.14%	32	23.36%	0	0.00%	0	0.00%
Vote by Mail	10	0.70%	27	1.88%	2	0.14%	90	6.26%	520	36.19%	6	0.42%	2	0.14%
Remote	0		0		0		0		0		0		0	
Total	13	0.83%	28	1.78%	2	0.13%	108	6.86%	552	35.07%	6	0.38%	2	0.13%
0257513														
Vote Center	1	0.85%	4	3.39%	0	0.00%	7	5.93%	16	13.56%	0	0.00%	0	0.00%
Vote by Mail	7	0.62%	26	2.30%	0	0.00%	51	4.51%	456	40.32%	2	0.18%	0	0.00%
Remote	0		0		0		0		0		0		0	
Total	8	0.64%	30	2.40%	0	0.00%	58	4.64%	472	37.79%	2	0.16%	0	0.00%

Precinct	CHRISTINA PASCUCCI (DEM)		DAVID PETERSON (DEM)		PERRY POUND (DEM)		KATIE PORTER (DEM)		DOUGLAS H. PIERCE (DEM)		RAJI RAB (DEM)		MARK RUZON (NPP)	
0254507														
Vote Center	0	0.00%	0	0.00%	0	0.00%	6	9.23%	1	1.54%	2	3.08%	0	0.00%
Vote by Mail	2	0.43%	0	0.00%	2	0.43%	54	11.49%	1	0.21%	0	0.00%	0	0.00%
Remote	0		0		0		0		0		0		0	
Total	2	0.37%	0	0.00%	2	0.37%	60	11.21%	2	0.37%	2	0.37%	0	0.00%
0254598														
Vote Center	****	****	****	****	****	****	****	****	****	****	****	****	****	****
Vote by Mail	0	0.00%	0	0.00%	0	0.00%	6	6.67%	0	0.00%	0	0.00%	0	0.00%
Remote	0		0		0		0		0		0		0	
Total	0	0.00%	0	0.00%	0	0.00%	6	6.45%	0	0.00%	0	0.00%	0	0.00%
0254599														
Vote Center	****	****	****	****	****	****	****	****	****	****	****	****	****	****
Vote by Mail	1	1.39%	0	0.00%	0	0.00%	12	16.67%	0	0.00%	1	1.39%	0	0.00%
Remote	0		0		0		0		0		0		0	
Total	1	1.37%	0	0.00%	0	0.00%	12	16.44%	0	0.00%	1	1.37%	0	0.00%
0257501														
Vote Center	0	0.00%	0	0.00%	0	0.00%	2	2.82%	0	0.00%	0	0.00%	0	0.00%
Vote by Mail	3	0.41%	2	0.27%	1	0.14%	89	12.19%	1	0.14%	1	0.14%	1	0.14%
Remote	0		0		0		0		0		0		0	
Total	3	0.37%	2	0.25%	1	0.12%	91	11.36%	1	0.12%	1	0.12%	1	0.12%
0257511														
Vote Center	2	1.46%	0	0.00%	0	0.00%	9	6.57%	0	0.00%	0	0.00%	0	0.00%
Vote by Mail	8	0.56%	1	0.07%	0	0.00%	152	10.58%	0	0.00%	0	0.00%	3	0.21%
Remote	0		0		0		0		0		0		0	
Total	10	0.64%	1	0.06%	0	0.00%	161	10.23%	0	0.00%	0	0.00%	3	0.19%
0257513														
Vote Center	0	0.00%	1	0.85%	0	0.00%	9	7.63%	0	0.00%	0	0.00%	0	0.00%
Vote by Mail	5	0.44%	1	0.09%	1	0.09%	114	10.08%	3	0.27%	1	0.09%	2	0.18%
Remote	0		0		0		0		0		0		0	
Total	5	0.40%	2	0.16%	1	0.08%	123	9.85%	3	0.24%	1	0.08%	2	0.16%

Precinct	JONATHAN REISS (REP)		JOHN ROSE (DEM)		HARMESH KUMAR (DEM)		JAMES "JIM" MACAULEY (REP)		Total Votes	DANNY FABRICANT Qualified Write In		CARLOS GUILLERMO TAPIA Qualified Write In	
0254507													
Vote Center	0	0.00%	0	0.00%	1	1.54%	0	0.00%	63	0	0.00%	0	0.00%
Vote by Mail	0	0.00%	0	0.00%	0	0.00%	3	0.64%	451	0	0.00%	0	0.00%
Remote	0		0		0		0		0	0		0	
Total	0	0.00%	0	0.00%	1	0.19%	3	0.56%	514	0	0.00%	0	0.00%
0254598													
Vote Center	****	****	****	****	****	****	****	****	****	****	****	****	****
Vote by Mail	0	0.00%	0	0.00%	0	0.00%	0	0.00%	89	0	0.00%	0	0.00%
Remote	0		0		0		0		0	0		0	
Total	0	0.00%	0	0.00%	0	0.00%	0	0.00%	92	0	0.00%	0	0.00%
0254599													
Vote Center	****	****	****	****	****	****	****	****	****	****	****	****	****
Vote by Mail	0	0.00%	0	0.00%	0	0.00%	0	0.00%	70	0	0.00%	0	0.00%
Remote	0		0		0		0		0	0		0	
Total	0	0.00%	0	0.00%	0	0.00%	0	0.00%	70	0	0.00%	0	0.00%
0257501													
Vote Center	0	0.00%	0	0.00%	0	0.00%	0	0.00%	68	0	0.00%	0	0.00%
Vote by Mail	0	0.00%	1	0.14%	0	0.00%	4	0.55%	703	0	0.00%	0	0.00%
Remote	0		0		0		0		0	0		0	
Total	0	0.00%	1	0.12%	0	0.00%	4	0.50%	771	0	0.00%	0	0.00%
0257511													
Vote Center	0	0.00%	0	0.00%	0	0.00%	1	0.73%	136	0	0.00%	0	0.00%
Vote by Mail	0	0.00%	0	0.00%	0	0.00%	4	0.28%	1,399	0	0.00%	0	0.00%
Remote	0		0		0		0		0	0		0	
Total	0	0.00%	0	0.00%	0	0.00%	5	0.32%	1,535	0	0.00%	0	0.00%
0257513													
Vote Center	0	0.00%	0	0.00%	0	0.00%	0	0.00%	115	0	0.00%	0	0.00%
Vote by Mail	0	0.00%	0	0.00%	0	0.00%	5	0.44%	1,103	0	0.00%	0	0.00%
Remote	0		0		0		0		0	0		0	
Total	0	0.00%	0	0.00%	0	0.00%	5	0.40%	1,218	0	0.00%	0	0.00%

Precinct	MICHAEL JOSEPH DILGER Qualified Write In	JOHN DOWELL Qualified Write In		
0254507				
Vote Center	0	0.00%	0	0.00%
Vote by Mail	0	0.00%	0	0.00%
Remote	0		0	
Total	0	0.00%	0	0.00%
0254598				
Vote Center	****	****	****	****
Vote by Mail	0	0.00%	0	0.00%
Remote	0		0	
Total	0	0.00%	0	0.00%
0254599				
Vote Center	****	****	****	****
Vote by Mail	0	0.00%	0	0.00%
Remote	0		0	
Total	0	0.00%	0	0.00%
0257501				
Vote Center	0	0.00%	0	0.00%
Vote by Mail	0	0.00%	0	0.00%
Remote	0		0	
Total	0	0.00%	0	0.00%
0257511				
Vote Center	0	0.00%	0	0.00%
Vote by Mail	0	0.00%	0	0.00%
Remote	0		0	
Total	0	0.00%	0	0.00%
0257513				
Vote Center	0	0.00%	0	0.00%
Vote by Mail	0	0.00%	0	0.00%
Remote	0		0	
Total	0	0.00%	0	0.00%

Precinct	Times Cast	Registered Voters
0257514		
Vote Center	65	1,545
Vote by Mail	469	1,545
Remote	0	1,545
Total	534	1,545
0257515		
Vote Center	190	2,989
Vote by Mail	1,039	2,989
Remote	0	2,989
Total	1,229	2,989
0257517		
Vote Center	122	2,625
Vote by Mail	860	2,625
Remote	0	2,625
Total	982	2,625
0257527		
Vote Center	85	1,937
Vote by Mail	586	1,937
Remote	0	1,937
Total	671	1,937
0257528		
Vote Center	139	2,946
Vote by Mail	862	2,946
Remote	0	2,946
Total	1,001	2,946
0257599		
Vote Center	0	0
Vote by Mail	0	0
Remote	0	0
Total	0	0

Precinct	STEVE GARVEY (REP)		DENICE GARY-PANDOL (REP)	
0257514				
Vote Center	30	46.15%	0	0.00%
Vote by Mail	138	29.42%	0	0.00%
Remote	0		0	
Total	168	31.46%	0	0.00%
0257515				
Vote Center	107	56.32%	2	1.05%
Vote by Mail	340	32.72%	0	0.00%
Remote	0		0	
Total	447	36.37%	2	0.16%
0257517				
Vote Center	59	48.36%	2	1.64%
Vote by Mail	262	30.47%	1	0.12%
Remote	0		0	
Total	321	32.69%	3	0.31%
0257527				
Vote Center	44	51.76%	0	0.00%
Vote by Mail	184	31.40%	4	0.68%
Remote	0		0	
Total	228	33.98%	4	0.60%
0257528				
Vote Center	56	40.29%	0	0.00%
Vote by Mail	256	29.70%	1	0.12%
Remote	0		0	
Total	312	31.17%	1	0.10%
0257599				
Vote Center	0		0	
Vote by Mail	0		0	
Remote	0		0	
Total	0		0	

Precinct	JONATHAN REISS (REP)		JOHN ROSE (DEM)		HARMESH KUMAR (DEM)		JAMES "JIM" MACAULEY (REP)		Total Votes	DANNY FABRICANT Qualified Write In		CARLOS GUILLERMO TAPIA Qualified Write In	
0257514													
Vote Center	0	0.00%	0	0.00%	0	0.00%	0	0.00%	65	0	0.00%	0	0.00%
Vote by Mail	2	0.43%	0	0.00%	0	0.00%	2	0.43%	454	0	0.00%	0	0.00%
Remote	0		0		0		0		0	0		0	
Total	2	0.37%	0	0.00%	0	0.00%	2	0.37%	519	0	0.00%	0	0.00%
0257515													
Vote Center	0	0.00%	0	0.00%	0	0.00%	1	0.53%	187	0	0.00%	0	0.00%
Vote by Mail	0	0.00%	0	0.00%	5	0.48%	1	0.10%	1,006	0	0.00%	0	0.00%
Remote	0		0		0		0		0	0		0	
Total	0	0.00%	0	0.00%	5	0.41%	2	0.16%	1,193	0	0.00%	0	0.00%
0257517													
Vote Center	1	0.82%	0	0.00%	0	0.00%	0	0.00%	118	0	0.00%	0	0.00%
Vote by Mail	0	0.00%	1	0.12%	0	0.00%	0	0.00%	834	0	0.00%	0	0.00%
Remote	0		0		0		0		0	0		0	
Total	1	0.10%	1	0.10%	0	0.00%	0	0.00%	952	0	0.00%	0	0.00%
0257527													
Vote Center	0	0.00%	0	0.00%	0	0.00%	0	0.00%	80	0	0.00%	0	0.00%
Vote by Mail	0	0.00%	0	0.00%	3	0.51%	0	0.00%	567	0	0.00%	0	0.00%
Remote	0		0		0		0		0	0		0	
Total	0	0.00%	0	0.00%	3	0.45%	0	0.00%	647	0	0.00%	0	0.00%
0257528													
Vote Center	0	0.00%	0	0.00%	1	0.72%	0	0.00%	135	0	0.00%	0	0.00%
Vote by Mail	2	0.23%	1	0.12%	3	0.35%	2	0.23%	831	0	0.00%	0	0.00%
Remote	0		0		0		0		0	0		0	
Total	2	0.20%	1	0.10%	4	0.40%	2	0.20%	966	0	0.00%	0	0.00%
0257599													
Vote Center	0		0		0		0		0	0		0	
Vote by Mail	0		0		0		0		0	0		0	
Remote	0		0		0		0		0	0		0	
Total	0		0		0		0		0	0		0	

Precinct	MICHAEL JOSEPH DILGER Qualified Write In		JOHN DOWELL Qualified Write In	
0257514				
Vote Center	0	0.00%	0	0.00%
Vote by Mail	0	0.00%	0	0.00%
Remote	0		0	
Total	0	0.00%	0	0.00%
0257515				
Vote Center	0	0.00%	0	0.00%
Vote by Mail	0	0.00%	0	0.00%
Remote	0		0	
Total	0	0.00%	0	0.00%
0257517				
Vote Center	0	0.00%	0	0.00%
Vote by Mail	0	0.00%	0	0.00%
Remote	0		0	
Total	0	0.00%	0	0.00%
0257527				
Vote Center	0	0.00%	0	0.00%
Vote by Mail	0	0.00%	0	0.00%
Remote	0		0	
Total	0	0.00%	0	0.00%
0257528				
Vote Center	0	0.00%	0	0.00%
Vote by Mail	0	0.00%	0	0.00%
Remote	0		0	
Total	0	0.00%	0	0.00%
0257599				
Vote Center	0		0	
Vote by Mail	0		0	
Remote	0		0	
Total	0		0	

Precinct	Times Cast	Registered Voters
0351144		
Vote Center	3	169
Vote by Mail	83	169
Remote	0	169
Total	86	169
0351219		
Vote Center	111	1,760
Vote by Mail	873	1,760
Remote	0	1,760
Total	984	1,760
0351286		
Vote Center		2
Vote by Mail		2
Remote		2
Total		2
0351320		
Vote Center	93	1,982
Vote by Mail	924	1,982
Remote	0	1,982
Total	1,017	1,982
0351416		
Vote Center	0	42
Vote by Mail	19	42
Remote	0	42
Total	19	42
0355001		
Vote Center	226	2,721
Vote by Mail	1,158	2,721
Remote	0	2,721
Total	1,384	2,721


Precinct	STEVE GARVEY (REP)		DENICE GARY-PANDOL (REP)	
0351144				
Vote Center	****	****	****	****
Vote by Mail	41	49.40%	0	0.00%
Remote	0		0	
Total	43	50.00%	0	0.00%
0351219				
Vote Center	82	73.87%	0	0.00%
Vote by Mail	456	52.23%	4	0.46%
Remote	0		0	
Total	538	54.67%	4	0.41%
0351286				
Vote Center				
Vote by Mail				
Remote				
Total				
0351320				
Vote Center	55	59.14%	0	0.00%
Vote by Mail	412	44.59%	2	0.22%
Remote	0		0	
Total	467	45.92%	2	0.20%
0351416				
Vote Center	0		0	
Vote by Mail	12	63.16%	0	0.00%
Remote	0		0	
Total	12	63.16%	0	0.00%
0355001				
Vote Center	144	63.72%	3	1.33%
Vote by Mail	495	42.75%	1	0.09%
Remote	0		0	
Total	639	46.17%	4	0.29%

Precinct	LAURA GARZA (NPP)		SEPI GILANI (DEM)		DON J. GRUNDMANN (NPP)		FORREST JONES (AIP)		BARBARA LEE (DEM)		GAIL LIGHTFOOT (LIB)		SARAH SUN LIEW (REP)	
0351144														
Vote Center	****	****	****	****	****	****	****	****	****	****	****	****	****	****
Vote by Mail	0	0.00%	0	0.00%	0	0.00%	0	0.00%	3	3.61%	2	2.41%	0	0.00%
Remote	0		0		0		0		0		0		0	
Total	0	0.00%	0	0.00%	0	0.00%	0	0.00%	3	3.49%	2	2.33%	0	0.00%
0351219														
Vote Center	1	0.90%	0	0.00%	0	0.00%	0	0.00%	2	1.80%	0	0.00%	2	1.80%
Vote by Mail	2	0.23%	4	0.46%	0	0.00%	4	0.46%	24	2.75%	3	0.34%	1	0.11%
Remote	0		0		0		0		0		0		0	
Total	3	0.30%	4	0.41%	0	0.00%	4	0.41%	26	2.64%	3	0.30%	3	0.30%
0351286														
Vote Center	[REDACTED]													
Vote by Mail	[REDACTED]													
Remote	[REDACTED]													
Total	[REDACTED]													
0351320														
Vote Center	0	0.00%	1	1.08%	0	0.00%	1	1.08%	3	3.23%	0	0.00%	0	0.00%
Vote by Mail	5	0.54%	2	0.22%	2	0.22%	1	0.11%	45	4.87%	8	0.87%	2	0.22%
Remote	0		0		0		0		0		0		0	
Total	5	0.49%	3	0.29%	2	0.20%	2	0.20%	48	4.72%	8	0.79%	2	0.20%
0351416														
Vote Center	0		0		0		0		0		0		0	
Vote by Mail	0	0.00%	0	0.00%	0	0.00%	0	0.00%	1	5.26%	0	0.00%	0	0.00%
Remote	0		0		0		0		0		0		0	
Total	0	0.00%	0	0.00%	0	0.00%	0	0.00%	1	5.26%	0	0.00%	0	0.00%
0355001														
Vote Center	0	0.00%	0	0.00%	1	0.44%	1	0.44%	4	1.77%	1	0.44%	1	0.44%
Vote by Mail	1	0.09%	3	0.26%	2	0.17%	2	0.17%	50	4.32%	16	1.38%	12	1.04%
Remote	0		0		0		0		0		0		0	
Total	1	0.07%	3	0.22%	3	0.22%	3	0.22%	54	3.90%	17	1.23%	13	0.94%

Precinct	SHARLETA BASSETT (REP)		JAMES BRADLEY (REP)		MARTIN VEPRASKAS (REP)		ERIC EARLY (REP)		ADAM B. SCHIFF (DEM)		MAJOR SINGH (NPP)		STEFAN SIMCHOWITZ (REP)	
0351144														
Vote Center	****	****	****	****	****	****	****	****	****	****	****	****	****	****
Vote by Mail	1	1.20%	0	0.00%	0	0.00%	9	10.84%	17	20.48%	0	0.00%	0	0.00%
Remote	0		0		0		0		0		0		0	
Total	1	1.16%	1	1.16%	0	0.00%	9	10.47%	17	19.77%	0	0.00%	0	0.00%
0351219														
Vote Center	3	2.70%	1	0.90%	0	0.00%	9	8.11%	7	6.31%	0	0.00%	0	0.00%
Vote by Mail	10	1.15%	9	1.03%	0	0.00%	78	8.93%	184	21.08%	1	0.11%	0	0.00%
Remote	0		0		0		0		0		0		0	
Total	13	1.32%	10	1.02%	0	0.00%	87	8.84%	191	19.41%	1	0.10%	0	0.00%
0351286														
Vote Center	[REDACTED]													
Vote by Mail	[REDACTED]													
Remote	[REDACTED]													
Total	[REDACTED]													
0351320														
Vote Center	3	3.23%	0	0.00%	0	0.00%	16	17.20%	11	11.83%	0	0.00%	0	0.00%
Vote by Mail	9	0.97%	20	2.16%	1	0.11%	94	10.17%	187	20.24%	1	0.11%	0	0.00%
Remote	0		0		0		0		0		0		0	
Total	12	1.18%	20	1.97%	1	0.10%	110	10.82%	198	19.47%	1	0.10%	0	0.00%
0351416														
Vote Center	0		0		0		0		0		0		0	
Vote by Mail	0	0.00%	0	0.00%	0	0.00%	1	5.26%	3	15.79%	0	0.00%	0	0.00%
Remote	0		0		0		0		0		0		0	
Total	0	0.00%	0	0.00%	0	0.00%	1	5.26%	3	15.79%	0	0.00%	0	0.00%
0355001														
Vote Center	2	0.88%	10	4.42%	0	0.00%	31	13.72%	11	4.87%	0	0.00%	0	0.00%
Vote by Mail	33	2.85%	18	1.55%	3	0.26%	129	11.14%	253	21.85%	0	0.00%	0	0.00%
Remote	0		0		0		0		0		0		0	
Total	35	2.53%	28	2.02%	3	0.22%	160	11.56%	264	19.08%	0	0.00%	0	0.00%

Precinct	CHRISTINA PASCUCCI (DEM)		DAVID PETERSON (DEM)		PERRY POUND (DEM)		KATIE PORTER (DEM)		DOUGLAS H. PIERCE (DEM)		RAJI RAB (DEM)		MARK RUZON (NPP)	
0351144														
Vote Center	****	****	****	****	****	****	****	****	****	****	****	****	****	****
Vote by Mail	1	1.20%	0	0.00%	1	1.20%	3	3.61%	0	0.00%	0	0.00%	0	0.00%
Remote	0		0		0		0		0		0		0	
Total	1	1.16%	0	0.00%	1	1.16%	3	3.49%	0	0.00%	0	0.00%	0	0.00%
0351219														
Vote Center	0	0.00%	0	0.00%	0	0.00%	1	0.90%	0	0.00%	0	0.00%	0	0.00%
Vote by Mail	3	0.34%	0	0.00%	2	0.23%	66	7.56%	0	0.00%	0	0.00%	2	0.23%
Remote	0		0		0		0		0		0		0	
Total	3	0.30%	0	0.00%	2	0.20%	67	6.81%	0	0.00%	0	0.00%	2	0.20%
0351286														
Vote Center	[REDACTED]													
Vote by Mail	[REDACTED]													
Remote	[REDACTED]													
Total	[REDACTED]													
0351320														
Vote Center	0	0.00%	0	0.00%	0	0.00%	2	2.15%	0	0.00%	0	0.00%	0	0.00%
Vote by Mail	10	1.08%	1	0.11%	0	0.00%	88	9.52%	0	0.00%	0	0.00%	1	0.11%
Remote	0		0		0		0		0		0		0	
Total	10	0.98%	1	0.10%	0	0.00%	90	8.85%	0	0.00%	0	0.00%	1	0.10%
0351416														
Vote Center	0		0		0		0		0		0		0	
Vote by Mail	0	0.00%	0	0.00%	0	0.00%	2	10.53%	0	0.00%	0	0.00%	0	0.00%
Remote	0		0		0		0		0		0		0	
Total	0	0.00%	0	0.00%	0	0.00%	2	10.53%	0	0.00%	0	0.00%	0	0.00%
0355001														
Vote Center	0	0.00%	0	0.00%	0	0.00%	11	4.87%	0	0.00%	0	0.00%	0	0.00%
Vote by Mail	3	0.26%	5	0.43%	1	0.09%	96	8.29%	2	0.17%	0	0.00%	1	0.09%
Remote	0		0		0		0		0		0		0	
Total	3	0.22%	5	0.36%	1	0.07%	107	7.73%	2	0.14%	0	0.00%	1	0.07%

Precinct	JONATHAN REISS (REP)		JOHN ROSE (DEM)		HARMESH KUMAR (DEM)		JAMES "JIM" MACAULEY (REP)		Total Votes	DANNY FABRICANT Qualified Write In		CARLOS GUILLERMO TAPIA Qualified Write In	
0351144													
Vote Center	****	****	****	****	****	****	****	****	****	****	****	****	****
Vote by Mail	2	2.41%	1	1.20%	0	0.00%	0	0.00%	81	0	0.00%	0	0.00%
Remote	0		0		0		0		0	0		0	
Total	2	2.33%	1	1.16%	0	0.00%	0	0.00%	84	0	0.00%	0	0.00%
0351219													
Vote Center	0	0.00%	0	0.00%	0	0.00%	1	0.90%	109	0	0.00%	0	0.00%
Vote by Mail	0	0.00%	1	0.11%	0	0.00%	1	0.11%	855	0	0.00%	0	0.00%
Remote	0		0		0		0		0	0		0	
Total	0	0.00%	1	0.10%	0	0.00%	2	0.20%	964	0	0.00%	0	0.00%
0351286													
Vote Center													
Vote by Mail													
Remote													
Total													
0351320													
Vote Center	0	0.00%	0	0.00%	0	0.00%	0	0.00%	92	0	0.00%	0	0.00%
Vote by Mail	1	0.11%	1	0.11%	0	0.00%	5	0.54%	898	0	0.00%	0	0.00%
Remote	0		0		0		0		0	0		0	
Total	1	0.10%	1	0.10%	0	0.00%	5	0.49%	990	0	0.00%	0	0.00%
0351416													
Vote Center	0		0		0		0		0	0		0	
Vote by Mail	0	0.00%	0	0.00%	0	0.00%	0	0.00%	19	0	0.00%	0	0.00%
Remote	0		0		0		0		0	0		0	
Total	0	0.00%	0	0.00%	0	0.00%	0	0.00%	19	0	0.00%	0	0.00%
0355001													
Vote Center	1	0.44%	0	0.00%	0	0.00%	1	0.44%	222	0	0.00%	0	0.00%
Vote by Mail	0	0.00%	1	0.09%	2	0.17%	6	0.52%	1,135	0	0.00%	0	0.00%
Remote	0		0		0		0		0	0		0	
Total	1	0.07%	1	0.07%	2	0.14%	7	0.51%	1,357	0	0.00%	0	0.00%

Precinct	MICHAEL JOSEPH DILGER Qualified Write In	JOHN DOWELL Qualified Write In		
0351144				
Vote Center	****	****	****	****
Vote by Mail	0	0.00%	0	0.00%
Remote	0		0	
Total	0	0.00%	0	0.00%
0351219				
Vote Center	0	0.00%	0	0.00%
Vote by Mail	0	0.00%	0	0.00%
Remote	0		0	
Total	0	0.00%	0	0.00%
0351286				
Vote Center				
Vote by Mail				
Remote				
Total				
0351320				
Vote Center	0	0.00%	0	0.00%
Vote by Mail	0	0.00%	0	0.00%
Remote	0		0	
Total	0	0.00%	0	0.00%
0351416				
Vote Center	0		0	
Vote by Mail	0	0.00%	0	0.00%
Remote	0		0	
Total	0	0.00%	0	0.00%
0355001				
Vote Center	0	0.00%	0	0.00%
Vote by Mail	0	0.00%	0	0.00%
Remote	0		0	
Total	0	0.00%	0	0.00%

Precinct	Times Cast	Registered Voters
0355008		
Vote Center	177	2,205
Vote by Mail	992	2,205
Remote	0	2,205
Total	1,169	2,205
0356001		
Vote Center	123	2,109
Vote by Mail	693	2,109
Remote	0	2,109
Total	816	2,109
0356004		
Vote Center	139	2,283
Vote by Mail	917	2,283
Remote	0	2,283
Total	1,056	2,283
0356006		
Vote Center	87	1,482
Vote by Mail	675	1,482
Remote	0	1,482
Total	762	1,482
0356009		
Vote Center	129	2,390
Vote by Mail	894	2,390
Remote	0	2,390
Total	1,023	2,390
0356013		
Vote Center	114	2,875
Vote by Mail	1,026	2,875
Remote	0	2,875
Total	1,140	2,875

Precinct	STEVE GARVEY (REP)		DENICE GARY-PANDOL (REP)	
0355008				
Vote Center	121	68.36%	1	0.56%
Vote by Mail	425	42.84%	1	0.10%
Remote	0		0	
Total	546	46.71%	2	0.17%
0356001				
Vote Center	70	56.91%	0	0.00%
Vote by Mail	254	36.65%	0	0.00%
Remote	0		0	
Total	324	39.71%	0	0.00%
0356004				
Vote Center	89	64.03%	2	1.44%
Vote by Mail	364	39.69%	1	0.11%
Remote	0		0	
Total	453	42.90%	3	0.28%
0356006				
Vote Center	56	64.37%	0	0.00%
Vote by Mail	297	44.00%	3	0.44%
Remote	0		0	
Total	353	46.33%	3	0.39%
0356009				
Vote Center	73	56.59%	0	0.00%
Vote by Mail	383	42.84%	4	0.45%
Remote	0		0	
Total	456	44.57%	4	0.39%
0356013				
Vote Center	55	48.25%	0	0.00%
Vote by Mail	364	35.48%	3	0.29%
Remote	0		0	
Total	419	36.75%	3	0.26%

Precinct	LAURA GARZA (NPP)		SEPI GILANI (DEM)		DON J. GRUNDMANN (NPP)		FORREST JONES (AIP)		BARBARA LEE (DEM)		GAIL LIGHTFOOT (LIB)		SARAH SUN LIEW (REP)	
0355008														
Vote Center	0	0.00%	0	0.00%	0	0.00%	1	0.56%	5	2.82%	0	0.00%	0	0.00%
Vote by Mail	2	0.20%	1	0.10%	1	0.10%	5	0.50%	51	5.14%	11	1.11%	6	0.60%
Remote	0		0		0		0		0		0		0	
Total	2	0.17%	1	0.09%	1	0.09%	6	0.51%	56	4.79%	11	0.94%	6	0.51%
0356001														
Vote Center	0	0.00%	0	0.00%	1	0.81%	2	1.63%	1	0.81%	2	1.63%	0	0.00%
Vote by Mail	1	0.14%	0	0.00%	2	0.29%	0	0.00%	52	7.50%	2	0.29%	10	1.44%
Remote	0		0		0		0		0		0		0	
Total	1	0.12%	0	0.00%	3	0.37%	2	0.25%	53	6.50%	4	0.49%	10	1.23%
0356004														
Vote Center	0	0.00%	0	0.00%	0	0.00%	0	0.00%	2	1.44%	0	0.00%	2	1.44%
Vote by Mail	5	0.55%	2	0.22%	0	0.00%	4	0.44%	52	5.67%	6	0.65%	6	0.65%
Remote	0		0		0		0		0		0		0	
Total	5	0.47%	2	0.19%	0	0.00%	4	0.38%	54	5.11%	6	0.57%	8	0.76%
0356006														
Vote Center	1	1.15%	0	0.00%	3	3.45%	0	0.00%	2	2.30%	0	0.00%	2	2.30%
Vote by Mail	0	0.00%	1	0.15%	2	0.30%	1	0.15%	29	4.30%	5	0.74%	2	0.30%
Remote	0		0		0		0		0		0		0	
Total	1	0.13%	1	0.13%	5	0.66%	1	0.13%	31	4.07%	5	0.66%	4	0.52%
0356009														
Vote Center	0	0.00%	0	0.00%	0	0.00%	1	0.78%	5	3.88%	0	0.00%	0	0.00%
Vote by Mail	1	0.11%	6	0.67%	1	0.11%	5	0.56%	35	3.91%	7	0.78%	2	0.22%
Remote	0		0		0		0		0		0		0	
Total	1	0.10%	6	0.59%	1	0.10%	6	0.59%	40	3.91%	7	0.68%	2	0.20%
0356013														
Vote Center	1	0.88%	0	0.00%	1	0.88%	0	0.00%	5	4.39%	3	2.63%	2	1.75%
Vote by Mail	5	0.49%	0	0.00%	1	0.10%	5	0.49%	73	7.12%	11	1.07%	8	0.78%
Remote	0		0		0		0		0		0		0	
Total	6	0.53%	0	0.00%	2	0.18%	5	0.44%	78	6.84%	14	1.23%	10	0.88%

Precinct	SHARLETA BASSETT (REP)		JAMES BRADLEY (REP)		MARTIN VEPRASKAS (REP)		ERIC EARLY (REP)		ADAM B. SCHIFF (DEM)		MAJOR SINGH (NPP)		STEFAN SIMCHOWITZ (REP)	
0355008														
Vote Center	3	1.69%	2	1.13%	0	0.00%	23	12.99%	14	7.91%	0	0.00%	0	0.00%
Vote by Mail	10	1.01%	11	1.11%	3	0.30%	115	11.59%	209	21.07%	1	0.10%	0	0.00%
Remote	0		0		0		0		0		0		0	
Total	13	1.11%	13	1.11%	3	0.26%	138	11.80%	223	19.08%	1	0.09%	0	0.00%
0356001														
Vote Center	1	0.81%	3	2.44%	0	0.00%	15	12.20%	12	9.76%	0	0.00%	0	0.00%
Vote by Mail	10	1.44%	21	3.03%	1	0.14%	45	6.49%	151	21.79%	2	0.29%	0	0.00%
Remote	0		0		0		0		0		0		0	
Total	11	1.35%	24	2.94%	1	0.12%	60	7.35%	163	19.98%	2	0.25%	0	0.00%
0356004														
Vote Center	2	1.44%	3	2.16%	0	0.00%	13	9.35%	12	8.63%	0	0.00%	0	0.00%
Vote by Mail	9	0.98%	11	1.20%	0	0.00%	74	8.07%	237	25.85%	2	0.22%	0	0.00%
Remote	0		0		0		0		0		0		0	
Total	11	1.04%	14	1.33%	0	0.00%	87	8.24%	249	23.58%	2	0.19%	0	0.00%
0356006														
Vote Center	1	1.15%	1	1.15%	0	0.00%	9	10.34%	6	6.90%	0	0.00%	0	0.00%
Vote by Mail	2	0.30%	8	1.19%	0	0.00%	60	8.89%	168	24.89%	2	0.30%	0	0.00%
Remote	0		0		0		0		0		0		0	
Total	3	0.39%	9	1.18%	0	0.00%	69	9.06%	174	22.83%	2	0.26%	0	0.00%
0356009														
Vote Center	1	0.78%	1	0.78%	0	0.00%	18	13.95%	14	10.85%	1	0.78%	0	0.00%
Vote by Mail	7	0.78%	23	2.57%	0	0.00%	58	6.49%	235	26.29%	2	0.22%	0	0.00%
Remote	0		0		0		0		0		0		0	
Total	8	0.78%	24	2.35%	0	0.00%	76	7.43%	249	24.34%	3	0.29%	0	0.00%
0356013														
Vote Center	2	1.75%	0	0.00%	0	0.00%	29	25.44%	9	7.89%	0	0.00%	0	0.00%
Vote by Mail	9	0.88%	29	2.83%	4	0.39%	95	9.26%	231	22.51%	2	0.19%	1	0.10%
Remote	0		0		0		0		0		0		0	
Total	11	0.96%	29	2.54%	4	0.35%	124	10.88%	240	21.05%	2	0.18%	1	0.09%

Precinct	CHRISTINA PASCUCCI (DEM)		DAVID PETERSON (DEM)		PERRY POUND (DEM)		KATIE PORTER (DEM)		DOUGLAS H. PIERCE (DEM)		RAJI RAB (DEM)		MARK RUZON (NPP)	
0355008														
Vote Center	0	0.00%	0	0.00%	0	0.00%	4	2.26%	0	0.00%	0	0.00%	0	0.00%
Vote by Mail	4	0.40%	1	0.10%	1	0.10%	87	8.77%	0	0.00%	3	0.30%	1	0.10%
Remote	0		0		0		0		0		0		0	
Total	4	0.34%	1	0.09%	1	0.09%	91	7.78%	0	0.00%	3	0.26%	1	0.09%
0356001														
Vote Center	0	0.00%	0	0.00%	0	0.00%	12	9.76%	1	0.81%	0	0.00%	0	0.00%
Vote by Mail	4	0.58%	5	0.72%	2	0.29%	92	13.28%	4	0.58%	1	0.14%	0	0.00%
Remote	0		0		0		0		0		0		0	
Total	4	0.49%	5	0.61%	2	0.25%	104	12.75%	5	0.61%	1	0.12%	0	0.00%
0356004														
Vote Center	0	0.00%	1	0.72%	0	0.00%	8	5.76%	0	0.00%	0	0.00%	0	0.00%
Vote by Mail	5	0.55%	0	0.00%	0	0.00%	95	10.36%	1	0.11%	0	0.00%	2	0.22%
Remote	0		0		0		0		0		0		0	
Total	5	0.47%	1	0.09%	0	0.00%	103	9.75%	1	0.09%	0	0.00%	2	0.19%
0356006														
Vote Center	0	0.00%	0	0.00%	0	0.00%	3	3.45%	0	0.00%	0	0.00%	0	0.00%
Vote by Mail	4	0.59%	0	0.00%	3	0.44%	69	10.22%	0	0.00%	0	0.00%	0	0.00%
Remote	0		0		0		0		0		0		0	
Total	4	0.52%	0	0.00%	3	0.39%	72	9.45%	0	0.00%	0	0.00%	0	0.00%
0356009														
Vote Center	0	0.00%	0	0.00%	0	0.00%	12	9.30%	0	0.00%	0	0.00%	0	0.00%
Vote by Mail	6	0.67%	0	0.00%	0	0.00%	88	9.84%	0	0.00%	0	0.00%	2	0.22%
Remote	0		0		0		0		0		0		0	
Total	6	0.59%	0	0.00%	0	0.00%	100	9.78%	0	0.00%	0	0.00%	2	0.20%
0356013														
Vote Center	0	0.00%	0	0.00%	0	0.00%	3	2.63%	0	0.00%	0	0.00%	0	0.00%
Vote by Mail	4	0.39%	3	0.29%	4	0.39%	127	12.38%	4	0.39%	0	0.00%	0	0.00%
Remote	0		0		0		0		0		0		0	
Total	4	0.35%	3	0.26%	4	0.35%	130	11.40%	4	0.35%	0	0.00%	0	0.00%

Precinct	JONATHAN REISS (REP)		JOHN ROSE (DEM)		HARMESH KUMAR (DEM)		JAMES "JIM" MACAULEY (REP)		Total Votes	DANNY FABRICANT Qualified Write In		CARLOS GUILLERMO TAPIA Qualified Write In	
0355008													
Vote Center	0	0.00%	0	0.00%	0	0.00%	1	0.56%	175	0	0.00%	0	0.00%
Vote by Mail	2	0.20%	0	0.00%	2	0.20%	8	0.81%	961	0	0.00%	0	0.00%
Remote	0		0		0		0		0	0		0	
Total	2	0.17%	0	0.00%	2	0.17%	9	0.77%	1,136	0	0.00%	0	0.00%
0356001													
Vote Center	0	0.00%	0	0.00%	0	0.00%	1	0.81%	121	0	0.00%	0	0.00%
Vote by Mail	0	0.00%	0	0.00%	0	0.00%	3	0.43%	662	0	0.00%	0	0.00%
Remote	0		0		0		0		0	0		0	
Total	0	0.00%	0	0.00%	0	0.00%	4	0.49%	783	0	0.00%	0	0.00%
0356004													
Vote Center	0	0.00%	0	0.00%	0	0.00%	1	0.72%	135	0	0.00%	0	0.00%
Vote by Mail	3	0.33%	1	0.11%	0	0.00%	2	0.22%	882	0	0.00%	0	0.00%
Remote	0		0		0		0		0	0		0	
Total	3	0.28%	1	0.09%	0	0.00%	3	0.28%	1,017	0	0.00%	0	0.00%
0356006													
Vote Center	0	0.00%	0	0.00%	0	0.00%	1	1.15%	85	0	0.00%	0	0.00%
Vote by Mail	0	0.00%	0	0.00%	1	0.15%	1	0.15%	658	0	0.00%	0	0.00%
Remote	0		0		0		0		0	0		0	
Total	0	0.00%	0	0.00%	1	0.13%	2	0.26%	743	0	0.00%	0	0.00%
0356009													
Vote Center	0	0.00%	0	0.00%	0	0.00%	0	0.00%	126	0	0.00%	0	0.00%
Vote by Mail	1	0.11%	1	0.11%	0	0.00%	3	0.34%	870	0	0.00%	0	0.00%
Remote	0		0		0		0		0	0		0	
Total	1	0.10%	1	0.10%	0	0.00%	3	0.29%	996	0	0.00%	0	0.00%
0356013													
Vote Center	0	0.00%	1	0.88%	0	0.00%	1	0.88%	112	0	0.00%	0	0.00%
Vote by Mail	1	0.10%	1	0.10%	2	0.19%	4	0.39%	991	0	0.00%	0	0.00%
Remote	0		0		0		0		0	0		0	
Total	1	0.09%	2	0.18%	2	0.18%	5	0.44%	1,103	0	0.00%	0	0.00%

Precinct	MICHAEL JOSEPH DILGER Qualified Write In		JOHN DOWELL Qualified Write In	
0355008				
Vote Center	0	0.00%	0	0.00%
Vote by Mail	0	0.00%	0	0.00%
Remote	0		0	
Total	0	0.00%	0	0.00%
0356001				
Vote Center	0	0.00%	0	0.00%
Vote by Mail	0	0.00%	0	0.00%
Remote	0		0	
Total	0	0.00%	0	0.00%
0356004				
Vote Center	0	0.00%	0	0.00%
Vote by Mail	0	0.00%	0	0.00%
Remote	0		0	
Total	0	0.00%	0	0.00%
0356006				
Vote Center	0	0.00%	0	0.00%
Vote by Mail	0	0.00%	0	0.00%
Remote	0		0	
Total	0	0.00%	0	0.00%
0356009				
Vote Center	0	0.00%	0	0.00%
Vote by Mail	0	0.00%	0	0.00%
Remote	0		0	
Total	0	0.00%	0	0.00%
0356013				
Vote Center	0	0.00%	0	0.00%
Vote by Mail	0	0.00%	0	0.00%
Remote	0		0	
Total	0	0.00%	0	0.00%

Precinct	Times Cast	Registered Voters
0356015		
Vote Center	239	2,780
Vote by Mail	1,115	2,780
Remote	0	2,780
Total	1,354	2,780
0356017		
Vote Center	184	2,944
Vote by Mail	1,246	2,944
Remote	0	2,944
Total	1,430	2,944
0356018		
Vote Center	135	2,800
Vote by Mail	1,013	2,800
Remote	0	2,800
Total	1,148	2,800
0356019		
Vote Center	107	2,240
Vote by Mail	760	2,240
Remote	0	2,240
Total	867	2,240
0356021		
Vote Center	96	1,995
Vote by Mail	655	1,995
Remote	0	1,995
Total	751	1,995
0356029		
Vote Center	30	762
Vote by Mail	312	762
Remote	0	762
Total	342	762

Precinct	STEVE GARVEY (REP)		DENICE GARY-PANDOL (REP)	
0356015				
Vote Center	146	61.09%	1	0.42%
Vote by Mail	437	39.19%	2	0.18%
Remote	0		0	
Total	583	43.06%	3	0.22%
0356017				
Vote Center	104	56.52%	0	0.00%
Vote by Mail	464	37.24%	1	0.08%
Remote	0		0	
Total	568	39.72%	1	0.07%
0356018				
Vote Center	84	62.22%	1	0.74%
Vote by Mail	372	36.72%	2	0.20%
Remote	0		0	
Total	456	39.72%	3	0.26%
0356019				
Vote Center	54	50.47%	0	0.00%
Vote by Mail	246	32.37%	2	0.26%
Remote	0		0	
Total	300	34.60%	2	0.23%
0356021				
Vote Center	57	59.38%	0	0.00%
Vote by Mail	226	34.50%	1	0.15%
Remote	0		0	
Total	283	37.68%	1	0.13%
0356029				
Vote Center	21	70.00%	0	0.00%
Vote by Mail	148	47.44%	0	0.00%
Remote	0		0	
Total	169	49.42%	0	0.00%

Precinct	LAURA GARZA (NPP)		SEPI GILANI (DEM)		DON J. GRUNDMANN (NPP)		FORREST JONES (AIP)		BARBARA LEE (DEM)		GAIL LIGHTFOOT (LIB)		SARAH SUN LIEW (REP)	
0356015														
Vote Center	0	0.00%	0	0.00%	0	0.00%	0	0.00%	10	4.18%	1	0.42%	4	1.67%
Vote by Mail	4	0.36%	4	0.36%	0	0.00%	8	0.72%	64	5.74%	14	1.26%	4	0.36%
Remote	0		0		0		0		0		0		0	
Total	4	0.30%	4	0.30%	0	0.00%	8	0.59%	74	5.47%	15	1.11%	8	0.59%
0356017														
Vote Center	0	0.00%	0	0.00%	1	0.54%	0	0.00%	8	4.35%	2	1.09%	1	0.54%
Vote by Mail	2	0.16%	4	0.32%	2	0.16%	0	0.00%	78	6.26%	5	0.40%	6	0.48%
Remote	0		0		0		0		0		0		0	
Total	2	0.14%	4	0.28%	3	0.21%	0	0.00%	86	6.01%	7	0.49%	7	0.49%
0356018														
Vote Center	0	0.00%	0	0.00%	2	1.48%	1	0.74%	2	1.48%	0	0.00%	1	0.74%
Vote by Mail	1	0.10%	0	0.00%	3	0.30%	4	0.39%	66	6.52%	6	0.59%	6	0.59%
Remote	0		0		0		0		0		0		0	
Total	1	0.09%	0	0.00%	5	0.44%	5	0.44%	68	5.92%	6	0.52%	7	0.61%
0356019														
Vote Center	0	0.00%	0	0.00%	0	0.00%	0	0.00%	8	7.48%	0	0.00%	0	0.00%
Vote by Mail	1	0.13%	2	0.26%	3	0.39%	2	0.26%	51	6.71%	6	0.79%	7	0.92%
Remote	0		0		0		0		0		0		0	
Total	1	0.12%	2	0.23%	3	0.35%	2	0.23%	59	6.81%	6	0.69%	7	0.81%
0356021														
Vote Center	0	0.00%	0	0.00%	1	1.04%	0	0.00%	2	2.08%	0	0.00%	2	2.08%
Vote by Mail	3	0.46%	1	0.15%	0	0.00%	1	0.15%	67	10.23%	4	0.61%	6	0.92%
Remote	0		0		0		0		0		0		0	
Total	3	0.40%	1	0.13%	1	0.13%	1	0.13%	69	9.19%	4	0.53%	8	1.07%
0356029														
Vote Center	0	0.00%	0	0.00%	0	0.00%	0	0.00%	2	6.67%	0	0.00%	1	3.33%
Vote by Mail	1	0.32%	0	0.00%	0	0.00%	0	0.00%	17	5.45%	5	1.60%	0	0.00%
Remote	0		0		0		0		0		0		0	
Total	1	0.29%	0	0.00%	0	0.00%	0	0.00%	19	5.56%	5	1.46%	1	0.29%

Precinct	SHARLETA BASSETT (REP)		JAMES BRADLEY (REP)		MARTIN VEPRASKAS (REP)		ERIC EARLY (REP)		ADAM B. SCHIFF (DEM)		MAJOR SINGH (NPP)		STEFAN SIMCHOWITZ (REP)	
0356015														
Vote Center	2	0.84%	1	0.42%	1	0.42%	24	10.04%	31	12.97%	0	0.00%	0	0.00%
Vote by Mail	3	0.27%	21	1.88%	0	0.00%	90	8.07%	277	24.84%	4	0.36%	0	0.00%
Remote	0		0		0		0		0		0		0	
Total	5	0.37%	22	1.62%	1	0.07%	114	8.42%	308	22.75%	4	0.30%	0	0.00%
0356017														
Vote Center	5	2.72%	5	2.72%	0	0.00%	22	11.96%	23	12.50%	0	0.00%	0	0.00%
Vote by Mail	10	0.80%	27	2.17%	2	0.16%	112	8.99%	350	28.09%	1	0.08%	1	0.08%
Remote	0		0		0		0		0		0		0	
Total	15	1.05%	32	2.24%	2	0.14%	134	9.37%	373	26.08%	1	0.07%	1	0.07%
0356018														
Vote Center	3	2.22%	2	1.48%	0	0.00%	16	11.85%	15	11.11%	1	0.74%	0	0.00%
Vote by Mail	11	1.09%	19	1.88%	3	0.30%	90	8.88%	243	23.99%	2	0.20%	0	0.00%
Remote	0		0		0		0		0		0		0	
Total	14	1.22%	21	1.83%	3	0.26%	106	9.23%	258	22.47%	3	0.26%	0	0.00%
0356019														
Vote Center	4	3.74%	2	1.87%	0	0.00%	18	16.82%	8	7.48%	0	0.00%	1	0.93%
Vote by Mail	5	0.66%	17	2.24%	1	0.13%	59	7.76%	202	26.58%	3	0.39%	0	0.00%
Remote	0		0		0		0		0		0		0	
Total	9	1.04%	19	2.19%	1	0.12%	77	8.88%	210	24.22%	3	0.35%	1	0.12%
0356021														
Vote Center	2	2.08%	3	3.13%	0	0.00%	11	11.46%	12	12.50%	0	0.00%	0	0.00%
Vote by Mail	5	0.76%	19	2.90%	0	0.00%	44	6.72%	157	23.97%	1	0.15%	0	0.00%
Remote	0		0		0		0		0		0		0	
Total	7	0.93%	22	2.93%	0	0.00%	55	7.32%	169	22.50%	1	0.13%	0	0.00%
0356029														
Vote Center	0	0.00%	0	0.00%	0	0.00%	3	10.00%	2	6.67%	0	0.00%	0	0.00%
Vote by Mail	4	1.28%	6	1.92%	0	0.00%	35	11.22%	54	17.31%	1	0.32%	0	0.00%
Remote	0		0		0		0		0		0		0	
Total	4	1.17%	6	1.75%	0	0.00%	38	11.11%	56	16.37%	1	0.29%	0	0.00%

Precinct	CHRISTINA PASCUCCI (DEM)		DAVID PETERSON (DEM)		PERRY POUND (DEM)		KATIE PORTER (DEM)		DOUGLAS H. PIERCE (DEM)		RAJI RAB (DEM)		MARK RUZON (NPP)	
0356015														
Vote Center	2	0.84%	1	0.42%	0	0.00%	12	5.02%	1	0.42%	0	0.00%	0	0.00%
Vote by Mail	7	0.63%	0	0.00%	2	0.18%	135	12.11%	0	0.00%	2	0.18%	2	0.18%
Remote	0		0		0		0		0		0		0	
Total	9	0.66%	1	0.07%	2	0.15%	147	10.86%	1	0.07%	2	0.15%	2	0.15%
0356017														
Vote Center	0	0.00%	1	0.54%	0	0.00%	5	2.72%	1	0.54%	0	0.00%	0	0.00%
Vote by Mail	6	0.48%	2	0.16%	4	0.32%	129	10.35%	2	0.16%	1	0.08%	1	0.08%
Remote	0		0		0		0		0		0		0	
Total	6	0.42%	3	0.21%	4	0.28%	134	9.37%	3	0.21%	1	0.07%	1	0.07%
0356018														
Vote Center	0	0.00%	0	0.00%	0	0.00%	5	3.70%	0	0.00%	1	0.74%	0	0.00%
Vote by Mail	5	0.49%	3	0.30%	3	0.30%	124	12.24%	3	0.30%	6	0.59%	0	0.00%
Remote	0		0		0		0		0		0		0	
Total	5	0.44%	3	0.26%	3	0.26%	129	11.24%	3	0.26%	7	0.61%	0	0.00%
0356019														
Vote Center	0	0.00%	0	0.00%	1	0.93%	9	8.41%	0	0.00%	1	0.93%	0	0.00%
Vote by Mail	0	0.00%	1	0.13%	1	0.13%	118	15.53%	0	0.00%	0	0.00%	1	0.13%
Remote	0		0		0		0		0		0		0	
Total	0	0.00%	1	0.12%	2	0.23%	127	14.65%	0	0.00%	1	0.12%	1	0.12%
0356021														
Vote Center	1	1.04%	0	0.00%	0	0.00%	2	2.08%	0	0.00%	0	0.00%	0	0.00%
Vote by Mail	3	0.46%	3	0.46%	2	0.31%	79	12.06%	1	0.15%	1	0.15%	0	0.00%
Remote	0		0		0		0		0		0		0	
Total	4	0.53%	3	0.40%	2	0.27%	81	10.79%	1	0.13%	1	0.13%	0	0.00%
0356029														
Vote Center	0	0.00%	0	0.00%	0	0.00%	1	3.33%	0	0.00%	0	0.00%	0	0.00%
Vote by Mail	0	0.00%	0	0.00%	1	0.32%	30	9.62%	0	0.00%	0	0.00%	0	0.00%
Remote	0		0		0		0		0		0		0	
Total	0	0.00%	0	0.00%	1	0.29%	31	9.06%	0	0.00%	0	0.00%	0	0.00%

Precinct	JONATHAN REISS (REP)		JOHN ROSE (DEM)		HARMESH KUMAR (DEM)		JAMES "JIM" MACAULEY (REP)		Total Votes	DANNY FABRICANT Qualified Write In		CARLOS GUILLERMO TAPIA Qualified Write In	
0356015													
Vote Center	0	0.00%	0	0.00%	0	0.00%	1	0.42%	238	0	0.00%	0	0.00%
Vote by Mail	0	0.00%	0	0.00%	1	0.09%	4	0.36%	1,085	0	0.00%	0	0.00%
Remote	0		0		0		0		0	0		0	
Total	0	0.00%	0	0.00%	1	0.07%	5	0.37%	1,323	0	0.00%	0	0.00%
0356017													
Vote Center	0	0.00%	0	0.00%	0	0.00%	1	0.54%	179	0	0.00%	0	0.00%
Vote by Mail	0	0.00%	2	0.16%	1	0.08%	3	0.24%	1,216	0	0.00%	0	0.00%
Remote	0		0		0		0		0	0		0	
Total	0	0.00%	2	0.14%	1	0.07%	4	0.28%	1,395	0	0.00%	0	0.00%
0356018													
Vote Center	0	0.00%	0	0.00%	0	0.00%	0	0.00%	134	0	0.00%	0	0.00%
Vote by Mail	0	0.00%	2	0.20%	2	0.20%	1	0.10%	977	0	0.00%	0	0.00%
Remote	0		0		0		0		0	0		0	
Total	0	0.00%	2	0.17%	2	0.17%	1	0.09%	1,111	0	0.00%	0	0.00%
0356019													
Vote Center	0	0.00%	0	0.00%	0	0.00%	1	0.93%	107	0	0.00%	0	0.00%
Vote by Mail	0	0.00%	0	0.00%	2	0.26%	0	0.00%	730	0	0.00%	0	0.00%
Remote	0		0		0		0		0	0		0	
Total	0	0.00%	0	0.00%	2	0.23%	1	0.12%	837	0	0.00%	0	0.00%
0356021													
Vote Center	0	0.00%	0	0.00%	0	0.00%	3	3.13%	96	0	0.00%	0	0.00%
Vote by Mail	0	0.00%	1	0.15%	1	0.15%	2	0.31%	628	0	0.00%	0	0.00%
Remote	0		0		0		0		0	0		0	
Total	0	0.00%	1	0.13%	1	0.13%	5	0.67%	724	0	0.00%	0	0.00%
0356029													
Vote Center	0	0.00%	0	0.00%	0	0.00%	0	0.00%	30	0	0.00%	0	0.00%
Vote by Mail	1	0.32%	1	0.32%	0	0.00%	2	0.64%	306	0	0.00%	0	0.00%
Remote	0		0		0		0		0	0		0	
Total	1	0.29%	1	0.29%	0	0.00%	2	0.58%	336	0	0.00%	0	0.00%

Precinct	MICHAEL JOSEPH DILGER Qualified Write In		JOHN DOWELL Qualified Write In	
0356015				
Vote Center	0	0.00%	0	0.00%
Vote by Mail	0	0.00%	0	0.00%
Remote	0		0	
Total	0	0.00%	0	0.00%
0356017				
Vote Center	0	0.00%	0	0.00%
Vote by Mail	0	0.00%	0	0.00%
Remote	0		0	
Total	0	0.00%	0	0.00%
0356018				
Vote Center	0	0.00%	0	0.00%
Vote by Mail	0	0.00%	0	0.00%
Remote	0		0	
Total	0	0.00%	0	0.00%
0356019				
Vote Center	0	0.00%	0	0.00%
Vote by Mail	0	0.00%	0	0.00%
Remote	0		0	
Total	0	0.00%	0	0.00%
0356021				
Vote Center	0	0.00%	0	0.00%
Vote by Mail	0	0.00%	0	0.00%
Remote	0		0	
Total	0	0.00%	0	0.00%
0356029				
Vote Center	0	0.00%	0	0.00%
Vote by Mail	0	0.00%	0	0.00%
Remote	0		0	
Total	0	0.00%	0	0.00%

Precinct	Times Cast	Registered Voters
0356032		
Vote Center	55	872
Vote by Mail	454	872
Remote	0	872
Total	509	872
0356033		
Vote Center	62	954
Vote by Mail	477	954
Remote	0	954
Total	539	954
0356034		
Vote Center	133	2,535
Vote by Mail	1,033	2,535
Remote	0	2,535
Total	1,166	2,535
0356037		
Vote Center	83	1,861
Vote by Mail	624	1,861
Remote	0	1,861
Total	707	1,861
0356038		
Vote Center	119	2,711
Vote by Mail	1,022	2,711
Remote	0	2,711
Total	1,141	2,711
0356040		
Vote Center	132	2,636
Vote by Mail	1,194	2,636
Remote	0	2,636
Total	1,326	2,636

Precinct	STEVE GARVEY (REP)		DENICE GARY-PANDOL (REP)	
0356032				
Vote Center	33	60.00%	0	0.00%
Vote by Mail	204	44.93%	3	0.66%
Remote	0		0	
Total	237	46.56%	3	0.59%
0356033				
Vote Center	45	72.58%	0	0.00%
Vote by Mail	198	41.51%	0	0.00%
Remote	0		0	
Total	243	45.08%	0	0.00%
0356034				
Vote Center	76	57.14%	0	0.00%
Vote by Mail	365	35.33%	0	0.00%
Remote	0		0	
Total	441	37.82%	0	0.00%
0356037				
Vote Center	45	54.22%	0	0.00%
Vote by Mail	197	31.57%	0	0.00%
Remote	0		0	
Total	242	34.23%	0	0.00%
0356038				
Vote Center	69	57.98%	0	0.00%
Vote by Mail	370	36.20%	1	0.10%
Remote	0		0	
Total	439	38.48%	1	0.09%
0356040				
Vote Center	60	45.45%	0	0.00%
Vote by Mail	418	35.01%	5	0.42%
Remote	0		0	
Total	478	36.05%	5	0.38%

Precinct	LAURA GARZA (NPP)		SEPI GILANI (DEM)		DON J. GRUNDMANN (NPP)		FORREST JONES (AIP)		BARBARA LEE (DEM)		GAIL LIGHTFOOT (LIB)		SARAH SUN LIEW (REP)	
0356032														
Vote Center	0	0.00%	0	0.00%	0	0.00%	0	0.00%	0	0.00%	0	0.00%	0	0.00%
Vote by Mail	0	0.00%	0	0.00%	0	0.00%	1	0.22%	19	4.19%	4	0.88%	1	0.22%
Remote	0		0		0		0		0		0		0	
Total	0	0.00%	0	0.00%	0	0.00%	1	0.20%	19	3.73%	4	0.79%	1	0.20%
0356033														
Vote Center	0	0.00%	0	0.00%	0	0.00%	0	0.00%	0	0.00%	0	0.00%	0	0.00%
Vote by Mail	0	0.00%	0	0.00%	0	0.00%	1	0.21%	26	5.45%	2	0.42%	1	0.21%
Remote	0		0		0		0		0		0		0	
Total	0	0.00%	0	0.00%	0	0.00%	1	0.19%	26	4.82%	2	0.37%	1	0.19%
0356034														
Vote Center	0	0.00%	0	0.00%	0	0.00%	0	0.00%	3	2.26%	0	0.00%	1	0.75%
Vote by Mail	2	0.19%	1	0.10%	2	0.19%	5	0.48%	70	6.78%	6	0.58%	6	0.58%
Remote	0		0		0		0		0		0		0	
Total	2	0.17%	1	0.09%	2	0.17%	5	0.43%	73	6.26%	6	0.51%	7	0.60%
0356037														
Vote Center	0	0.00%	1	1.20%	0	0.00%	1	1.20%	6	7.23%	0	0.00%	1	1.20%
Vote by Mail	1	0.16%	4	0.64%	1	0.16%	0	0.00%	55	8.81%	6	0.96%	1	0.16%
Remote	0		0		0		0		0		0		0	
Total	1	0.14%	5	0.71%	1	0.14%	1	0.14%	61	8.63%	6	0.85%	2	0.28%
0356038														
Vote Center	1	0.84%	0	0.00%	1	0.84%	0	0.00%	8	6.72%	2	1.68%	0	0.00%
Vote by Mail	3	0.29%	0	0.00%	0	0.00%	3	0.29%	68	6.65%	11	1.08%	4	0.39%
Remote	0		0		0		0		0		0		0	
Total	4	0.35%	0	0.00%	1	0.09%	3	0.26%	76	6.66%	13	1.14%	4	0.35%
0356040														
Vote Center	2	1.52%	0	0.00%	2	1.52%	0	0.00%	3	2.27%	0	0.00%	0	0.00%
Vote by Mail	3	0.25%	1	0.08%	2	0.17%	3	0.25%	61	5.11%	2	0.17%	4	0.34%
Remote	0		0		0		0		0		0		0	
Total	5	0.38%	1	0.08%	4	0.30%	3	0.23%	64	4.83%	2	0.15%	4	0.30%

Precinct	SHARLETA BASSETT (REP)		JAMES BRADLEY (REP)		MARTIN VEPRASKAS (REP)		ERIC EARLY (REP)		ADAM B. SCHIFF (DEM)		MAJOR SINGH (NPP)		STEFAN SIMCHOWITZ (REP)	
0356032														
Vote Center	0	0.00%	0	0.00%	0	0.00%	9	16.36%	10	18.18%	0	0.00%	0	0.00%
Vote by Mail	2	0.44%	6	1.32%	0	0.00%	25	5.51%	135	29.74%	0	0.00%	0	0.00%
Remote	0		0		0		0		0		0		0	
Total	2	0.39%	6	1.18%	0	0.00%	34	6.68%	145	28.49%	0	0.00%	0	0.00%
0356033														
Vote Center	0	0.00%	1	1.61%	0	0.00%	5	8.06%	6	9.68%	0	0.00%	0	0.00%
Vote by Mail	1	0.21%	6	1.26%	1	0.21%	41	8.60%	131	27.46%	0	0.00%	0	0.00%
Remote	0		0		0		0		0		0		0	
Total	1	0.19%	7	1.30%	1	0.19%	46	8.53%	137	25.42%	0	0.00%	0	0.00%
0356034														
Vote Center	1	0.75%	3	2.26%	0	0.00%	10	7.52%	20	15.04%	0	0.00%	0	0.00%
Vote by Mail	11	1.06%	11	1.06%	0	0.00%	73	7.07%	297	28.75%	0	0.00%	0	0.00%
Remote	0		0		0		0		0		0		0	
Total	12	1.03%	14	1.20%	0	0.00%	83	7.12%	317	27.19%	0	0.00%	0	0.00%
0356037														
Vote Center	1	1.20%	1	1.20%	1	1.20%	10	12.05%	8	9.64%	2	2.41%	0	0.00%
Vote by Mail	6	0.96%	12	1.92%	0	0.00%	68	10.90%	155	24.84%	4	0.64%	1	0.16%
Remote	0		0		0		0		0		0		0	
Total	7	0.99%	13	1.84%	1	0.14%	78	11.03%	163	23.06%	6	0.85%	1	0.14%
0356038														
Vote Center	3	2.52%	1	0.84%	0	0.00%	13	10.92%	14	11.76%	0	0.00%	1	0.84%
Vote by Mail	19	1.86%	9	0.88%	0	0.00%	82	8.02%	270	26.42%	3	0.29%	2	0.20%
Remote	0		0		0		0		0		0		0	
Total	22	1.93%	10	0.88%	0	0.00%	95	8.33%	284	24.89%	3	0.26%	3	0.26%
0356040														
Vote Center	2	1.52%	1	0.76%	1	0.76%	22	16.67%	22	16.67%	0	0.00%	0	0.00%
Vote by Mail	9	0.75%	19	1.59%	0	0.00%	106	8.88%	357	29.90%	2	0.17%	0	0.00%
Remote	0		0		0		0		0		0		0	
Total	11	0.83%	20	1.51%	1	0.08%	128	9.65%	379	28.58%	2	0.15%	0	0.00%

Precinct	CHRISTINA PASCUCCI (DEM)		DAVID PETERSON (DEM)		PERRY POUND (DEM)		KATIE PORTER (DEM)		DOUGLAS H. PIERCE (DEM)		RAJI RAB (DEM)		MARK RUZON (NPP)	
0356032														
Vote Center	1	1.82%	0	0.00%	1	1.82%	0	0.00%	0	0.00%	0	0.00%	0	0.00%
Vote by Mail	1	0.22%	0	0.00%	2	0.44%	40	8.81%	1	0.22%	0	0.00%	0	0.00%
Remote	0		0		0		0		0		0		0	
Total	2	0.39%	0	0.00%	3	0.59%	40	7.86%	1	0.20%	0	0.00%	0	0.00%
0356033														
Vote Center	1	1.61%	0	0.00%	0	0.00%	2	3.23%	1	1.61%	0	0.00%	0	0.00%
Vote by Mail	0	0.00%	2	0.42%	0	0.00%	52	10.90%	0	0.00%	0	0.00%	1	0.21%
Remote	0		0		0		0		0		0		0	
Total	1	0.19%	2	0.37%	0	0.00%	54	10.02%	1	0.19%	0	0.00%	1	0.19%
0356034														
Vote Center	1	0.75%	0	0.00%	0	0.00%	10	7.52%	0	0.00%	0	0.00%	1	0.75%
Vote by Mail	4	0.39%	1	0.10%	1	0.10%	141	13.65%	2	0.19%	2	0.19%	0	0.00%
Remote	0		0		0		0		0		0		0	
Total	5	0.43%	1	0.09%	1	0.09%	151	12.95%	2	0.17%	2	0.17%	1	0.09%
0356037														
Vote Center	0	0.00%	1	1.20%	0	0.00%	2	2.41%	0	0.00%	0	0.00%	0	0.00%
Vote by Mail	4	0.64%	1	0.16%	2	0.32%	75	12.02%	0	0.00%	0	0.00%	0	0.00%
Remote	0		0		0		0		0		0		0	
Total	4	0.57%	2	0.28%	2	0.28%	77	10.89%	0	0.00%	0	0.00%	0	0.00%
0356038														
Vote Center	0	0.00%	0	0.00%	0	0.00%	2	1.68%	0	0.00%	1	0.84%	0	0.00%
Vote by Mail	11	1.08%	3	0.29%	0	0.00%	117	11.45%	7	0.68%	0	0.00%	1	0.10%
Remote	0		0		0		0		0		0		0	
Total	11	0.96%	3	0.26%	0	0.00%	119	10.43%	7	0.61%	1	0.09%	1	0.09%
0356040														
Vote Center	2	1.52%	0	0.00%	0	0.00%	6	4.55%	0	0.00%	1	0.76%	0	0.00%
Vote by Mail	10	0.84%	4	0.34%	1	0.08%	146	12.23%	0	0.00%	2	0.17%	0	0.00%
Remote	0		0		0		0		0		0		0	
Total	12	0.90%	4	0.30%	1	0.08%	152	11.46%	0	0.00%	3	0.23%	0	0.00%

Precinct	JONATHAN REISS (REP)		JOHN ROSE (DEM)		HARMESH KUMAR (DEM)		JAMES "JIM" MACAULEY (REP)		Total Votes	DANNY FABRICANT Qualified Write In		CARLOS GUILLERMO TAPIA Qualified Write In	
0356032													
Vote Center	0	0.00%	0	0.00%	0	0.00%	0	0.00%	54	0	0.00%	0	0.00%
Vote by Mail	1	0.22%	0	0.00%	0	0.00%	2	0.44%	447	0	0.00%	0	0.00%
Remote	0		0		0		0		0	0		0	
Total	1	0.20%	0	0.00%	0	0.00%	2	0.39%	501	0	0.00%	0	0.00%
0356033													
Vote Center	0	0.00%	0	0.00%	0	0.00%	0	0.00%	61	0	0.00%	0	0.00%
Vote by Mail	0	0.00%	0	0.00%	0	0.00%	1	0.21%	464	0	0.00%	0	0.00%
Remote	0		0		0		0		0	0		0	
Total	0	0.00%	0	0.00%	0	0.00%	1	0.19%	525	0	0.00%	0	0.00%
0356034													
Vote Center	0	0.00%	0	0.00%	0	0.00%	3	2.26%	129	0	0.00%	0	0.00%
Vote by Mail	1	0.10%	0	0.00%	0	0.00%	0	0.00%	1,001	0	0.00%	0	0.00%
Remote	0		0		0		0		0	0		0	
Total	1	0.09%	0	0.00%	0	0.00%	3	0.26%	1,130	0	0.00%	0	0.00%
0356037													
Vote Center	0	0.00%	0	0.00%	0	0.00%	1	1.20%	81	0	0.00%	0	0.00%
Vote by Mail	4	0.64%	0	0.00%	2	0.32%	0	0.00%	599	0	0.00%	0	0.00%
Remote	0		0		0		0		0	0		0	
Total	4	0.57%	0	0.00%	2	0.28%	1	0.14%	680	0	0.00%	0	0.00%
0356038													
Vote Center	0	0.00%	0	0.00%	0	0.00%	0	0.00%	116	0	0.00%	0	0.00%
Vote by Mail	0	0.00%	1	0.10%	2	0.20%	7	0.68%	994	0	0.00%	0	0.00%
Remote	0		0		0		0		0	0		0	
Total	0	0.00%	1	0.09%	2	0.18%	7	0.61%	1,110	0	0.00%	0	0.00%
0356040													
Vote Center	0	0.00%	1	0.76%	1	0.76%	0	0.00%	126	0	0.00%	0	0.00%
Vote by Mail	2	0.17%	1	0.08%	0	0.00%	1	0.08%	1,159	0	0.00%	0	0.00%
Remote	0		0		0		0		0	0		0	
Total	2	0.15%	2	0.15%	1	0.08%	1	0.08%	1,285	0	0.00%	0	0.00%

Precinct	MICHAEL JOSEPH DILGER Qualified Write In		JOHN DOWELL Qualified Write In	
0356032				
Vote Center	0	0.00%	0	0.00%
Vote by Mail	0	0.00%	0	0.00%
Remote	0		0	
Total	0	0.00%	0	0.00%
0356033				
Vote Center	0	0.00%	0	0.00%
Vote by Mail	0	0.00%	0	0.00%
Remote	0		0	
Total	0	0.00%	0	0.00%
0356034				
Vote Center	0	0.00%	0	0.00%
Vote by Mail	0	0.00%	0	0.00%
Remote	0		0	
Total	0	0.00%	0	0.00%
0356037				
Vote Center	0	0.00%	0	0.00%
Vote by Mail	0	0.00%	0	0.00%
Remote	0		0	
Total	0	0.00%	0	0.00%
0356038				
Vote Center	0	0.00%	0	0.00%
Vote by Mail	0	0.00%	0	0.00%
Remote	0		0	
Total	0	0.00%	0	0.00%
0356040				
Vote Center	0	0.00%	0	0.00%
Vote by Mail	0	0.00%	0	0.00%
Remote	0		0	
Total	0	0.00%	0	0.00%

Precinct	Times Cast	Registered Voters
0356043		
Vote Center	171	2,940
Vote by Mail	1,491	2,940
Remote	0	2,940
Total	1,662	2,940
0356047		
Vote Center	90	1,252
Vote by Mail	521	1,252
Remote	0	1,252
Total	611	1,252
0356048		
Vote Center	68	2,183
Vote by Mail	877	2,183
Remote	0	2,183
Total	945	2,183
0356049		
Vote Center	91	2,246
Vote by Mail	786	2,246
Remote	0	2,246
Total	877	2,246
0356050		
Vote Center	80	1,314
Vote by Mail	412	1,314
Remote	0	1,314
Total	492	1,314
0356052		
Vote Center	0	0
Vote by Mail	0	0
Remote	0	0
Total	0	0

Precinct	STEVE GARVEY (REP)		DENICE GARY-PANDOL (REP)	
0356043				
Vote Center	109	63.74%	0	0.00%
Vote by Mail	591	39.64%	1	0.07%
Remote	0		0	
Total	700	42.12%	1	0.06%
0356047				
Vote Center	55	61.11%	0	0.00%
Vote by Mail	223	42.80%	1	0.19%
Remote	0		0	
Total	278	45.50%	1	0.16%
0356048				
Vote Center	37	54.41%	0	0.00%
Vote by Mail	271	30.90%	0	0.00%
Remote	0		0	
Total	308	32.59%	0	0.00%
0356049				
Vote Center	57	62.64%	0	0.00%
Vote by Mail	301	38.30%	0	0.00%
Remote	0		0	
Total	358	40.82%	0	0.00%
0356050				
Vote Center	40	50.00%	0	0.00%
Vote by Mail	130	31.55%	0	0.00%
Remote	0		0	
Total	170	34.55%	0	0.00%
0356052				
Vote Center	0		0	
Vote by Mail	0		0	
Remote	0		0	
Total	0		0	

Precinct	JONATHAN REISS (REP)		JOHN ROSE (DEM)		HARMESH KUMAR (DEM)		JAMES "JIM" MACAULEY (REP)		Total Votes	DANNY FABRICANT Qualified Write In		CARLOS GUILLERMO TAPIA Qualified Write In	
0356043													
Vote Center	0	0.00%	0	0.00%	0	0.00%	0	0.00%	168	0	0.00%	0	0.00%
Vote by Mail	0	0.00%	0	0.00%	0	0.00%	4	0.27%	1,452	0	0.00%	0	0.00%
Remote	0		0		0		0		0	0		0	
Total	0	0.00%	0	0.00%	0	0.00%	4	0.24%	1,620	0	0.00%	0	0.00%
0356047													
Vote Center	0	0.00%	0	0.00%	0	0.00%	0	0.00%	90	0	0.00%	0	0.00%
Vote by Mail	0	0.00%	1	0.19%	0	0.00%	0	0.00%	506	0	0.00%	0	0.00%
Remote	0		0		0		0		0	0		0	
Total	0	0.00%	1	0.16%	0	0.00%	0	0.00%	596	0	0.00%	0	0.00%
0356048													
Vote Center	0	0.00%	0	0.00%	0	0.00%	0	0.00%	67	0	0.00%	0	0.00%
Vote by Mail	0	0.00%	1	0.11%	1	0.11%	1	0.11%	859	0	0.00%	0	0.00%
Remote	0		0		0		0		0	0		0	
Total	0	0.00%	1	0.11%	1	0.11%	1	0.11%	926	0	0.00%	0	0.00%
0356049													
Vote Center	0	0.00%	0	0.00%	0	0.00%	1	1.10%	91	0	0.00%	0	0.00%
Vote by Mail	0	0.00%	1	0.13%	0	0.00%	1	0.13%	752	0	0.00%	0	0.00%
Remote	0		0		0		0		0	0		0	
Total	0	0.00%	1	0.11%	0	0.00%	2	0.23%	843	0	0.00%	0	0.00%
0356050													
Vote Center	0	0.00%	0	0.00%	0	0.00%	0	0.00%	79	0	0.00%	0	0.00%
Vote by Mail	0	0.00%	0	0.00%	1	0.24%	1	0.24%	388	0	0.00%	0	0.00%
Remote	0		0		0		0		0	0		0	
Total	0	0.00%	0	0.00%	1	0.20%	1	0.20%	467	0	0.00%	0	0.00%
0356052													
Vote Center	0		0		0		0		0	0		0	
Vote by Mail	0		0		0		0		0	0		0	
Remote	0		0		0		0		0	0		0	
Total	0		0		0		0		0	0		0	

Precinct	MICHAEL JOSEPH DILGER Qualified Write In	JOHN DOWELL Qualified Write In		
0356043				
Vote Center	0	0.00%	0	0.00%
Vote by Mail	0	0.00%	0	0.00%
Remote	0		0	
Total	0	0.00%	0	0.00%
0356047				
Vote Center	0	0.00%	0	0.00%
Vote by Mail	0	0.00%	0	0.00%
Remote	0		0	
Total	0	0.00%	0	0.00%
0356048				
Vote Center	0	0.00%	0	0.00%
Vote by Mail	0	0.00%	0	0.00%
Remote	0		0	
Total	0	0.00%	0	0.00%
0356049				
Vote Center	0	0.00%	0	0.00%
Vote by Mail	0	0.00%	0	0.00%
Remote	0		0	
Total	0	0.00%	0	0.00%
0356050				
Vote Center	0	0.00%	0	0.00%
Vote by Mail	0	0.00%	0	0.00%
Remote	0		0	
Total	0	0.00%	0	0.00%
0356052				
Vote Center	0		0	
Vote by Mail	0		0	
Remote	0		0	
Total	0		0	

Precinct	Times Cast	Registered Voters
0356058		
Vote Center	2	61
Vote by Mail	28	61
Remote	0	61
Total	30	61
0451110		
Vote Center	28	431
Vote by Mail	175	431
Remote	0	431
Total	203	431
0451114		
Vote Center		9
Vote by Mail		9
Remote		9
Total		9
0451116		
Vote Center	30	677
Vote by Mail	330	677
Remote	0	677
Total	360	677
0451201		
Vote Center	217	2,924
Vote by Mail	1,384	2,924
Remote	0	2,924
Total	1,601	2,924
0451205		
Vote Center	210	2,371
Vote by Mail	1,052	2,371
Remote	0	2,371
Total	1,262	2,371

Precinct	STEVE GARVEY (REP)		DENICE GARY-PANDOL (REP)	
0356058				
Vote Center	****	****	****	****
Vote by Mail	8	28.57%	0	0.00%
Remote	0		0	
Total	9	30.00%	0	0.00%
0451110				
Vote Center	15	53.57%	0	0.00%
Vote by Mail	70	40.00%	1	0.57%
Remote	0		0	
Total	85	41.87%	1	0.49%
0451114				
Vote Center	0		0	
Vote by Mail	****	****	****	****
Remote	0		0	
Total	****	****	****	****
0451116				
Vote Center	17	56.67%	0	0.00%
Vote by Mail	153	46.36%	1	0.30%
Remote	0		0	
Total	170	47.22%	1	0.28%
0451201				
Vote Center	138	63.59%	0	0.00%
Vote by Mail	633	45.74%	2	0.14%
Remote	0		0	
Total	771	48.16%	2	0.12%
0451205				
Vote Center	151	71.90%	0	0.00%
Vote by Mail	462	43.92%	6	0.57%
Remote	0		0	
Total	613	48.57%	6	0.48%

Precinct	LAURA GARZA (NPP)		SEPI GILANI (DEM)		DON J. GRUNDMANN (NPP)		FORREST JONES (AIP)		BARBARA LEE (DEM)		GAIL LIGHTFOOT (LIB)		SARAH SUN LIEW (REP)	
0356058														
Vote Center	****	****	****	****	****	****	****	****	****	****	****	****	****	****
Vote by Mail	0	0.00%	0	0.00%	0	0.00%	0	0.00%	2	7.14%	0	0.00%	0	0.00%
Remote	0		0		0		0		0		0		0	
Total	0	0.00%	0	0.00%	0	0.00%	0	0.00%	2	6.67%	0	0.00%	1	3.33%
0451110														
Vote Center	1	3.57%	0	0.00%	0	0.00%	0	0.00%	2	7.14%	0	0.00%	0	0.00%
Vote by Mail	0	0.00%	0	0.00%	4	2.29%	1	0.57%	9	5.14%	2	1.14%	2	1.14%
Remote	0		0		0		0		0		0		0	
Total	1	0.49%	0	0.00%	4	1.97%	1	0.49%	11	5.42%	2	0.99%	2	0.99%
0451114														
Vote Center	0		0		0		0		0		0		0	
Vote by Mail	****	****	****	****	****	****	****	****	****	****	****	****	****	****
Remote	0		0		0		0		0		0		0	
Total	****	****	****	****	****	****	****	****	****	****	****	****	****	****
0451116														
Vote Center	0	0.00%	0	0.00%	0	0.00%	0	0.00%	3	10.00%	0	0.00%	0	0.00%
Vote by Mail	0	0.00%	0	0.00%	0	0.00%	2	0.61%	15	4.55%	1	0.30%	3	0.91%
Remote	0		0		0		0		0		0		0	
Total	0	0.00%	0	0.00%	0	0.00%	2	0.56%	18	5.00%	1	0.28%	3	0.83%
0451201														
Vote Center	0	0.00%	0	0.00%	0	0.00%	0	0.00%	3	1.38%	0	0.00%	0	0.00%
Vote by Mail	4	0.29%	4	0.29%	0	0.00%	0	0.00%	60	4.34%	5	0.36%	5	0.36%
Remote	0		0		0		0		0		0		0	
Total	4	0.25%	4	0.25%	0	0.00%	0	0.00%	63	3.94%	5	0.31%	5	0.31%
0451205														
Vote Center	0	0.00%	0	0.00%	0	0.00%	0	0.00%	5	2.38%	0	0.00%	1	0.48%
Vote by Mail	0	0.00%	10	0.95%	1	0.10%	3	0.29%	53	5.04%	4	0.38%	6	0.57%
Remote	0		0		0		0		0		0		0	
Total	0	0.00%	10	0.79%	1	0.08%	3	0.24%	58	4.60%	4	0.32%	7	0.55%

Precinct	SHARLETA BASSETT (REP)		JAMES BRADLEY (REP)		MARTIN VEPRASKAS (REP)		ERIC EARLY (REP)		ADAM B. SCHIFF (DEM)		MAJOR SINGH (NPP)		STEFAN SIMCHOWITZ (REP)	
0356058														
Vote Center	****	****	****	****	****	****	****	****	****	****	****	****	****	****
Vote by Mail	1	3.57%	0	0.00%	0	0.00%	0	0.00%	9	32.14%	0	0.00%	0	0.00%
Remote	0		0		0		0		0		0		0	
Total	1	3.33%	0	0.00%	0	0.00%	0	0.00%	9	30.00%	0	0.00%	0	0.00%
0451110														
Vote Center	0	0.00%	0	0.00%	0	0.00%	8	28.57%	2	7.14%	0	0.00%	0	0.00%
Vote by Mail	7	4.00%	4	2.29%	0	0.00%	19	10.86%	32	18.29%	1	0.57%	0	0.00%
Remote	0		0		0		0		0		0		0	
Total	7	3.45%	4	1.97%	0	0.00%	27	13.30%	34	16.75%	1	0.49%	0	0.00%
0451114														
Vote Center	0		0		0		0		0		0		0	
Vote by Mail	****	****	****	****	****	****	****	****	****	****	****	****	****	****
Remote	0		0		0		0		0		0		0	
Total	****	****	****	****	****	****	****	****	****	****	****	****	****	****
0451116														
Vote Center	0	0.00%	0	0.00%	0	0.00%	4	13.33%	4	13.33%	0	0.00%	0	0.00%
Vote by Mail	3	0.91%	3	0.91%	1	0.30%	37	11.21%	80	24.24%	2	0.61%	0	0.00%
Remote	0		0		0		0		0		0		0	
Total	3	0.83%	3	0.83%	1	0.28%	41	11.39%	84	23.33%	2	0.56%	0	0.00%
0451201														
Vote Center	1	0.46%	2	0.92%	0	0.00%	18	8.29%	38	17.51%	0	0.00%	0	0.00%
Vote by Mail	6	0.43%	24	1.73%	0	0.00%	109	7.88%	353	25.51%	1	0.07%	0	0.00%
Remote	0		0		0		0		0		0		0	
Total	7	0.44%	26	1.62%	0	0.00%	127	7.93%	391	24.42%	1	0.06%	0	0.00%
0451205														
Vote Center	0	0.00%	1	0.48%	0	0.00%	15	7.14%	26	12.38%	0	0.00%	0	0.00%
Vote by Mail	5	0.48%	13	1.24%	0	0.00%	90	8.56%	250	23.76%	4	0.38%	1	0.10%
Remote	0		0		0		0		0		0		0	
Total	5	0.40%	14	1.11%	0	0.00%	105	8.32%	276	21.87%	4	0.32%	1	0.08%

Precinct	CHRISTINA PASCUCCI (DEM)		DAVID PETERSON (DEM)		PERRY POUND (DEM)		KATIE PORTER (DEM)		DOUGLAS H. PIERCE (DEM)		RAJI RAB (DEM)		MARK RUZON (NPP)	
0356058														
Vote Center	****	****	****	****	****	****	****	****	****	****	****	****	****	****
Vote by Mail	0	0.00%	0	0.00%	0	0.00%	8	28.57%	0	0.00%	0	0.00%	0	0.00%
Remote	0		0		0		0		0		0		0	
Total	0	0.00%	0	0.00%	0	0.00%	8	26.67%	0	0.00%	0	0.00%	0	0.00%
0451110														
Vote Center	0	0.00%	0	0.00%	0	0.00%	0	0.00%	0	0.00%	0	0.00%	0	0.00%
Vote by Mail	1	0.57%	0	0.00%	2	1.14%	14	8.00%	0	0.00%	0	0.00%	0	0.00%
Remote	0		0		0		0		0		0		0	
Total	1	0.49%	0	0.00%	2	0.99%	14	6.90%	0	0.00%	0	0.00%	0	0.00%
0451114														
Vote Center	0		0		0		0		0		0		0	
Vote by Mail	****	****	****	****	****	****	****	****	****	****	****	****	****	****
Remote	0		0		0		0		0		0		0	
Total	****	****	****	****	****	****	****	****	****	****	****	****	****	****
0451116														
Vote Center	0	0.00%	0	0.00%	0	0.00%	2	6.67%	0	0.00%	0	0.00%	0	0.00%
Vote by Mail	2	0.61%	0	0.00%	0	0.00%	17	5.15%	0	0.00%	0	0.00%	1	0.30%
Remote	0		0		0		0		0		0		0	
Total	2	0.56%	0	0.00%	0	0.00%	19	5.28%	0	0.00%	0	0.00%	1	0.28%
0451201														
Vote Center	0	0.00%	1	0.46%	1	0.46%	9	4.15%	0	0.00%	1	0.46%	0	0.00%
Vote by Mail	2	0.14%	1	0.07%	4	0.29%	121	8.74%	1	0.07%	1	0.07%	0	0.00%
Remote	0		0		0		0		0		0		0	
Total	2	0.12%	2	0.12%	5	0.31%	130	8.12%	1	0.06%	2	0.12%	0	0.00%
0451205														
Vote Center	0	0.00%	0	0.00%	0	0.00%	7	3.33%	0	0.00%	0	0.00%	0	0.00%
Vote by Mail	3	0.29%	0	0.00%	0	0.00%	115	10.93%	1	0.10%	0	0.00%	1	0.10%
Remote	0		0		0		0		0		0		0	
Total	3	0.24%	0	0.00%	0	0.00%	122	9.67%	1	0.08%	0	0.00%	1	0.08%

Precinct	JONATHAN REISS (REP)		JOHN ROSE (DEM)		HARMESH KUMAR (DEM)		JAMES "JIM" MACAULEY (REP)		Total Votes	DANNY FABRICANT Qualified Write In		CARLOS GUILLERMO TAPIA Qualified Write In	
0356058													
Vote Center	****	****	****	****	****	****	****	****	****	****	****	****	****
Vote by Mail	0	0.00%	0	0.00%	0	0.00%	0	0.00%	28	0	0.00%	0	0.00%
Remote	0		0		0		0		0	0		0	
Total	0	0.00%	0	0.00%	0	0.00%	0	0.00%	30	0	0.00%	0	0.00%
0451110													
Vote Center	0	0.00%	0	0.00%	0	0.00%	0	0.00%	28	0	0.00%	0	0.00%
Vote by Mail	0	0.00%	0	0.00%	0	0.00%	1	0.57%	170	0	0.00%	0	0.00%
Remote	0		0		0		0		0	0		0	
Total	0	0.00%	0	0.00%	0	0.00%	1	0.49%	198	0	0.00%	0	0.00%
0451114													
Vote Center	0		0		0		0		0	0		0	
Vote by Mail	****	****	****	****	****	****	****	****	****	****	****	****	****
Remote	0		0		0		0		0	0		0	
Total	****	****	****	****	****	****	****	****	****	****	****	****	****
0451116													
Vote Center	0	0.00%	0	0.00%	0	0.00%	0	0.00%	30	0	0.00%	0	0.00%
Vote by Mail	0	0.00%	0	0.00%	0	0.00%	0	0.00%	321	0	0.00%	0	0.00%
Remote	0		0		0		0		0	0		0	
Total	0	0.00%	0	0.00%	0	0.00%	0	0.00%	351	0	0.00%	0	0.00%
0451201													
Vote Center	1	0.46%	0	0.00%	0	0.00%	1	0.46%	214	0	0.00%	0	0.00%
Vote by Mail	0	0.00%	0	0.00%	3	0.22%	4	0.29%	1,343	0	0.00%	0	0.00%
Remote	0		0		0		0		0	0		0	
Total	1	0.06%	0	0.00%	3	0.19%	5	0.31%	1,557	0	0.00%	0	0.00%
0451205													
Vote Center	0	0.00%	0	0.00%	0	0.00%	1	0.48%	207	0	0.00%	0	0.00%
Vote by Mail	0	0.00%	0	0.00%	0	0.00%	1	0.10%	1,029	0	0.00%	0	0.00%
Remote	0		0		0		0		0	0		0	
Total	0	0.00%	0	0.00%	0	0.00%	2	0.16%	1,236	0	0.00%	0	0.00%

Precinct	MICHAEL JOSEPH DILGER Qualified Write In		JOHN DOWELL Qualified Write In	
0356058				
Vote Center	****	****	****	****
Vote by Mail	0	0.00%	0	0.00%
Remote	0		0	
Total	0	0.00%	0	0.00%
0451110				
Vote Center	0	0.00%	0	0.00%
Vote by Mail	0	0.00%	0	0.00%
Remote	0		0	
Total	0	0.00%	0	0.00%
0451114				
Vote Center	0		0	
Vote by Mail	****	****	****	****
Remote	0		0	
Total	****	****	****	****
0451116				
Vote Center	0	0.00%	0	0.00%
Vote by Mail	0	0.00%	0	0.00%
Remote	0		0	
Total	0	0.00%	0	0.00%
0451201				
Vote Center	0	0.00%	0	0.00%
Vote by Mail	0	0.00%	0	0.00%
Remote	0		0	
Total	0	0.00%	0	0.00%
0451205				
Vote Center	0	0.00%	0	0.00%
Vote by Mail	0	0.00%	0	0.00%
Remote	0		0	
Total	0	0.00%	0	0.00%

Precinct	Times Cast	Registered Voters
0451207		
Vote Center	222	2,676
Vote by Mail	1,167	2,676
Remote	0	2,676
Total	1,389	2,676
0451209		
Vote Center	225	2,563
Vote by Mail	1,155	2,563
Remote	0	2,563
Total	1,380	2,563
0451301		
Vote Center		8
Vote by Mail		8
Remote		8
Total		8
0451302		
Vote Center	208	2,502
Vote by Mail	1,212	2,502
Remote	0	2,502
Total	1,420	2,502
0451310		
Vote Center	213	2,976
Vote by Mail	1,335	2,976
Remote	0	2,976
Total	1,548	2,976
0451317		
Vote Center	104	1,938
Vote by Mail	983	1,938
Remote	0	1,938
Total	1,087	1,938

Precinct	STEVE GARVEY (REP)		DENICE GARY-PANDOL (REP)	
0451207				
Vote Center	145	65.32%	0	0.00%
Vote by Mail	470	40.27%	3	0.26%
Remote	0		0	
Total	615	44.28%	3	0.22%
0451209				
Vote Center	143	63.56%	1	0.44%
Vote by Mail	500	43.29%	4	0.35%
Remote	0		0	
Total	643	46.59%	5	0.36%
0451301				
Vote Center	****	****	****	****
Vote by Mail	****	****	****	****
Remote	0		0	
Total	****	****	****	****
0451302				
Vote Center	128	61.54%	1	0.48%
Vote by Mail	502	41.42%	4	0.33%
Remote	0		0	
Total	630	44.37%	5	0.35%
0451310				
Vote Center	152	71.36%	0	0.00%
Vote by Mail	620	46.44%	3	0.22%
Remote	0		0	
Total	772	49.87%	3	0.19%
0451317				
Vote Center	70	67.31%	0	0.00%
Vote by Mail	501	50.97%	0	0.00%
Remote	0		0	
Total	571	52.53%	0	0.00%

Precinct	LAURA GARZA (NPP)		SEPI GILANI (DEM)		DON J. GRUNDMANN (NPP)		FORREST JONES (AIP)		BARBARA LEE (DEM)		GAIL LIGHTFOOT (LIB)		SARAH SUN LIEW (REP)	
0451207														
Vote Center	1	0.45%	1	0.45%	0	0.00%	0	0.00%	6	2.70%	2	0.90%	0	0.00%
Vote by Mail	1	0.09%	2	0.17%	2	0.17%	4	0.34%	48	4.11%	6	0.51%	7	0.60%
Remote	0		0		0		0		0		0		0	
Total	2	0.14%	3	0.22%	2	0.14%	4	0.29%	54	3.89%	8	0.58%	7	0.50%
0451209														
Vote Center	0	0.00%	0	0.00%	0	0.00%	1	0.44%	2	0.89%	0	0.00%	2	0.89%
Vote by Mail	2	0.17%	3	0.26%	5	0.43%	1	0.09%	36	3.12%	2	0.17%	3	0.26%
Remote	0		0		0		0		0		0		0	
Total	2	0.14%	3	0.22%	5	0.36%	2	0.14%	38	2.75%	2	0.14%	5	0.36%
0451301														
Vote Center	****	****	****	****	****	****	****	****	****	****	****	****	****	****
Vote by Mail	****	****	****	****	****	****	****	****	****	****	****	****	****	****
Remote	0		0		0		0		0		0		0	
Total	****	****	****	****	****	****	****	****	****	****	****	****	****	****
0451302														
Vote Center	0	0.00%	0	0.00%	1	0.48%	1	0.48%	3	1.44%	0	0.00%	1	0.48%
Vote by Mail	0	0.00%	4	0.33%	1	0.08%	6	0.50%	47	3.88%	8	0.66%	4	0.33%
Remote	0		0		0		0		0		0		0	
Total	0	0.00%	4	0.28%	2	0.14%	7	0.49%	50	3.52%	8	0.56%	5	0.35%
0451310														
Vote Center	0	0.00%	0	0.00%	0	0.00%	0	0.00%	3	1.41%	0	0.00%	2	0.94%
Vote by Mail	1	0.07%	3	0.22%	0	0.00%	2	0.15%	68	5.09%	5	0.37%	4	0.30%
Remote	0		0		0		0		0		0		0	
Total	1	0.06%	3	0.19%	0	0.00%	2	0.13%	71	4.59%	5	0.32%	6	0.39%
0451317														
Vote Center	0	0.00%	0	0.00%	0	0.00%	0	0.00%	1	0.96%	0	0.00%	0	0.00%
Vote by Mail	2	0.20%	2	0.20%	1	0.10%	6	0.61%	27	2.75%	3	0.31%	3	0.31%
Remote	0		0		0		0		0		0		0	
Total	2	0.18%	2	0.18%	1	0.09%	6	0.55%	28	2.58%	3	0.28%	3	0.28%

Precinct	SHARLETA BASSETT (REP)		JAMES BRADLEY (REP)		MARTIN VEPRASKAS (REP)		ERIC EARLY (REP)		ADAM B. SCHIFF (DEM)		MAJOR SINGH (NPP)		STEFAN SIMCHOWITZ (REP)	
0451207														
Vote Center	0	0.00%	0	0.00%	0	0.00%	26	11.71%	27	12.16%	0	0.00%	0	0.00%
Vote by Mail	7	0.60%	24	2.06%	1	0.09%	87	7.46%	338	28.96%	0	0.00%	1	0.09%
Remote	0		0		0		0		0		0		0	
Total	7	0.50%	24	1.73%	1	0.07%	113	8.14%	365	26.28%	0	0.00%	1	0.07%
0451209														
Vote Center	2	0.89%	4	1.78%	0	0.00%	22	9.78%	24	10.67%	1	0.44%	0	0.00%
Vote by Mail	12	1.04%	21	1.82%	1	0.09%	121	10.48%	302	26.15%	2	0.17%	0	0.00%
Remote	0		0		0		0		0		0		0	
Total	14	1.01%	25	1.81%	1	0.07%	143	10.36%	326	23.62%	3	0.22%	0	0.00%
0451301														
Vote Center	****	****	****	****	****	****	****	****	****	****	****	****	****	****
Vote by Mail	****	****	****	****	****	****	****	****	****	****	****	****	****	****
Remote	0		0		0		0		0		0		0	
Total	****	****	****	****	****	****	****	****	****	****	****	****	****	****
0451302														
Vote Center	3	1.44%	1	0.48%	0	0.00%	20	9.62%	27	12.98%	0	0.00%	0	0.00%
Vote by Mail	8	0.66%	21	1.73%	4	0.33%	90	7.43%	344	28.38%	4	0.33%	0	0.00%
Remote	0		0		0		0		0		0		0	
Total	11	0.77%	22	1.55%	4	0.28%	110	7.75%	371	26.13%	4	0.28%	0	0.00%
0451310														
Vote Center	1	0.47%	3	1.41%	0	0.00%	21	9.86%	12	5.63%	0	0.00%	0	0.00%
Vote by Mail	10	0.75%	18	1.35%	0	0.00%	110	8.24%	328	24.57%	5	0.37%	0	0.00%
Remote	0		0		0		0		0		0		0	
Total	11	0.71%	21	1.36%	0	0.00%	131	8.46%	340	21.96%	5	0.32%	0	0.00%
0451317														
Vote Center	3	2.88%	3	2.88%	1	0.96%	11	10.58%	7	6.73%	0	0.00%	0	0.00%
Vote by Mail	12	1.22%	25	2.54%	1	0.10%	85	8.65%	186	18.92%	1	0.10%	0	0.00%
Remote	0		0		0		0		0		0		0	
Total	15	1.38%	28	2.58%	2	0.18%	96	8.83%	193	17.76%	1	0.09%	0	0.00%

Precinct	CHRISTINA PASCUCCI (DEM)		DAVID PETERSON (DEM)		PERRY POUND (DEM)		KATIE PORTER (DEM)		DOUGLAS H. PIERCE (DEM)		RAJI RAB (DEM)		MARK RUZON (NPP)	
0451207														
Vote Center	1	0.45%	0	0.00%	0	0.00%	10	4.50%	0	0.00%	0	0.00%	0	0.00%
Vote by Mail	5	0.43%	2	0.17%	1	0.09%	115	9.85%	2	0.17%	0	0.00%	2	0.17%
Remote	0		0		0		0		0		0		0	
Total	6	0.43%	2	0.14%	1	0.07%	125	9.00%	2	0.14%	0	0.00%	2	0.14%
0451209														
Vote Center	1	0.44%	0	0.00%	0	0.00%	20	8.89%	0	0.00%	0	0.00%	0	0.00%
Vote by Mail	2	0.17%	3	0.26%	1	0.09%	96	8.31%	0	0.00%	0	0.00%	0	0.00%
Remote	0		0		0		0		0		0		0	
Total	3	0.22%	3	0.22%	1	0.07%	116	8.41%	0	0.00%	0	0.00%	0	0.00%
0451301														
Vote Center	****	****	****	****	****	****	****	****	****	****	****	****	****	****
Vote by Mail	****	****	****	****	****	****	****	****	****	****	****	****	****	****
Remote	0		0		0		0		0		0		0	
Total	****	****	****	****	****	****	****	****	****	****	****	****	****	****
0451302														
Vote Center	2	0.96%	0	0.00%	0	0.00%	15	7.21%	0	0.00%	0	0.00%	0	0.00%
Vote by Mail	8	0.66%	1	0.08%	2	0.17%	110	9.08%	2	0.17%	1	0.08%	0	0.00%
Remote	0		0		0		0		0		0		0	
Total	10	0.70%	1	0.07%	2	0.14%	125	8.80%	2	0.14%	1	0.07%	0	0.00%
0451310														
Vote Center	0	0.00%	0	0.00%	0	0.00%	13	6.10%	0	0.00%	0	0.00%	0	0.00%
Vote by Mail	4	0.30%	1	0.07%	1	0.07%	116	8.69%	3	0.22%	1	0.07%	0	0.00%
Remote	0		0		0		0		0		0		0	
Total	4	0.26%	1	0.06%	1	0.06%	129	8.33%	3	0.19%	1	0.06%	0	0.00%
0451317														
Vote Center	0	0.00%	0	0.00%	0	0.00%	3	2.88%	0	0.00%	0	0.00%	0	0.00%
Vote by Mail	2	0.20%	0	0.00%	1	0.10%	87	8.85%	0	0.00%	0	0.00%	0	0.00%
Remote	0		0		0		0		0		0		0	
Total	2	0.18%	0	0.00%	1	0.09%	90	8.28%	0	0.00%	0	0.00%	0	0.00%

Precinct	JONATHAN REISS (REP)		JOHN ROSE (DEM)		HARMESH KUMAR (DEM)		JAMES "JIM" MACAULEY (REP)		Total Votes	DANNY FABRICANT Qualified Write In		CARLOS GUILLERMO TAPIA Qualified Write In	
0451207													
Vote Center	0	0.00%	0	0.00%	0	0.00%	0	0.00%	219	0	0.00%	0	0.00%
Vote by Mail	1	0.09%	1	0.09%	3	0.26%	3	0.26%	1,136	0	0.00%	0	0.00%
Remote	0		0		0		0		0	0		0	
Total	1	0.07%	1	0.07%	3	0.22%	3	0.22%	1,355	0	0.00%	0	0.00%
0451209													
Vote Center	0	0.00%	0	0.00%	0	0.00%	1	0.44%	224	0	0.00%	0	0.00%
Vote by Mail	0	0.00%	0	0.00%	0	0.00%	3	0.26%	1,120	0	0.00%	0	0.00%
Remote	0		0		0		0		0	0		0	
Total	0	0.00%	0	0.00%	0	0.00%	4	0.29%	1,344	0	0.00%	0	0.00%
0451301													
Vote Center	****	****	****	****	****	****	****	****	****	****	****	****	****
Vote by Mail	****	****	****	****	****	****	****	****	****	****	****	****	****
Remote	0		0		0		0		0	0		0	
Total	****	****	****	****	****	****	****	****	****	****	****	****	****
0451302													
Vote Center	0	0.00%	0	0.00%	0	0.00%	1	0.48%	204	0	0.00%	0	0.00%
Vote by Mail	0	0.00%	3	0.25%	1	0.08%	4	0.33%	1,179	0	0.00%	0	0.00%
Remote	0		0		0		0		0	0		0	
Total	0	0.00%	3	0.21%	1	0.07%	5	0.35%	1,383	0	0.00%	0	0.00%
0451310													
Vote Center	0	0.00%	0	0.00%	0	0.00%	1	0.47%	208	0	0.00%	0	0.00%
Vote by Mail	1	0.07%	0	0.00%	1	0.07%	3	0.22%	1,308	0	0.00%	0	0.00%
Remote	0		0		0		0		0	0		0	
Total	1	0.06%	0	0.00%	1	0.06%	4	0.26%	1,516	0	0.00%	0	0.00%
0451317													
Vote Center	0	0.00%	0	0.00%	0	0.00%	0	0.00%	99	0	0.00%	0	0.00%
Vote by Mail	2	0.20%	0	0.00%	1	0.10%	3	0.31%	951	0	0.00%	0	0.00%
Remote	0		0		0		0		0	0		0	
Total	2	0.18%	0	0.00%	1	0.09%	3	0.28%	1,050	0	0.00%	0	0.00%

Precinct	MICHAEL JOSEPH DILGER Qualified Write In	JOHN DOWELL Qualified Write In		
0451207				
Vote Center	0	0.00%	0	0.00%
Vote by Mail	0	0.00%	0	0.00%
Remote	0		0	
Total	0	0.00%	0	0.00%
0451209				
Vote Center	0	0.00%	0	0.00%
Vote by Mail	0	0.00%	0	0.00%
Remote	0		0	
Total	0	0.00%	0	0.00%
0451301				
Vote Center	****	****	****	****
Vote by Mail	****	****	****	****
Remote	0		0	
Total	****	****	****	****
0451302				
Vote Center	0	0.00%	0	0.00%
Vote by Mail	0	0.00%	0	0.00%
Remote	0		0	
Total	0	0.00%	0	0.00%
0451310				
Vote Center	0	0.00%	0	0.00%
Vote by Mail	0	0.00%	0	0.00%
Remote	0		0	
Total	0	0.00%	0	0.00%
0451317				
Vote Center	0	0.00%	0	0.00%
Vote by Mail	0	0.00%	0	0.00%
Remote	0		0	
Total	0	0.00%	0	0.00%

Precinct	Times Cast	Registered Voters
0451401		
Vote Center	196	3,400
Vote by Mail	1,755	3,400
Remote	0	3,400
Total	1,951	3,400
0457000		
Vote Center	0	0
Vote by Mail	0	0
Remote	0	0
Total	0	0
0457102		
Vote Center	102	1,582
Vote by Mail	777	1,582
Remote	0	1,582
Total	879	1,582
0457109		
Vote Center	200	2,728
Vote by Mail	1,158	2,728
Remote	0	2,728
Total	1,358	2,728
0457113		
Vote Center	112	1,410
Vote by Mail	649	1,410
Remote	0	1,410
Total	761	1,410
0457114		
Vote Center	139	2,542
Vote by Mail	1,187	2,542
Remote	0	2,542
Total	1,326	2,542

Precinct	STEVE GARVEY (REP)		DENICE GARY-PANDOL (REP)	
0451401				
Vote Center	142	72.45%	1	0.51%
Vote by Mail	817	46.55%	6	0.34%
Remote	0		0	
Total	959	49.15%	7	0.36%
0457000				
Vote Center	0		0	
Vote by Mail	0		0	
Remote	0		0	
Total	0		0	
0457102				
Vote Center	63	61.76%	0	0.00%
Vote by Mail	275	35.39%	1	0.13%
Remote	0		0	
Total	338	38.45%	1	0.11%
0457109				
Vote Center	135	67.50%	1	0.50%
Vote by Mail	506	43.70%	4	0.35%
Remote	0		0	
Total	641	47.20%	5	0.37%
0457113				
Vote Center	72	64.29%	0	0.00%
Vote by Mail	258	39.75%	0	0.00%
Remote	0		0	
Total	330	43.36%	0	0.00%
0457114				
Vote Center	95	68.35%	1	0.72%
Vote by Mail	491	41.36%	2	0.17%
Remote	0		0	
Total	586	44.19%	3	0.23%

Precinct	LAURA GARZA (NPP)		SEPI GILANI (DEM)		DON J. GRUNDMANN (NPP)		FORREST JONES (AIP)		BARBARA LEE (DEM)		GAIL LIGHTFOOT (LIB)		SARAH SUN LIEW (REP)	
0451401														
Vote Center	0	0.00%	0	0.00%	0	0.00%	1	0.51%	4	2.04%	0	0.00%	0	0.00%
Vote by Mail	2	0.11%	0	0.00%	3	0.17%	6	0.34%	60	3.42%	10	0.57%	4	0.23%
Remote	0		0		0		0		0		0		0	
Total	2	0.10%	0	0.00%	3	0.15%	7	0.36%	64	3.28%	10	0.51%	4	0.21%
0457000														
Vote Center	0		0		0		0		0		0		0	
Vote by Mail	0		0		0		0		0		0		0	
Remote	0		0		0		0		0		0		0	
Total	0		0		0		0		0		0		0	
0457102														
Vote Center	0	0.00%	0	0.00%	0	0.00%	0	0.00%	1	0.98%	1	0.98%	0	0.00%
Vote by Mail	4	0.51%	0	0.00%	1	0.13%	4	0.51%	34	4.38%	4	0.51%	3	0.39%
Remote	0		0		0		0		0		0		0	
Total	4	0.46%	0	0.00%	1	0.11%	4	0.46%	35	3.98%	5	0.57%	3	0.34%
0457109														
Vote Center	0	0.00%	0	0.00%	2	1.00%	1	0.50%	7	3.50%	0	0.00%	0	0.00%
Vote by Mail	2	0.17%	4	0.35%	8	0.69%	6	0.52%	47	4.06%	8	0.69%	0	0.00%
Remote	0		0		0		0		0		0		0	
Total	2	0.15%	4	0.29%	10	0.74%	7	0.52%	54	3.98%	8	0.59%	0	0.00%
0457113														
Vote Center	0	0.00%	1	0.89%	0	0.00%	0	0.00%	3	2.68%	0	0.00%	0	0.00%
Vote by Mail	2	0.31%	1	0.15%	2	0.31%	3	0.46%	38	5.86%	1	0.15%	2	0.31%
Remote	0		0		0		0		0		0		0	
Total	2	0.26%	2	0.26%	2	0.26%	3	0.39%	41	5.39%	1	0.13%	2	0.26%
0457114														
Vote Center	0	0.00%	1	0.72%	0	0.00%	0	0.00%	1	0.72%	0	0.00%	2	1.44%
Vote by Mail	0	0.00%	2	0.17%	2	0.17%	3	0.25%	60	5.05%	9	0.76%	6	0.51%
Remote	0		0		0		0		0		0		0	
Total	0	0.00%	3	0.23%	2	0.15%	3	0.23%	61	4.60%	9	0.68%	8	0.60%

Precinct	SHARLETA BASSETT (REP)		JAMES BRADLEY (REP)		MARTIN VEPRASKAS (REP)		ERIC EARLY (REP)		ADAM B. SCHIFF (DEM)		MAJOR SINGH (NPP)		STEFAN SIMCHOWITZ (REP)	
0451401														
Vote Center	3	1.53%	3	1.53%	0	0.00%	15	7.65%	16	8.16%	1	0.51%	0	0.00%
Vote by Mail	15	0.85%	23	1.31%	0	0.00%	170	9.69%	432	24.62%	0	0.00%	1	0.06%
Remote	0		0		0		0		0		0		0	
Total	18	0.92%	26	1.33%	0	0.00%	185	9.48%	448	22.96%	1	0.05%	1	0.05%
0457000														
Vote Center	0		0		0		0		0		0		0	
Vote by Mail	0		0		0		0		0		0		0	
Remote	0		0		0		0		0		0		0	
Total	0		0		0		0		0		0		0	
0457102														
Vote Center	1	0.98%	2	1.96%	0	0.00%	9	8.82%	17	16.67%	0	0.00%	0	0.00%
Vote by Mail	4	0.51%	21	2.70%	0	0.00%	70	9.01%	227	29.21%	2	0.26%	0	0.00%
Remote	0		0		0		0		0		0		0	
Total	5	0.57%	23	2.62%	0	0.00%	79	8.99%	244	27.76%	2	0.23%	0	0.00%
0457109														
Vote Center	3	1.50%	3	1.50%	0	0.00%	18	9.00%	20	10.00%	1	0.50%	0	0.00%
Vote by Mail	11	0.95%	16	1.38%	4	0.35%	107	9.24%	292	25.22%	1	0.09%	0	0.00%
Remote	0		0		0		0		0		0		0	
Total	14	1.03%	19	1.40%	4	0.29%	125	9.20%	312	22.97%	2	0.15%	0	0.00%
0457113														
Vote Center	0	0.00%	2	1.79%	0	0.00%	15	13.39%	10	8.93%	0	0.00%	0	0.00%
Vote by Mail	5	0.77%	10	1.54%	1	0.15%	59	9.09%	164	25.27%	0	0.00%	0	0.00%
Remote	0		0		0		0		0		0		0	
Total	5	0.66%	12	1.58%	1	0.13%	74	9.72%	174	22.86%	0	0.00%	0	0.00%
0457114														
Vote Center	0	0.00%	1	0.72%	0	0.00%	7	5.04%	20	14.39%	1	0.72%	0	0.00%
Vote by Mail	10	0.84%	20	1.68%	1	0.08%	86	7.25%	326	27.46%	0	0.00%	0	0.00%
Remote	0		0		0		0		0		0		0	
Total	10	0.75%	21	1.58%	1	0.08%	93	7.01%	346	26.09%	1	0.08%	0	0.00%

Precinct	CHRISTINA PASCUCCI (DEM)		DAVID PETERSON (DEM)		PERRY POUND (DEM)		KATIE PORTER (DEM)		DOUGLAS H. PIERCE (DEM)		RAJI RAB (DEM)		MARK RUZON (NPP)	
0451401														
Vote Center	0	0.00%	0	0.00%	0	0.00%	7	3.57%	0	0.00%	0	0.00%	0	0.00%
Vote by Mail	6	0.34%	2	0.11%	0	0.00%	151	8.60%	1	0.06%	2	0.11%	1	0.06%
Remote	0		0		0		0		0		0		0	
Total	6	0.31%	2	0.10%	0	0.00%	158	8.10%	1	0.05%	2	0.10%	1	0.05%
0457000														
Vote Center	0		0		0		0		0		0		0	
Vote by Mail	0		0		0		0		0		0		0	
Remote	0		0		0		0		0		0		0	
Total	0		0		0		0		0		0		0	
0457102														
Vote Center	0	0.00%	0	0.00%	0	0.00%	7	6.86%	0	0.00%	0	0.00%	0	0.00%
Vote by Mail	4	0.51%	0	0.00%	2	0.26%	95	12.23%	0	0.00%	1	0.13%	0	0.00%
Remote	0		0		0		0		0		0		0	
Total	4	0.46%	0	0.00%	2	0.23%	102	11.60%	0	0.00%	1	0.11%	0	0.00%
0457109														
Vote Center	0	0.00%	0	0.00%	0	0.00%	3	1.50%	0	0.00%	1	0.50%	0	0.00%
Vote by Mail	7	0.60%	2	0.17%	1	0.09%	94	8.12%	2	0.17%	0	0.00%	2	0.17%
Remote	0		0		0		0		0		0		0	
Total	7	0.52%	2	0.15%	1	0.07%	97	7.14%	2	0.15%	1	0.07%	2	0.15%
0457113														
Vote Center	0	0.00%	0	0.00%	0	0.00%	5	4.46%	0	0.00%	0	0.00%	0	0.00%
Vote by Mail	4	0.62%	0	0.00%	1	0.15%	75	11.56%	3	0.46%	0	0.00%	2	0.31%
Remote	0		0		0		0		0		0		0	
Total	4	0.53%	0	0.00%	1	0.13%	80	10.51%	3	0.39%	0	0.00%	2	0.26%
0457114														
Vote Center	1	0.72%	0	0.00%	1	0.72%	6	4.32%	0	0.00%	0	0.00%	0	0.00%
Vote by Mail	4	0.34%	0	0.00%	1	0.08%	120	10.11%	1	0.08%	0	0.00%	2	0.17%
Remote	0		0		0		0		0		0		0	
Total	5	0.38%	0	0.00%	2	0.15%	126	9.50%	1	0.08%	0	0.00%	2	0.15%

Precinct	JONATHAN REISS (REP)		JOHN ROSE (DEM)		HARMESH KUMAR (DEM)		JAMES "JIM" MACAULEY (REP)		Total Votes	DANNY FABRICANT Qualified Write In		CARLOS GUILLERMO TAPIA Qualified Write In	
0451401													
Vote Center	0	0.00%	0	0.00%	0	0.00%	0	0.00%	193	0	0.00%	0	0.00%
Vote by Mail	0	0.00%	0	0.00%	0	0.00%	6	0.34%	1,718	0	0.00%	0	0.00%
Remote	0		0		0		0		0	0		0	
Total	0	0.00%	0	0.00%	0	0.00%	6	0.31%	1,911	0	0.00%	0	0.00%
0457000													
Vote Center	0		0		0		0		0	0		0	
Vote by Mail	0		0		0		0		0	0		0	
Remote	0		0		0		0		0	0		0	
Total	0		0		0		0		0	0		0	
0457102													
Vote Center	0	0.00%	0	0.00%	0	0.00%	1	0.98%	102	0	0.00%	0	0.00%
Vote by Mail	1	0.13%	0	0.00%	0	0.00%	3	0.39%	756	0	0.00%	0	0.00%
Remote	0		0		0		0		0	0		0	
Total	1	0.11%	0	0.00%	0	0.00%	4	0.46%	858	0	0.00%	0	0.00%
0457109													
Vote Center	0	0.00%	0	0.00%	0	0.00%	0	0.00%	195	0	0.00%	0	0.00%
Vote by Mail	0	0.00%	1	0.09%	1	0.09%	3	0.26%	1,129	0	0.00%	0	0.00%
Remote	0		0		0		0		0	0		0	
Total	0	0.00%	1	0.07%	1	0.07%	3	0.22%	1,324	0	0.00%	0	0.00%
0457113													
Vote Center	0	0.00%	0	0.00%	0	0.00%	1	0.89%	109	0	0.00%	0	0.00%
Vote by Mail	1	0.15%	0	0.00%	1	0.15%	0	0.00%	633	0	0.00%	0	0.00%
Remote	0		0		0		0		0	0		0	
Total	1	0.13%	0	0.00%	1	0.13%	1	0.13%	742	0	0.00%	0	0.00%
0457114													
Vote Center	0	0.00%	0	0.00%	0	0.00%	0	0.00%	137	0	0.00%	0	0.00%
Vote by Mail	0	0.00%	0	0.00%	1	0.08%	2	0.17%	1,149	0	0.00%	0	0.00%
Remote	0		0		0		0		0	0		0	
Total	0	0.00%	0	0.00%	1	0.08%	2	0.15%	1,286	0	0.00%	0	0.00%

Precinct	MICHAEL JOSEPH DILGER Qualified Write In		JOHN DOWELL Qualified Write In	
0451401				
Vote Center	0	0.00%	0	0.00%
Vote by Mail	0	0.00%	0	0.00%
Remote	0		0	
Total	0	0.00%	0	0.00%
0457000				
Vote Center	0		0	
Vote by Mail	0		0	
Remote	0		0	
Total	0		0	
0457102				
Vote Center	0	0.00%	0	0.00%
Vote by Mail	0	0.00%	0	0.00%
Remote	0		0	
Total	0	0.00%	0	0.00%
0457109				
Vote Center	0	0.00%	0	0.00%
Vote by Mail	0	0.00%	0	0.00%
Remote	0		0	
Total	0	0.00%	0	0.00%
0457113				
Vote Center	0	0.00%	0	0.00%
Vote by Mail	0	0.00%	0	0.00%
Remote	0		0	
Total	0	0.00%	0	0.00%
0457114				
Vote Center	0	0.00%	0	0.00%
Vote by Mail	0	0.00%	0	0.00%
Remote	0		0	
Total	0	0.00%	0	0.00%

Precinct	Times Cast	Registered Voters
0457117		
Vote Center	100	1,850
Vote by Mail	957	1,850
Remote	0	1,850
Total	1,057	1,850
0457119		
Vote Center	57	1,121
Vote by Mail	291	1,121
Remote	0	1,121
Total	348	1,121
0457122		
Vote Center	122	2,846
Vote by Mail	1,074	2,846
Remote	0	2,846
Total	1,196	2,846
0457187		
Vote Center	126	2,922
Vote by Mail	1,065	2,922
Remote	0	2,922
Total	1,191	2,922
0457189		
Vote Center	104	2,336
Vote by Mail	887	2,336
Remote	0	2,336
Total	991	2,336
0457192		
Vote Center	132	1,815
Vote by Mail	825	1,815
Remote	0	1,815
Total	957	1,815

Precinct	STEVE GARVEY (REP)		DENICE GARY-PANDOL (REP)	
0457117				
Vote Center	65	65.00%	0	0.00%
Vote by Mail	341	35.63%	0	0.00%
Remote	0		0	
Total	406	38.41%	0	0.00%
0457119				
Vote Center	28	49.12%	0	0.00%
Vote by Mail	86	29.55%	0	0.00%
Remote	0		0	
Total	114	32.76%	0	0.00%
0457122				
Vote Center	59	48.36%	0	0.00%
Vote by Mail	381	35.47%	5	0.47%
Remote	0		0	
Total	440	36.79%	5	0.42%
0457187				
Vote Center	72	57.14%	0	0.00%
Vote by Mail	385	36.15%	2	0.19%
Remote	0		0	
Total	457	38.37%	2	0.17%
0457189				
Vote Center	53	50.96%	0	0.00%
Vote by Mail	301	33.93%	2	0.23%
Remote	0		0	
Total	354	35.72%	2	0.20%
0457192				
Vote Center	82	62.12%	0	0.00%
Vote by Mail	273	33.09%	1	0.12%
Remote	0		0	
Total	355	37.10%	1	0.10%

Precinct	LAURA GARZA (NPP)		SEPI GILANI (DEM)		DON J. GRUNDMANN (NPP)		FORREST JONES (AIP)		BARBARA LEE (DEM)		GAIL LIGHTFOOT (LIB)		SARAH SUN LIEW (REP)	
0457117														
Vote Center	0	0.00%	0	0.00%	0	0.00%	0	0.00%	1	1.00%	0	0.00%	1	1.00%
Vote by Mail	4	0.42%	1	0.10%	1	0.10%	4	0.42%	54	5.64%	3	0.31%	4	0.42%
Remote	0		0		0		0		0		0		0	
Total	4	0.38%	1	0.09%	1	0.09%	4	0.38%	55	5.20%	3	0.28%	5	0.47%
0457119														
Vote Center	0	0.00%	0	0.00%	0	0.00%	0	0.00%	4	7.02%	1	1.75%	1	1.75%
Vote by Mail	0	0.00%	0	0.00%	1	0.34%	1	0.34%	23	7.90%	5	1.72%	4	1.37%
Remote	0		0		0		0		0		0		0	
Total	0	0.00%	0	0.00%	1	0.29%	1	0.29%	27	7.76%	6	1.72%	5	1.44%
0457122														
Vote Center	1	0.82%	1	0.82%	0	0.00%	2	1.64%	8	6.56%	2	1.64%	0	0.00%
Vote by Mail	0	0.00%	6	0.56%	6	0.56%	3	0.28%	83	7.73%	7	0.65%	6	0.56%
Remote	0		0		0		0		0		0		0	
Total	1	0.08%	7	0.59%	6	0.50%	5	0.42%	91	7.61%	9	0.75%	6	0.50%
0457187														
Vote Center	0	0.00%	0	0.00%	0	0.00%	1	0.79%	6	4.76%	1	0.79%	0	0.00%
Vote by Mail	0	0.00%	5	0.47%	2	0.19%	1	0.09%	77	7.23%	7	0.66%	8	0.75%
Remote	0		0		0		0		0		0		0	
Total	0	0.00%	5	0.42%	2	0.17%	2	0.17%	83	6.97%	8	0.67%	8	0.67%
0457189														
Vote Center	0	0.00%	0	0.00%	0	0.00%	1	0.96%	9	8.65%	1	0.96%	1	0.96%
Vote by Mail	2	0.23%	2	0.23%	3	0.34%	2	0.23%	70	7.89%	5	0.56%	4	0.45%
Remote	0		0		0		0		0		0		0	
Total	2	0.20%	2	0.20%	3	0.30%	3	0.30%	79	7.97%	6	0.61%	5	0.50%
0457192														
Vote Center	0	0.00%	0	0.00%	1	0.76%	0	0.00%	2	1.52%	0	0.00%	1	0.76%
Vote by Mail	3	0.36%	1	0.12%	2	0.24%	4	0.48%	57	6.91%	10	1.21%	5	0.61%
Remote	0		0		0		0		0		0		0	
Total	3	0.31%	1	0.10%	3	0.31%	4	0.42%	59	6.17%	10	1.04%	6	0.63%

Precinct	SHARLETA BASSETT (REP)		JAMES BRADLEY (REP)		MARTIN VEPRASKAS (REP)		ERIC EARLY (REP)		ADAM B. SCHIFF (DEM)		MAJOR SINGH (NPP)		STEFAN SIMCHOWITZ (REP)	
0457117														
Vote Center	0	0.00%	3	3.00%	0	0.00%	12	12.00%	13	13.00%	0	0.00%	0	0.00%
Vote by Mail	1	0.10%	26	2.72%	1	0.10%	76	7.94%	273	28.53%	2	0.21%	0	0.00%
Remote	0		0		0		0		0		0		0	
Total	1	0.09%	29	2.74%	1	0.09%	88	8.33%	286	27.06%	2	0.19%	0	0.00%
0457119														
Vote Center	5	8.77%	1	1.75%	0	0.00%	2	3.51%	9	15.79%	0	0.00%	0	0.00%
Vote by Mail	4	1.37%	7	2.41%	0	0.00%	22	7.56%	68	23.37%	1	0.34%	0	0.00%
Remote	0		0		0		0		0		0		0	
Total	9	2.59%	8	2.30%	0	0.00%	24	6.90%	77	22.13%	1	0.29%	0	0.00%
0457122														
Vote Center	6	4.92%	1	0.82%	0	0.00%	15	12.30%	17	13.93%	0	0.00%	0	0.00%
Vote by Mail	13	1.21%	23	2.14%	2	0.19%	76	7.08%	284	26.44%	5	0.47%	0	0.00%
Remote	0		0		0		0		0		0		0	
Total	19	1.59%	24	2.01%	2	0.17%	91	7.61%	301	25.17%	5	0.42%	0	0.00%
0457187														
Vote Center	0	0.00%	3	2.38%	0	0.00%	15	11.90%	14	11.11%	0	0.00%	0	0.00%
Vote by Mail	6	0.56%	28	2.63%	0	0.00%	98	9.20%	274	25.73%	3	0.28%	0	0.00%
Remote	0		0		0		0		0		0		0	
Total	6	0.50%	31	2.60%	0	0.00%	113	9.49%	288	24.18%	3	0.25%	0	0.00%
0457189														
Vote Center	0	0.00%	2	1.92%	1	0.96%	11	10.58%	14	13.46%	0	0.00%	0	0.00%
Vote by Mail	6	0.68%	16	1.80%	1	0.11%	75	8.46%	243	27.40%	1	0.11%	2	0.23%
Remote	0		0		0		0		0		0		0	
Total	6	0.61%	18	1.82%	2	0.20%	86	8.68%	257	25.93%	1	0.10%	2	0.20%
0457192														
Vote Center	3	2.27%	2	1.52%	1	0.76%	5	3.79%	29	21.97%	0	0.00%	0	0.00%
Vote by Mail	11	1.33%	14	1.70%	2	0.24%	69	8.36%	234	28.36%	2	0.24%	0	0.00%
Remote	0		0		0		0		0		0		0	
Total	14	1.46%	16	1.67%	3	0.31%	74	7.73%	263	27.48%	2	0.21%	0	0.00%

Precinct	CHRISTINA PASCUCCI (DEM)		DAVID PETERSON (DEM)		PERRY POUND (DEM)		KATIE PORTER (DEM)		DOUGLAS H. PIERCE (DEM)		RAJI RAB (DEM)		MARK RUZON (NPP)	
0457117														
Vote Center	0	0.00%	0	0.00%	0	0.00%	2	2.00%	0	0.00%	0	0.00%	0	0.00%
Vote by Mail	4	0.42%	1	0.10%	1	0.10%	114	11.91%	3	0.31%	3	0.31%	0	0.00%
Remote	0		0		0		0		0		0		0	
Total	4	0.38%	1	0.09%	1	0.09%	116	10.97%	3	0.28%	3	0.28%	0	0.00%
0457119														
Vote Center	0	0.00%	0	0.00%	0	0.00%	3	5.26%	0	0.00%	1	1.75%	1	1.75%
Vote by Mail	2	0.69%	0	0.00%	0	0.00%	56	19.24%	1	0.34%	0	0.00%	0	0.00%
Remote	0		0		0		0		0		0		0	
Total	2	0.57%	0	0.00%	0	0.00%	59	16.95%	1	0.29%	1	0.29%	1	0.29%
0457122														
Vote Center	1	0.82%	0	0.00%	0	0.00%	5	4.10%	0	0.00%	0	0.00%	0	0.00%
Vote by Mail	8	0.74%	2	0.19%	1	0.09%	119	11.08%	0	0.00%	3	0.28%	4	0.37%
Remote	0		0		0		0		0		0		0	
Total	9	0.75%	2	0.17%	1	0.08%	124	10.37%	0	0.00%	3	0.25%	4	0.33%
0457187														
Vote Center	0	0.00%	0	0.00%	0	0.00%	8	6.35%	1	0.79%	0	0.00%	0	0.00%
Vote by Mail	7	0.66%	1	0.09%	1	0.09%	124	11.64%	1	0.09%	4	0.38%	2	0.19%
Remote	0		0		0		0		0		0		0	
Total	7	0.59%	1	0.08%	1	0.08%	132	11.08%	2	0.17%	4	0.34%	2	0.17%
0457189														
Vote Center	0	0.00%	0	0.00%	0	0.00%	7	6.73%	0	0.00%	0	0.00%	0	0.00%
Vote by Mail	5	0.56%	0	0.00%	1	0.11%	104	11.72%	3	0.34%	1	0.11%	3	0.34%
Remote	0		0		0		0		0		0		0	
Total	5	0.50%	0	0.00%	1	0.10%	111	11.20%	3	0.30%	1	0.10%	3	0.30%
0457192														
Vote Center	0	0.00%	1	0.76%	0	0.00%	5	3.79%	0	0.00%	0	0.00%	0	0.00%
Vote by Mail	5	0.61%	1	0.12%	0	0.00%	93	11.27%	2	0.24%	1	0.12%	0	0.00%
Remote	0		0		0		0		0		0		0	
Total	5	0.52%	2	0.21%	0	0.00%	98	10.24%	2	0.21%	1	0.10%	0	0.00%

Precinct	JONATHAN REISS (REP)		JOHN ROSE (DEM)		HARMESH KUMAR (DEM)		JAMES "JIM" MACAULEY (REP)		Total Votes	DANNY FABRICANT Qualified Write In		CARLOS GUILLERMO TAPIA Qualified Write In	
0457117													
Vote Center	0	0.00%	0	0.00%	1	1.00%	0	0.00%	98	0	0.00%	0	0.00%
Vote by Mail	0	0.00%	0	0.00%	3	0.31%	1	0.10%	921	0	0.00%	0	0.00%
Remote	0		0		0		0		0	0		0	
Total	0	0.00%	0	0.00%	4	0.38%	1	0.09%	1,019	0	0.00%	0	0.00%
0457119													
Vote Center	0	0.00%	0	0.00%	0	0.00%	0	0.00%	56	0	0.00%	0	0.00%
Vote by Mail	0	0.00%	0	0.00%	0	0.00%	0	0.00%	281	0	0.00%	0	0.00%
Remote	0		0		0		0		0	0		0	
Total	0	0.00%	0	0.00%	0	0.00%	0	0.00%	337	0	0.00%	0	0.00%
0457122													
Vote Center	0	0.00%	0	0.00%	1	0.82%	1	0.82%	120	0	0.00%	0	0.00%
Vote by Mail	1	0.09%	0	0.00%	2	0.19%	5	0.47%	1,045	0	0.00%	0	0.00%
Remote	0		0		0		0		0	0		0	
Total	1	0.08%	0	0.00%	3	0.25%	6	0.50%	1,165	0	0.00%	0	0.00%
0457187													
Vote Center	1	0.79%	0	0.00%	0	0.00%	3	2.38%	125	0	0.00%	0	0.00%
Vote by Mail	3	0.28%	1	0.09%	2	0.19%	3	0.28%	1,045	0	0.00%	0	0.00%
Remote	0		0		0		0		0	0		0	
Total	4	0.34%	1	0.08%	2	0.17%	6	0.50%	1,170	0	0.00%	0	0.00%
0457189													
Vote Center	0	0.00%	0	0.00%	0	0.00%	1	0.96%	101	0	0.00%	0	0.00%
Vote by Mail	0	0.00%	2	0.23%	1	0.11%	7	0.79%	862	0	0.00%	0	0.00%
Remote	0		0		0		0		0	0		0	
Total	0	0.00%	2	0.20%	1	0.10%	8	0.81%	963	0	0.00%	0	0.00%
0457192													
Vote Center	0	0.00%	0	0.00%	0	0.00%	0	0.00%	132	0	0.00%	0	0.00%
Vote by Mail	0	0.00%	0	0.00%	1	0.12%	4	0.48%	795	0	0.00%	0	0.00%
Remote	0		0		0		0		0	0		0	
Total	0	0.00%	0	0.00%	1	0.10%	4	0.42%	927	0	0.00%	0	0.00%

Precinct	MICHAEL JOSEPH DILGER Qualified Write In		JOHN DOWELL Qualified Write In	
0457117				
Vote Center	0	0.00%	0	0.00%
Vote by Mail	0	0.00%	0	0.00%
Remote	0		0	
Total	0	0.00%	0	0.00%
0457119				
Vote Center	0	0.00%	0	0.00%
Vote by Mail	0	0.00%	0	0.00%
Remote	0		0	
Total	0	0.00%	0	0.00%
0457122				
Vote Center	0	0.00%	0	0.00%
Vote by Mail	0	0.00%	0	0.00%
Remote	0		0	
Total	0	0.00%	0	0.00%
0457187				
Vote Center	0	0.00%	0	0.00%
Vote by Mail	0	0.00%	0	0.00%
Remote	0		0	
Total	0	0.00%	0	0.00%
0457189				
Vote Center	0	0.00%	0	0.00%
Vote by Mail	0	0.00%	0	0.00%
Remote	0		0	
Total	0	0.00%	0	0.00%
0457192				
Vote Center	0	0.00%	0	0.00%
Vote by Mail	0	0.00%	0	0.00%
Remote	0		0	
Total	0	0.00%	0	0.00%

Precinct	Times Cast	Registered Voters
0457195		
Vote Center	32	550
Vote by Mail	244	550
Remote	0	550
Total	276	550
0457197		
Vote Center	7	59
Vote by Mail	26	59
Remote	0	59
Total	33	59
0457203		
Vote Center	141	2,355
Vote by Mail	857	2,355
Remote	0	2,355
Total	998	2,355
0457211		
Vote Center	72	1,350
Vote by Mail	519	1,350
Remote	0	1,350
Total	591	1,350
0457313		
Vote Center	79	2,235
Vote by Mail	736	2,235
Remote	0	2,235
Total	815	2,235
0457315		
Vote Center	149	2,637
Vote by Mail	925	2,637
Remote	0	2,637
Total	1,074	2,637

Precinct	STEVE GARVEY (REP)		DENICE GARY-PANDOL (REP)	
0457195				
Vote Center	20	62.50%	0	0.00%
Vote by Mail	93	38.11%	0	0.00%
Remote	0		0	
Total	113	40.94%	0	0.00%
0457197				
Vote Center	****	****	****	****
Vote by Mail	8	30.77%	0	0.00%
Remote	0		0	
Total	11	33.33%	0	0.00%
0457203				
Vote Center	71	50.35%	0	0.00%
Vote by Mail	314	36.64%	3	0.35%
Remote	0		0	
Total	385	38.58%	3	0.30%
0457211				
Vote Center	35	48.61%	0	0.00%
Vote by Mail	205	39.50%	1	0.19%
Remote	0		0	
Total	240	40.61%	1	0.17%
0457313				
Vote Center	39	49.37%	0	0.00%
Vote by Mail	244	33.15%	1	0.14%
Remote	0		0	
Total	283	34.72%	1	0.12%
0457315				
Vote Center	80	53.69%	0	0.00%
Vote by Mail	314	33.95%	0	0.00%
Remote	0		0	
Total	394	36.69%	0	0.00%

Precinct	LAURA GARZA (NPP)		SEPI GILANI (DEM)		DON J. GRUNDMANN (NPP)		FORREST JONES (AIP)		BARBARA LEE (DEM)		GAIL LIGHTFOOT (LIB)		SARAH SUN LIEW (REP)	
0457195														
Vote Center	0	0.00%	0	0.00%	0	0.00%	0	0.00%	2	6.25%	0	0.00%	0	0.00%
Vote by Mail	0	0.00%	0	0.00%	0	0.00%	0	0.00%	17	6.97%	0	0.00%	1	0.41%
Remote	0		0		0		0		0		0		0	
Total	0	0.00%	0	0.00%	0	0.00%	0	0.00%	19	6.88%	0	0.00%	1	0.36%
0457197														
Vote Center	****	****	****	****	****	****	****	****	****	****	****	****	****	****
Vote by Mail	0	0.00%	0	0.00%	0	0.00%	0	0.00%	2	7.69%	0	0.00%	0	0.00%
Remote	0		0		0		0		0		0		0	
Total	0	0.00%	0	0.00%	0	0.00%	0	0.00%	2	6.06%	0	0.00%	0	0.00%
0457203														
Vote Center	0	0.00%	0	0.00%	0	0.00%	0	0.00%	2	1.42%	2	1.42%	1	0.71%
Vote by Mail	1	0.12%	2	0.23%	2	0.23%	3	0.35%	71	8.28%	9	1.05%	6	0.70%
Remote	0		0		0		0		0		0		0	
Total	1	0.10%	2	0.20%	2	0.20%	3	0.30%	73	7.31%	11	1.10%	7	0.70%
0457211														
Vote Center	0	0.00%	0	0.00%	0	0.00%	0	0.00%	2	2.78%	0	0.00%	0	0.00%
Vote by Mail	0	0.00%	0	0.00%	0	0.00%	3	0.58%	29	5.59%	3	0.58%	3	0.58%
Remote	0		0		0		0		0		0		0	
Total	0	0.00%	0	0.00%	0	0.00%	3	0.51%	31	5.25%	3	0.51%	3	0.51%
0457313														
Vote Center	0	0.00%	0	0.00%	0	0.00%	0	0.00%	8	10.13%	0	0.00%	2	2.53%
Vote by Mail	1	0.14%	4	0.54%	2	0.27%	2	0.27%	54	7.34%	8	1.09%	3	0.41%
Remote	0		0		0		0		0		0		0	
Total	1	0.12%	4	0.49%	2	0.25%	2	0.25%	62	7.61%	8	0.98%	5	0.61%
0457315														
Vote Center	0	0.00%	1	0.67%	0	0.00%	0	0.00%	3	2.01%	0	0.00%	1	0.67%
Vote by Mail	2	0.22%	2	0.22%	1	0.11%	1	0.11%	72	7.78%	4	0.43%	5	0.54%
Remote	0		0		0		0		0		0		0	
Total	2	0.19%	3	0.28%	1	0.09%	1	0.09%	75	6.98%	4	0.37%	6	0.56%

Precinct	SHARLETA BASSETT (REP)		JAMES BRADLEY (REP)		MARTIN VEPRASKAS (REP)		ERIC EARLY (REP)		ADAM B. SCHIFF (DEM)		MAJOR SINGH (NPP)		STEFAN SIMCHOWITZ (REP)	
0457195														
Vote Center	0	0.00%	1	3.13%	0	0.00%	5	15.63%	2	6.25%	0	0.00%	0	0.00%
Vote by Mail	3	1.23%	8	3.28%	0	0.00%	19	7.79%	70	28.69%	0	0.00%	0	0.00%
Remote	0		0		0		0		0		0		0	
Total	3	1.09%	9	3.26%	0	0.00%	24	8.70%	72	26.09%	0	0.00%	0	0.00%
0457197														
Vote Center	****	****	****	****	****	****	****	****	****	****	****	****	****	****
Vote by Mail	0	0.00%	0	0.00%	0	0.00%	4	15.38%	8	30.77%	1	3.85%	0	0.00%
Remote	0		0		0		0		0		0		0	
Total	0	0.00%	0	0.00%	0	0.00%	7	21.21%	9	27.27%	1	3.03%	0	0.00%
0457203														
Vote Center	4	2.84%	5	3.55%	0	0.00%	21	14.89%	22	15.60%	0	0.00%	0	0.00%
Vote by Mail	15	1.75%	16	1.87%	1	0.12%	58	6.77%	186	21.70%	1	0.12%	0	0.00%
Remote	0		0		0		0		0		0		0	
Total	19	1.90%	21	2.10%	1	0.10%	79	7.92%	208	20.84%	1	0.10%	0	0.00%
0457211														
Vote Center	3	4.17%	1	1.39%	0	0.00%	8	11.11%	13	18.06%	0	0.00%	0	0.00%
Vote by Mail	4	0.77%	7	1.35%	2	0.39%	39	7.51%	128	24.66%	0	0.00%	0	0.00%
Remote	0		0		0		0		0		0		0	
Total	7	1.18%	8	1.35%	2	0.34%	47	7.95%	141	23.86%	0	0.00%	0	0.00%
0457313														
Vote Center	0	0.00%	0	0.00%	0	0.00%	3	3.80%	14	17.72%	0	0.00%	0	0.00%
Vote by Mail	9	1.22%	17	2.31%	0	0.00%	64	8.70%	182	24.73%	0	0.00%	1	0.14%
Remote	0		0		0		0		0		0		0	
Total	9	1.10%	17	2.09%	0	0.00%	67	8.22%	196	24.05%	0	0.00%	1	0.12%
0457315														
Vote Center	3	2.01%	4	2.68%	1	0.67%	16	10.74%	27	18.12%	0	0.00%	0	0.00%
Vote by Mail	4	0.43%	17	1.84%	1	0.11%	88	9.51%	246	26.59%	6	0.65%	0	0.00%
Remote	0		0		0		0		0		0		0	
Total	7	0.65%	21	1.96%	2	0.19%	104	9.68%	273	25.42%	6	0.56%	0	0.00%

Precinct	CHRISTINA PASCUCCI (DEM)		DAVID PETERSON (DEM)		PERRY POUND (DEM)		KATIE PORTER (DEM)		DOUGLAS H. PIERCE (DEM)		RAJI RAB (DEM)		MARK RUZON (NPP)	
0457195														
Vote Center	0	0.00%	0	0.00%	0	0.00%	2	6.25%	0	0.00%	0	0.00%	0	0.00%
Vote by Mail	0	0.00%	0	0.00%	0	0.00%	24	9.84%	1	0.41%	0	0.00%	1	0.41%
Remote	0		0		0		0		0		0		0	
Total	0	0.00%	0	0.00%	0	0.00%	26	9.42%	1	0.36%	0	0.00%	1	0.36%
0457197														
Vote Center	****	****	****	****	****	****	****	****	****	****	****	****	****	****
Vote by Mail	0	0.00%	0	0.00%	0	0.00%	2	7.69%	0	0.00%	0	0.00%	0	0.00%
Remote	0		0		0		0		0		0		0	
Total	0	0.00%	0	0.00%	0	0.00%	2	6.06%	0	0.00%	0	0.00%	0	0.00%
0457203														
Vote Center	0	0.00%	1	0.71%	0	0.00%	7	4.96%	0	0.00%	0	0.00%	0	0.00%
Vote by Mail	12	1.40%	0	0.00%	7	0.82%	120	14.00%	1	0.12%	0	0.00%	2	0.23%
Remote	0		0		0		0		0		0		0	
Total	12	1.20%	1	0.10%	7	0.70%	127	12.73%	1	0.10%	0	0.00%	2	0.20%
0457211														
Vote Center	4	5.56%	1	1.39%	0	0.00%	3	4.17%	0	0.00%	0	0.00%	0	0.00%
Vote by Mail	7	1.35%	2	0.39%	2	0.39%	61	11.75%	4	0.77%	0	0.00%	1	0.19%
Remote	0		0		0		0		0		0		0	
Total	11	1.86%	3	0.51%	2	0.34%	64	10.83%	4	0.68%	0	0.00%	1	0.17%
0457313														
Vote Center	1	1.27%	2	2.53%	0	0.00%	9	11.39%	0	0.00%	0	0.00%	0	0.00%
Vote by Mail	7	0.95%	1	0.14%	2	0.27%	111	15.08%	2	0.27%	1	0.14%	1	0.14%
Remote	0		0		0		0		0		0		0	
Total	8	0.98%	3	0.37%	2	0.25%	120	14.72%	2	0.25%	1	0.12%	1	0.12%
0457315														
Vote Center	0	0.00%	1	0.67%	0	0.00%	7	4.70%	1	0.67%	0	0.00%	0	0.00%
Vote by Mail	8	0.86%	2	0.22%	3	0.32%	116	12.54%	0	0.00%	0	0.00%	1	0.11%
Remote	0		0		0		0		0		0		0	
Total	8	0.74%	3	0.28%	3	0.28%	123	11.45%	1	0.09%	0	0.00%	1	0.09%

Precinct	JONATHAN REISS (REP)		JOHN ROSE (DEM)		HARMESH KUMAR (DEM)		JAMES "JIM" MACAULEY (REP)		Total Votes	DANNY FABRICANT Qualified Write In		CARLOS GUILLERMO TAPIA Qualified Write In	
0457195													
Vote Center	0	0.00%	0	0.00%	0	0.00%	0	0.00%	32	0	0.00%	0	0.00%
Vote by Mail	0	0.00%	0	0.00%	0	0.00%	0	0.00%	237	0	0.00%	0	0.00%
Remote	0		0		0		0		0	0		0	
Total	0	0.00%	0	0.00%	0	0.00%	0	0.00%	269	0	0.00%	0	0.00%
0457197													
Vote Center	****	****	****	****	****	****	****	****	****	****	****	****	****
Vote by Mail	0	0.00%	0	0.00%	0	0.00%	0	0.00%	25	0	0.00%	0	0.00%
Remote	0		0		0		0		0	0		0	
Total	0	0.00%	0	0.00%	0	0.00%	0	0.00%	32	0	0.00%	0	0.00%
0457203													
Vote Center	1	0.71%	0	0.00%	0	0.00%	2	1.42%	139	0	0.00%	0	0.00%
Vote by Mail	1	0.12%	2	0.23%	1	0.12%	2	0.23%	836	0	0.00%	0	0.00%
Remote	0		0		0		0		0	0		0	
Total	2	0.20%	2	0.20%	1	0.10%	4	0.40%	975	0	0.00%	0	0.00%
0457211													
Vote Center	1	1.39%	0	0.00%	0	0.00%	0	0.00%	71	0	0.00%	0	0.00%
Vote by Mail	0	0.00%	1	0.19%	1	0.19%	2	0.39%	505	0	0.00%	0	0.00%
Remote	0		0		0		0		0	0		0	
Total	1	0.17%	1	0.17%	1	0.17%	2	0.34%	576	0	0.00%	0	0.00%
0457313													
Vote Center	0	0.00%	0	0.00%	0	0.00%	0	0.00%	78	0	0.00%	0	0.00%
Vote by Mail	0	0.00%	1	0.14%	0	0.00%	1	0.14%	719	0	0.00%	0	0.00%
Remote	0		0		0		0		0	0		0	
Total	0	0.00%	1	0.12%	0	0.00%	1	0.12%	797	0	0.00%	0	0.00%
0457315													
Vote Center	0	0.00%	0	0.00%	0	0.00%	1	0.67%	146	0	0.00%	0	0.00%
Vote by Mail	0	0.00%	0	0.00%	3	0.32%	5	0.54%	901	0	0.00%	0	0.00%
Remote	0		0		0		0		0	0		0	
Total	0	0.00%	0	0.00%	3	0.28%	6	0.56%	1,047	0	0.00%	0	0.00%

Precinct	MICHAEL JOSEPH DILGER Qualified Write In	JOHN DOWELL Qualified Write In		
0457195				
Vote Center	0 0.00%	0 0.00%		
Vote by Mail	0 0.00%	0 0.00%		
Remote	0	0		
Total	0 0.00%	0 0.00%		
0457197				
Vote Center	****	****	****	****
Vote by Mail	0 0.00%	0 0.00%		
Remote	0	0		
Total	0 0.00%	0 0.00%		
0457203				
Vote Center	0 0.00%	0 0.00%		
Vote by Mail	0 0.00%	0 0.00%		
Remote	0	0		
Total	0 0.00%	0 0.00%		
0457211				
Vote Center	0 0.00%	0 0.00%		
Vote by Mail	0 0.00%	0 0.00%		
Remote	0	0		
Total	0 0.00%	0 0.00%		
0457313				
Vote Center	0 0.00%	0 0.00%		
Vote by Mail	0 0.00%	0 0.00%		
Remote	0	0		
Total	0 0.00%	0 0.00%		
0457315				
Vote Center	0 0.00%	0 0.00%		
Vote by Mail	0 0.00%	0 0.00%		
Remote	0	0		
Total	0 0.00%	0 0.00%		

Precinct	Times Cast	Registered Voters
0457399		
Vote Center	18	557
Vote by Mail	283	557
Remote	0	557
Total	301	557
0511258		
Vote Center	165	2,900
Vote by Mail	1,401	2,900
Remote	0	2,900
Total	1,566	2,900
0511579		
Vote Center	101	1,905
Vote by Mail	890	1,905
Remote	0	1,905
Total	991	1,905
0511601		
Vote Center	187	2,153
Vote by Mail	936	2,153
Remote	0	2,153
Total	1,123	2,153
0511605		
Vote Center	251	2,404
Vote by Mail	1,013	2,404
Remote	0	2,404
Total	1,264	2,404
0511611		
Vote Center	111	2,518
Vote by Mail	1,047	2,518
Remote	0	2,518
Total	1,158	2,518

Precinct	STEVE GARVEY (REP)		DENICE GARY-PANDOL (REP)	
0457399				
Vote Center	11	61.11%	0	0.00%
Vote by Mail	122	43.11%	1	0.35%
Remote	0		0	
Total	133	44.19%	1	0.33%
0511258				
Vote Center	109	66.06%	2	1.21%
Vote by Mail	700	49.96%	4	0.29%
Remote	0		0	
Total	809	51.66%	6	0.38%
0511579				
Vote Center	65	64.36%	1	0.99%
Vote by Mail	425	47.75%	3	0.34%
Remote	0		0	
Total	490	49.45%	4	0.40%
0511601				
Vote Center	131	70.05%	1	0.53%
Vote by Mail	449	47.97%	10	1.07%
Remote	0		0	
Total	580	51.65%	11	0.98%
0511605				
Vote Center	180	71.71%	1	0.40%
Vote by Mail	511	50.44%	12	1.18%
Remote	0		0	
Total	691	54.67%	13	1.03%
0511611				
Vote Center	38	34.23%	0	0.00%
Vote by Mail	246	23.50%	2	0.19%
Remote	0		0	
Total	284	24.53%	2	0.17%

Precinct	LAURA GARZA (NPP)		SEPI GILANI (DEM)		DON J. GRUNDMANN (NPP)		FORREST JONES (AIP)		BARBARA LEE (DEM)		GAIL LIGHTFOOT (LIB)		SARAH SUN LIEW (REP)	
0457399														
Vote Center	0	0.00%	0	0.00%	0	0.00%	0	0.00%	4	22.22%	0	0.00%	0	0.00%
Vote by Mail	0	0.00%	0	0.00%	0	0.00%	0	0.00%	13	4.59%	2	0.71%	0	0.00%
Remote	0		0		0		0		0		0		0	
Total	0	0.00%	0	0.00%	0	0.00%	0	0.00%	17	5.65%	2	0.66%	0	0.00%
0511258														
Vote Center	0	0.00%	0	0.00%	0	0.00%	0	0.00%	3	1.82%	1	0.61%	0	0.00%
Vote by Mail	1	0.07%	8	0.57%	4	0.29%	5	0.36%	43	3.07%	16	1.14%	3	0.21%
Remote	0		0		0		0		0		0		0	
Total	1	0.06%	8	0.51%	4	0.26%	5	0.32%	46	2.94%	17	1.09%	3	0.19%
0511579														
Vote Center	0	0.00%	1	0.99%	1	0.99%	0	0.00%	1	0.99%	1	0.99%	0	0.00%
Vote by Mail	2	0.22%	3	0.34%	3	0.34%	2	0.22%	51	5.73%	3	0.34%	1	0.11%
Remote	0		0		0		0		0		0		0	
Total	2	0.20%	4	0.40%	4	0.40%	2	0.20%	52	5.25%	4	0.40%	1	0.10%
0511601														
Vote Center	1	0.53%	1	0.53%	0	0.00%	1	0.53%	2	1.07%	0	0.00%	1	0.53%
Vote by Mail	2	0.21%	1	0.11%	1	0.11%	2	0.21%	27	2.88%	7	0.75%	3	0.32%
Remote	0		0		0		0		0		0		0	
Total	3	0.27%	2	0.18%	1	0.09%	3	0.27%	29	2.58%	7	0.62%	4	0.36%
0511605														
Vote Center	2	0.80%	1	0.40%	0	0.00%	0	0.00%	3	1.20%	3	1.20%	1	0.40%
Vote by Mail	5	0.49%	1	0.10%	0	0.00%	6	0.59%	24	2.37%	11	1.09%	0	0.00%
Remote	0		0		0		0		0		0		0	
Total	7	0.55%	2	0.16%	0	0.00%	6	0.47%	27	2.14%	14	1.11%	1	0.08%
0511611														
Vote Center	0	0.00%	1	0.90%	0	0.00%	0	0.00%	13	11.71%	2	1.80%	1	0.90%
Vote by Mail	0	0.00%	4	0.38%	0	0.00%	2	0.19%	81	7.74%	13	1.24%	0	0.00%
Remote	0		0		0		0		0		0		0	
Total	0	0.00%	5	0.43%	0	0.00%	2	0.17%	94	8.12%	15	1.30%	1	0.09%

Precinct	SHARLETA BASSETT (REP)		JAMES BRADLEY (REP)		MARTIN VEPRASKAS (REP)		ERIC EARLY (REP)		ADAM B. SCHIFF (DEM)		MAJOR SINGH (NPP)		STEFAN SIMCHOWITZ (REP)	
0457399														
Vote Center	0	0.00%	0	0.00%	0	0.00%	1	5.56%	2	11.11%	0	0.00%	0	0.00%
Vote by Mail	0	0.00%	7	2.47%	0	0.00%	23	8.13%	65	22.97%	1	0.35%	0	0.00%
Remote	0		0		0		0		0		0		0	
Total	0	0.00%	7	2.33%	0	0.00%	24	7.97%	67	22.26%	1	0.33%	0	0.00%
0511258														
Vote Center	6	3.64%	2	1.21%	0	0.00%	16	9.70%	14	8.48%	0	0.00%	0	0.00%
Vote by Mail	12	0.86%	13	0.93%	0	0.00%	113	8.07%	321	22.91%	2	0.14%	0	0.00%
Remote	0		0		0		0		0		0		0	
Total	18	1.15%	15	0.96%	0	0.00%	129	8.24%	335	21.39%	2	0.13%	0	0.00%
0511579														
Vote Center	3	2.97%	1	0.99%	0	0.00%	5	4.95%	11	10.89%	0	0.00%	0	0.00%
Vote by Mail	11	1.24%	8	0.90%	0	0.00%	60	6.74%	189	21.24%	2	0.22%	1	0.11%
Remote	0		0		0		0		0		0		0	
Total	14	1.41%	9	0.91%	0	0.00%	65	6.56%	200	20.18%	2	0.20%	1	0.10%
0511601														
Vote Center	1	0.53%	1	0.53%	0	0.00%	27	14.44%	9	4.81%	0	0.00%	0	0.00%
Vote by Mail	10	1.07%	16	1.71%	0	0.00%	96	10.26%	203	21.69%	0	0.00%	0	0.00%
Remote	0		0		0		0		0		0		0	
Total	11	0.98%	17	1.51%	0	0.00%	123	10.95%	212	18.88%	0	0.00%	0	0.00%
0511605														
Vote Center	3	1.20%	3	1.20%	0	0.00%	25	9.96%	18	7.17%	0	0.00%	0	0.00%
Vote by Mail	10	0.99%	18	1.78%	1	0.10%	80	7.90%	207	20.43%	0	0.00%	0	0.00%
Remote	0		0		0		0		0		0		0	
Total	13	1.03%	21	1.66%	1	0.08%	105	8.31%	225	17.80%	0	0.00%	0	0.00%
0511611														
Vote Center	0	0.00%	0	0.00%	0	0.00%	3	2.70%	36	32.43%	0	0.00%	1	0.90%
Vote by Mail	2	0.19%	2	0.19%	1	0.10%	35	3.34%	449	42.88%	0	0.00%	0	0.00%
Remote	0		0		0		0		0		0		0	
Total	2	0.17%	2	0.17%	1	0.09%	38	3.28%	485	41.88%	0	0.00%	1	0.09%

Precinct	CHRISTINA PASCUCCI (DEM)		DAVID PETERSON (DEM)		PERRY POUND (DEM)		KATIE PORTER (DEM)		DOUGLAS H. PIERCE (DEM)		RAJI RAB (DEM)		MARK RUZON (NPP)	
0457399														
Vote Center	0	0.00%	0	0.00%	0	0.00%	0	0.00%	0	0.00%	0	0.00%	0	0.00%
Vote by Mail	1	0.35%	0	0.00%	1	0.35%	37	13.07%	0	0.00%	0	0.00%	0	0.00%
Remote	0		0		0		0		0		0		0	
Total	1	0.33%	0	0.00%	1	0.33%	37	12.29%	0	0.00%	0	0.00%	0	0.00%
0511258														
Vote Center	0	0.00%	0	0.00%	0	0.00%	8	4.85%	0	0.00%	0	0.00%	1	0.61%
Vote by Mail	2	0.14%	0	0.00%	2	0.14%	112	7.99%	3	0.21%	0	0.00%	3	0.21%
Remote	0		0		0		0		0		0		0	
Total	2	0.13%	0	0.00%	2	0.13%	120	7.66%	3	0.19%	0	0.00%	4	0.26%
0511579														
Vote Center	0	0.00%	0	0.00%	0	0.00%	8	7.92%	0	0.00%	0	0.00%	1	0.99%
Vote by Mail	3	0.34%	1	0.11%	1	0.11%	92	10.34%	0	0.00%	1	0.11%	2	0.22%
Remote	0		0		0		0		0		0		0	
Total	3	0.30%	1	0.10%	1	0.10%	100	10.09%	0	0.00%	1	0.10%	3	0.30%
0511601														
Vote Center	0	0.00%	0	0.00%	0	0.00%	7	3.74%	1	0.53%	0	0.00%	1	0.53%
Vote by Mail	0	0.00%	1	0.11%	3	0.32%	73	7.80%	3	0.32%	0	0.00%	0	0.00%
Remote	0		0		0		0		0		0		0	
Total	0	0.00%	1	0.09%	3	0.27%	80	7.12%	4	0.36%	0	0.00%	1	0.09%
0511605														
Vote Center	0	0.00%	0	0.00%	0	0.00%	7	2.79%	1	0.40%	0	0.00%	0	0.00%
Vote by Mail	4	0.39%	1	0.10%	3	0.30%	77	7.60%	2	0.20%	1	0.10%	6	0.59%
Remote	0		0		0		0		0		0		0	
Total	4	0.32%	1	0.08%	3	0.24%	84	6.65%	3	0.24%	1	0.08%	6	0.47%
0511611														
Vote Center	0	0.00%	0	0.00%	1	0.90%	13	11.71%	0	0.00%	0	0.00%	0	0.00%
Vote by Mail	4	0.38%	0	0.00%	3	0.29%	169	16.14%	0	0.00%	1	0.10%	0	0.00%
Remote	0		0		0		0		0		0		0	
Total	4	0.35%	0	0.00%	4	0.35%	182	15.72%	0	0.00%	1	0.09%	0	0.00%

Precinct	JONATHAN REISS (REP)		JOHN ROSE (DEM)		HARMESH KUMAR (DEM)		JAMES "JIM" MACAULEY (REP)		Total Votes	DANNY FABRICANT Qualified Write In		CARLOS GUILLERMO TAPIA Qualified Write In	
0457399													
Vote Center	0	0.00%	0	0.00%	0	0.00%	0	0.00%	18	0	0.00%	0	0.00%
Vote by Mail	0	0.00%	0	0.00%	0	0.00%	5	1.77%	278	0	0.00%	0	0.00%
Remote	0		0		0		0		0	0		0	
Total	0	0.00%	0	0.00%	0	0.00%	5	1.66%	296	0	0.00%	0	0.00%
0511258													
Vote Center	0	0.00%	0	0.00%	0	0.00%	2	1.21%	164	0	0.00%	0	0.00%
Vote by Mail	0	0.00%	0	0.00%	0	0.00%	2	0.14%	1,369	0	0.00%	0	0.00%
Remote	0		0		0		0		0	0		0	
Total	0	0.00%	0	0.00%	0	0.00%	4	0.26%	1,533	0	0.00%	0	0.00%
0511579													
Vote Center	0	0.00%	0	0.00%	0	0.00%	0	0.00%	99	0	0.00%	0	0.00%
Vote by Mail	2	0.22%	0	0.00%	0	0.00%	1	0.11%	867	0	0.00%	0	0.00%
Remote	0		0		0		0		0	0		0	
Total	2	0.20%	0	0.00%	0	0.00%	1	0.10%	966	0	0.00%	0	0.00%
0511601													
Vote Center	0	0.00%	0	0.00%	0	0.00%	0	0.00%	185	0	0.00%	0	0.00%
Vote by Mail	2	0.21%	0	0.00%	1	0.11%	4	0.43%	914	0	0.00%	0	0.00%
Remote	0		0		0		0		0	0		0	
Total	2	0.18%	0	0.00%	1	0.09%	4	0.36%	1,099	0	0.00%	0	0.00%
0511605													
Vote Center	0	0.00%	0	0.00%	0	0.00%	0	0.00%	248	0	0.00%	0	0.00%
Vote by Mail	2	0.20%	0	0.00%	1	0.10%	7	0.69%	990	0	0.00%	0	0.00%
Remote	0		0		0		0		0	0		0	
Total	2	0.16%	0	0.00%	1	0.08%	7	0.55%	1,238	0	0.00%	0	0.00%
0511611													
Vote Center	0	0.00%	0	0.00%	0	0.00%	0	0.00%	109	0	0.00%	0	0.00%
Vote by Mail	0	0.00%	1	0.10%	0	0.00%	3	0.29%	1,018	0	0.00%	0	0.00%
Remote	0		0		0		0		0	0		0	
Total	0	0.00%	1	0.09%	0	0.00%	3	0.26%	1,127	0	0.00%	0	0.00%

Precinct	MICHAEL JOSEPH DILGER Qualified Write In		JOHN DOWELL Qualified Write In	
0457399				
Vote Center	0	0.00%	0	0.00%
Vote by Mail	0	0.00%	0	0.00%
Remote	0		0	
Total	0	0.00%	0	0.00%
0511258				
Vote Center	0	0.00%	0	0.00%
Vote by Mail	0	0.00%	0	0.00%
Remote	0		0	
Total	0	0.00%	0	0.00%
0511579				
Vote Center	0	0.00%	0	0.00%
Vote by Mail	0	0.00%	0	0.00%
Remote	0		0	
Total	0	0.00%	0	0.00%
0511601				
Vote Center	0	0.00%	0	0.00%
Vote by Mail	0	0.00%	0	0.00%
Remote	0		0	
Total	0	0.00%	0	0.00%
0511605				
Vote Center	0	0.00%	0	0.00%
Vote by Mail	0	0.00%	0	0.00%
Remote	0		0	
Total	0	0.00%	0	0.00%
0511611				
Vote Center	0	0.00%	0	0.00%
Vote by Mail	0	0.00%	0	0.00%
Remote	0		0	
Total	0	0.00%	0	0.00%

Precinct	Times Cast	Registered Voters
0511618		
Vote Center	224	2,723
Vote by Mail	1,128	2,723
Remote	0	2,723
Total	1,352	2,723
0511702		
Vote Center	5	91
Vote by Mail	35	91
Remote	0	91
Total	40	91
0511926		
Vote Center	182	2,687
Vote by Mail	1,054	2,687
Remote	0	2,687
Total	1,236	2,687
0511951		
Vote Center	143	2,028
Vote by Mail	629	2,028
Remote	0	2,028
Total	772	2,028
0511956		
Vote Center	6	625
Vote by Mail	246	625
Remote	0	625
Total	252	625
0511965		
Vote Center	13	671
Vote by Mail	319	671
Remote	0	671
Total	332	671

Precinct	STEVE GARVEY (REP)		DENICE GARY-PANDOL (REP)	
0511618				
Vote Center	147	65.63%	1	0.45%
Vote by Mail	486	43.09%	6	0.53%
Remote	0		0	
Total	633	46.82%	7	0.52%
0511702				
Vote Center	****	****	****	****
Vote by Mail	16	45.71%	0	0.00%
Remote	0		0	
Total	18	45.00%	0	0.00%
0511926				
Vote Center	53	29.12%	0	0.00%
Vote by Mail	196	18.60%	1	0.09%
Remote	0		0	
Total	249	20.15%	1	0.08%
0511951				
Vote Center	37	25.87%	0	0.00%
Vote by Mail	109	17.33%	1	0.16%
Remote	0		0	
Total	146	18.91%	1	0.13%
0511956				
Vote Center	****	****	****	****
Vote by Mail	79	32.11%	0	0.00%
Remote	0		0	
Total	80	31.75%	0	0.00%
0511965				
Vote Center	6	46.15%	0	0.00%
Vote by Mail	48	15.05%	0	0.00%
Remote	0		0	
Total	54	16.27%	0	0.00%

Precinct	LAURA GARZA (NPP)		SEPI GILANI (DEM)		DON J. GRUNDMANN (NPP)		FORREST JONES (AIP)		BARBARA LEE (DEM)		GAIL LIGHTFOOT (LIB)		SARAH SUN LIEW (REP)	
0511618														
Vote Center	0	0.00%	0	0.00%	2	0.89%	0	0.00%	5	2.23%	4	1.79%	0	0.00%
Vote by Mail	4	0.35%	2	0.18%	2	0.18%	1	0.09%	58	5.14%	6	0.53%	1	0.09%
Remote	0		0		0		0		0		0		0	
Total	4	0.30%	2	0.15%	4	0.30%	1	0.07%	63	4.66%	10	0.74%	1	0.07%
0511702														
Vote Center	****	****	****	****	****	****	****	****	****	****	****	****	****	****
Vote by Mail	0	0.00%	0	0.00%	0	0.00%	0	0.00%	3	8.57%	0	0.00%	0	0.00%
Remote	0		0		0		0		0		0		0	
Total	0	0.00%	0	0.00%	0	0.00%	0	0.00%	3	7.50%	0	0.00%	0	0.00%
0511926														
Vote Center	0	0.00%	3	1.65%	0	0.00%	2	1.10%	12	6.59%	2	1.10%	0	0.00%
Vote by Mail	1	0.09%	8	0.76%	0	0.00%	7	0.66%	72	6.83%	16	1.52%	0	0.00%
Remote	0		0		0		0		0		0		0	
Total	1	0.08%	11	0.89%	0	0.00%	9	0.73%	84	6.80%	18	1.46%	0	0.00%
0511951														
Vote Center	3	2.10%	2	1.40%	0	0.00%	1	0.70%	14	9.79%	5	3.50%	0	0.00%
Vote by Mail	2	0.32%	7	1.11%	2	0.32%	2	0.32%	79	12.56%	11	1.75%	0	0.00%
Remote	0		0		0		0		0		0		0	
Total	5	0.65%	9	1.17%	2	0.26%	3	0.39%	93	12.05%	16	2.07%	0	0.00%
0511956														
Vote Center	****	****	****	****	****	****	****	****	****	****	****	****	****	****
Vote by Mail	0	0.00%	3	1.22%	0	0.00%	0	0.00%	18	7.32%	1	0.41%	0	0.00%
Remote	0		0		0		0		0		0		0	
Total	0	0.00%	3	1.19%	0	0.00%	0	0.00%	19	7.54%	1	0.40%	0	0.00%
0511965														
Vote Center	0	0.00%	0	0.00%	0	0.00%	0	0.00%	0	0.00%	0	0.00%	0	0.00%
Vote by Mail	0	0.00%	2	0.63%	1	0.31%	0	0.00%	35	10.97%	1	0.31%	0	0.00%
Remote	0		0		0		0		0		0		0	
Total	0	0.00%	2	0.60%	1	0.30%	0	0.00%	35	10.54%	1	0.30%	0	0.00%

Precinct	SHARLETA BASSETT (REP)		JAMES BRADLEY (REP)		MARTIN VEPRASKAS (REP)		ERIC EARLY (REP)		ADAM B. SCHIFF (DEM)		MAJOR SINGH (NPP)		STEFAN SIMCHOWITZ (REP)	
0511618														
Vote Center	4	1.79%	3	1.34%	0	0.00%	21	9.38%	18	8.04%	0	0.00%	0	0.00%
Vote by Mail	17	1.51%	9	0.80%	1	0.09%	119	10.55%	274	24.29%	0	0.00%	1	0.09%
Remote	0		0		0		0		0		0		0	
Total	21	1.55%	12	0.89%	1	0.07%	140	10.36%	292	21.60%	0	0.00%	1	0.07%
0511702														
Vote Center	****	****	****	****	****	****	****	****	****	****	****	****	****	****
Vote by Mail	0	0.00%	2	5.71%	0	0.00%	1	2.86%	9	25.71%	0	0.00%	0	0.00%
Remote	0		0		0		0		0		0		0	
Total	1	2.50%	2	5.00%	0	0.00%	1	2.50%	11	27.50%	0	0.00%	0	0.00%
0511926														
Vote Center	3	1.65%	0	0.00%	0	0.00%	7	3.85%	58	31.87%	0	0.00%	0	0.00%
Vote by Mail	2	0.19%	2	0.19%	0	0.00%	28	2.66%	490	46.49%	3	0.28%	0	0.00%
Remote	0		0		0		0		0		0		0	
Total	5	0.40%	2	0.16%	0	0.00%	35	2.83%	548	44.34%	3	0.24%	0	0.00%
0511951														
Vote Center	1	0.70%	2	1.40%	0	0.00%	5	3.50%	42	29.37%	0	0.00%	0	0.00%
Vote by Mail	3	0.48%	3	0.48%	0	0.00%	22	3.50%	255	40.54%	0	0.00%	0	0.00%
Remote	0		0		0		0		0		0		0	
Total	4	0.52%	5	0.65%	0	0.00%	27	3.50%	297	38.47%	0	0.00%	0	0.00%
0511956														
Vote Center	****	****	****	****	****	****	****	****	****	****	****	****	****	****
Vote by Mail	0	0.00%	2	0.81%	0	0.00%	5	2.03%	104	42.28%	0	0.00%	0	0.00%
Remote	0		0		0		0		0		0		0	
Total	0	0.00%	2	0.79%	0	0.00%	5	1.98%	105	41.67%	0	0.00%	0	0.00%
0511965														
Vote Center	0	0.00%	0	0.00%	0	0.00%	3	23.08%	3	23.08%	0	0.00%	0	0.00%
Vote by Mail	1	0.31%	2	0.63%	0	0.00%	9	2.82%	142	44.51%	0	0.00%	1	0.31%
Remote	0		0		0		0		0		0		0	
Total	1	0.30%	2	0.60%	0	0.00%	12	3.61%	145	43.67%	0	0.00%	1	0.30%

Precinct	CHRISTINA PASCUCCI (DEM)		DAVID PETERSON (DEM)		PERRY POUND (DEM)		KATIE PORTER (DEM)		DOUGLAS H. PIERCE (DEM)		RAJI RAB (DEM)		MARK RUZON (NPP)	
0511618														
Vote Center	0	0.00%	1	0.45%	0	0.00%	10	4.46%	1	0.45%	0	0.00%	0	0.00%
Vote by Mail	4	0.35%	1	0.09%	2	0.18%	108	9.57%	1	0.09%	1	0.09%	0	0.00%
Remote	0		0		0		0		0		0		0	
Total	4	0.30%	2	0.15%	2	0.15%	118	8.73%	2	0.15%	1	0.07%	0	0.00%
0511702														
Vote Center	****	****	****	****	****	****	****	****	****	****	****	****	****	****
Vote by Mail	0	0.00%	0	0.00%	0	0.00%	3	8.57%	0	0.00%	0	0.00%	0	0.00%
Remote	0		0		0		0		0		0		0	
Total	0	0.00%	0	0.00%	0	0.00%	3	7.50%	0	0.00%	0	0.00%	0	0.00%
0511926														
Vote Center	0	0.00%	0	0.00%	0	0.00%	36	19.78%	0	0.00%	0	0.00%	0	0.00%
Vote by Mail	5	0.47%	0	0.00%	2	0.19%	181	17.17%	1	0.09%	0	0.00%	2	0.19%
Remote	0		0		0		0		0		0		0	
Total	5	0.40%	0	0.00%	2	0.16%	217	17.56%	1	0.08%	0	0.00%	2	0.16%
0511951														
Vote Center	0	0.00%	1	0.70%	0	0.00%	27	18.88%	0	0.00%	0	0.00%	0	0.00%
Vote by Mail	4	0.64%	2	0.32%	1	0.16%	104	16.53%	0	0.00%	2	0.32%	2	0.32%
Remote	0		0		0		0		0		0		0	
Total	4	0.52%	3	0.39%	1	0.13%	131	16.97%	0	0.00%	2	0.26%	2	0.26%
0511956														
Vote Center	****	****	****	****	****	****	****	****	****	****	****	****	****	****
Vote by Mail	2	0.81%	0	0.00%	3	1.22%	27	10.98%	0	0.00%	0	0.00%	0	0.00%
Remote	0		0		0		0		0		0		0	
Total	3	1.19%	0	0.00%	3	1.19%	29	11.51%	0	0.00%	0	0.00%	0	0.00%
0511965														
Vote Center	0	0.00%	0	0.00%	0	0.00%	1	7.69%	0	0.00%	0	0.00%	0	0.00%
Vote by Mail	0	0.00%	0	0.00%	0	0.00%	69	21.63%	0	0.00%	0	0.00%	0	0.00%
Remote	0		0		0		0		0		0		0	
Total	0	0.00%	0	0.00%	0	0.00%	70	21.08%	0	0.00%	0	0.00%	0	0.00%

Precinct	JONATHAN REISS (REP)		JOHN ROSE (DEM)		HARMESH KUMAR (DEM)		JAMES "JIM" MACAULEY (REP)		Total Votes	DANNY FABRICANT Qualified Write In		CARLOS GUILLERMO TAPIA Qualified Write In	
0511618													
Vote Center	1	0.45%	0	0.00%	0	0.00%	3	1.34%	221	0	0.00%	0	0.00%
Vote by Mail	0	0.00%	0	0.00%	0	0.00%	4	0.35%	1,108	0	0.00%	0	0.00%
Remote	0		0		0		0		0	0		0	
Total	1	0.07%	0	0.00%	0	0.00%	7	0.52%	1,329	0	0.00%	0	0.00%
0511702													
Vote Center	****	****	****	****	****	****	****	****	****	****	****	****	****
Vote by Mail	0	0.00%	0	0.00%	0	0.00%	0	0.00%	34	0	0.00%	0	0.00%
Remote	0		0		0		0		0	0		0	
Total	0	0.00%	0	0.00%	0	0.00%	0	0.00%	39	0	0.00%	0	0.00%
0511926													
Vote Center	0	0.00%	0	0.00%	0	0.00%	0	0.00%	176	0	0.00%	0	0.00%
Vote by Mail	1	0.09%	1	0.09%	0	0.00%	1	0.09%	1,020	0	0.00%	0	0.00%
Remote	0		0		0		0		0	0		0	
Total	1	0.08%	1	0.08%	0	0.00%	1	0.08%	1,196	0	0.00%	0	0.00%
0511951													
Vote Center	1	0.70%	0	0.00%	0	0.00%	0	0.00%	141	0	0.00%	0	0.00%
Vote by Mail	0	0.00%	3	0.48%	0	0.00%	0	0.00%	614	0	0.00%	0	0.00%
Remote	0		0		0		0		0	0		0	
Total	1	0.13%	3	0.39%	0	0.00%	0	0.00%	755	0	0.00%	0	0.00%
0511956													
Vote Center	****	****	****	****	****	****	****	****	****	****	****	****	****
Vote by Mail	0	0.00%	0	0.00%	0	0.00%	0	0.00%	244	0	0.00%	0	0.00%
Remote	0		0		0		0		0	0		0	
Total	0	0.00%	0	0.00%	0	0.00%	0	0.00%	250	0	0.00%	0	0.00%
0511965													
Vote Center	0	0.00%	0	0.00%	0	0.00%	0	0.00%	13	0	0.00%	0	0.00%
Vote by Mail	0	0.00%	0	0.00%	1	0.31%	0	0.00%	312	0	0.00%	0	0.00%
Remote	0		0		0		0		0	0		0	
Total	0	0.00%	0	0.00%	1	0.30%	0	0.00%	325	0	0.00%	0	0.00%

Precinct	MICHAEL JOSEPH DILGER Qualified Write In	JOHN DOWELL Qualified Write In		
0511618				
Vote Center	0	0.00%	0	0.00%
Vote by Mail	0	0.00%	0	0.00%
Remote	0		0	
Total	0	0.00%	0	0.00%
0511702				
Vote Center	****	****	****	****
Vote by Mail	0	0.00%	0	0.00%
Remote	0		0	
Total	0	0.00%	0	0.00%
0511926				
Vote Center	0	0.00%	0	0.00%
Vote by Mail	0	0.00%	0	0.00%
Remote	0		0	
Total	0	0.00%	0	0.00%
0511951				
Vote Center	0	0.00%	0	0.00%
Vote by Mail	0	0.00%	0	0.00%
Remote	0		0	
Total	0	0.00%	0	0.00%
0511956				
Vote Center	****	****	****	****
Vote by Mail	0	0.00%	0	0.00%
Remote	0		0	
Total	0	0.00%	0	0.00%
0511965				
Vote Center	0	0.00%	0	0.00%
Vote by Mail	0	0.00%	0	0.00%
Remote	0		0	
Total	0	0.00%	0	0.00%

Precinct	Times Cast	Registered Voters
0513001		
Vote Center	76	1,161
Vote by Mail	438	1,161
Remote	0	1,161
Total	514	1,161
0513002		
Vote Center	0	0
Vote by Mail	0	0
Remote	0	0
Total	0	0
0513003		
Vote Center	0	0
Vote by Mail	0	0
Remote	0	0
Total	0	0
0551241		
Vote Center		17
Vote by Mail		17
Remote		17
Total		17
0551251		
Vote Center	5	154
Vote by Mail	81	154
Remote	0	154
Total	86	154
0551267		
Vote Center		3
Vote by Mail		3
Remote		3
Total		3


Precinct	STEVE GARVEY (REP)		DENICE GARY-PANDOL (REP)	
0513001				
Vote Center	46	60.53%	0	0.00%
Vote by Mail	158	36.07%	4	0.91%
Remote	0		0	
Total	204	39.69%	4	0.78%
0513002				
Vote Center	0		0	
Vote by Mail	0		0	
Remote	0		0	
Total	0		0	
0513003				
Vote Center	0		0	
Vote by Mail	0		0	
Remote	0		0	
Total	0		0	
0551241				
Vote Center	****	****	****	****
Vote by Mail	****	****	****	****
Remote	0		0	
Total	****	****	****	****
0551251				
Vote Center	****	****	****	****
Vote by Mail	31	38.27%	0	0.00%
Remote	0		0	
Total	33	38.37%	0	0.00%
0551267				
Vote Center				
Vote by Mail				
Remote				
Total				

Precinct	LAURA GARZA (NPP)		SEPI GILANI (DEM)		DON J. GRUNDMANN (NPP)		FORREST JONES (AIP)		BARBARA LEE (DEM)		GAIL LIGHTFOOT (LIB)		SARAH SUN LIEW (REP)	
0513001														
Vote Center	0	0.00%	0	0.00%	0	0.00%	0	0.00%	0	0.00%	3	3.95%	1	1.32%
Vote by Mail	4	0.91%	1	0.23%	0	0.00%	2	0.46%	25	5.71%	4	0.91%	3	0.68%
Remote	0		0		0		0		0		0		0	
Total	4	0.78%	1	0.19%	0	0.00%	2	0.39%	25	4.86%	7	1.36%	4	0.78%
0513002														
Vote Center	0		0		0		0		0		0		0	
Vote by Mail	0		0		0		0		0		0		0	
Remote	0		0		0		0		0		0		0	
Total	0		0		0		0		0		0		0	
0513003														
Vote Center	0		0		0		0		0		0		0	
Vote by Mail	0		0		0		0		0		0		0	
Remote	0		0		0		0		0		0		0	
Total	0		0		0		0		0		0		0	
0551241														
Vote Center	****	****	****	****	****	****	****	****	****	****	****	****	****	****
Vote by Mail	****	****	****	****	****	****	****	****	****	****	****	****	****	****
Remote	0		0		0		0		0		0		0	
Total	****	****	****	****	****	****	****	****	****	****	****	****	****	****
0551251														
Vote Center	****	****	****	****	****	****	****	****	****	****	****	****	****	****
Vote by Mail	0	0.00%	1	1.23%	0	0.00%	0	0.00%	3	3.70%	1	1.23%	1	1.23%
Remote	0		0		0		0		0		0		0	
Total	0	0.00%	1	1.16%	0	0.00%	0	0.00%	3	3.49%	1	1.16%	1	1.16%
0551267														
Vote Center	[REDACTED]													
Vote by Mail														
Remote														
Total														

Precinct	SHARLETA BASSETT (REP)		JAMES BRADLEY (REP)		MARTIN VEPRASKAS (REP)		ERIC EARLY (REP)		ADAM B. SCHIFF (DEM)		MAJOR SINGH (NPP)		STEFAN SIMCHOWITZ (REP)	
0513001														
Vote Center	0	0.00%	0	0.00%	0	0.00%	12	15.79%	7	9.21%	0	0.00%	0	0.00%
Vote by Mail	11	2.51%	1	0.23%	1	0.23%	35	7.99%	117	26.71%	1	0.23%	0	0.00%
Remote	0		0		0		0		0		0		0	
Total	11	2.14%	1	0.19%	1	0.19%	47	9.14%	124	24.12%	1	0.19%	0	0.00%
0513002														
Vote Center	0		0		0		0		0		0		0	
Vote by Mail	0		0		0		0		0		0		0	
Remote	0		0		0		0		0		0		0	
Total	0		0		0		0		0		0		0	
0513003														
Vote Center	0		0		0		0		0		0		0	
Vote by Mail	0		0		0		0		0		0		0	
Remote	0		0		0		0		0		0		0	
Total	0		0		0		0		0		0		0	
0551241														
Vote Center	****	****	****	****	****	****	****	****	****	****	****	****	****	****
Vote by Mail	****	****	****	****	****	****	****	****	****	****	****	****	****	****
Remote	0		0		0		0		0		0		0	
Total	****	****	****	****	****	****	****	****	****	****	****	****	****	****
0551251														
Vote Center	****	****	****	****	****	****	****	****	****	****	****	****	****	****
Vote by Mail	2	2.47%	1	1.23%	0	0.00%	7	8.64%	20	24.69%	0	0.00%	0	0.00%
Remote	0		0		0		0		0		0		0	
Total	3	3.49%	1	1.16%	0	0.00%	9	10.47%	20	23.26%	0	0.00%	0	0.00%
0551267														
Vote Center	[REDACTED]													
Vote by Mail	[REDACTED]													
Remote	[REDACTED]													
Total	[REDACTED]													

Precinct	CHRISTINA PASCUCCI (DEM)		DAVID PETERSON (DEM)		PERRY POUND (DEM)		KATIE PORTER (DEM)		DOUGLAS H. PIERCE (DEM)		RAJI RAB (DEM)		MARK RUZON (NPP)	
0513001														
Vote Center	0	0.00%	0	0.00%	0	0.00%	3	3.95%	1	1.32%	0	0.00%	0	0.00%
Vote by Mail	1	0.23%	0	0.00%	3	0.68%	51	11.64%	1	0.23%	0	0.00%	0	0.00%
Remote	0		0		0		0		0		0		0	
Total	1	0.19%	0	0.00%	3	0.58%	54	10.51%	2	0.39%	0	0.00%	0	0.00%
0513002														
Vote Center	0		0		0		0		0		0		0	
Vote by Mail	0		0		0		0		0		0		0	
Remote	0		0		0		0		0		0		0	
Total	0		0		0		0		0		0		0	
0513003														
Vote Center	0		0		0		0		0		0		0	
Vote by Mail	0		0		0		0		0		0		0	
Remote	0		0		0		0		0		0		0	
Total	0		0		0		0		0		0		0	
0551241														
Vote Center	****	****	****	****	****	****	****	****	****	****	****	****	****	****
Vote by Mail	****	****	****	****	****	****	****	****	****	****	****	****	****	****
Remote	0		0		0		0		0		0		0	
Total	****	****	****	****	****	****	****	****	****	****	****	****	****	****
0551251														
Vote Center	****	****	****	****	****	****	****	****	****	****	****	****	****	****
Vote by Mail	0	0.00%	0	0.00%	0	0.00%	10	12.35%	0	0.00%	0	0.00%	0	0.00%
Remote	0		0		0		0		0		0		0	
Total	0	0.00%	0	0.00%	0	0.00%	10	11.63%	0	0.00%	0	0.00%	0	0.00%
0551267														
Vote Center	[REDACTED]													
Vote by Mail	[REDACTED]													
Remote	[REDACTED]													
Total	[REDACTED]													

Precinct	JONATHAN REISS (REP)		JOHN ROSE (DEM)		HARMESH KUMAR (DEM)		JAMES "JIM" MACAULEY (REP)		Total Votes	DANNY FABRICANT Qualified Write In		CARLOS GUILLERMO TAPIA Qualified Write In	
0513001													
Vote Center	0	0.00%	0	0.00%	0	0.00%	0	0.00%	73	0	0.00%	0	0.00%
Vote by Mail	0	0.00%	0	0.00%	1	0.23%	3	0.68%	427	0	0.00%	0	0.00%
Remote	0		0		0		0		0	0		0	
Total	0	0.00%	0	0.00%	1	0.19%	3	0.58%	500	0	0.00%	0	0.00%
0513002													
Vote Center	0		0		0		0		0	0		0	
Vote by Mail	0		0		0		0		0	0		0	
Remote	0		0		0		0		0	0		0	
Total	0		0		0		0		0	0		0	
0513003													
Vote Center	0		0		0		0		0	0		0	
Vote by Mail	0		0		0		0		0	0		0	
Remote	0		0		0		0		0	0		0	
Total	0		0		0		0		0	0		0	
0551241													
Vote Center	****	****	****	****	****	****	****	****	****	****	****	****	****
Vote by Mail	****	****	****	****	****	****	****	****	****	****	****	****	****
Remote	0		0		0		0		0	0		0	
Total	****	****	****	****	****	****	****	****	****	****	****	****	****
0551251													
Vote Center	****	****	****	****	****	****	****	****	****	****	****	****	****
Vote by Mail	0	0.00%	0	0.00%	0	0.00%	0	0.00%	77	0	0.00%	0	0.00%
Remote	0		0		0		0		0	0		0	
Total	0	0.00%	0	0.00%	0	0.00%	0	0.00%	82	0	0.00%	0	0.00%
0551267													
Vote Center													
Vote by Mail													
Remote													
Total													

Precinct	MICHAEL JOSEPH DILGER Qualified Write In	JOHN DOWELL Qualified Write In		
0513001				
Vote Center	0	0.00%	0	0.00%
Vote by Mail	0	0.00%	0	0.00%
Remote	0		0	
Total	0	0.00%	0	0.00%
0513002				
Vote Center	0		0	
Vote by Mail	0		0	
Remote	0		0	
Total	0		0	
0513003				
Vote Center	0		0	
Vote by Mail	0		0	
Remote	0		0	
Total	0		0	
0551241				
Vote Center	****	****	****	****
Vote by Mail	****	****	****	****
Remote	0		0	
Total	****	****	****	****
0551251				
Vote Center	****	****	****	****
Vote by Mail	0	0.00%	0	0.00%
Remote	0		0	
Total	0	0.00%	0	0.00%
0551267				
Vote Center				
Vote by Mail				
Remote				
Total				

Precinct	Times Cast	Registered Voters
0551301		
Vote Center	121	2,483
Vote by Mail	1,377	2,483
Remote	0	2,483
Total	1,498	2,483
0551341		
Vote Center	135	2,865
Vote by Mail	1,459	2,865
Remote	0	2,865
Total	1,594	2,865
0551347		
Vote Center		2
Vote by Mail		2
Remote		2
Total		2
0551375		
Vote Center	7	124
Vote by Mail	68	124
Remote	0	124
Total	75	124
0551382		
Vote Center	129	2,924
Vote by Mail	1,292	2,924
Remote	0	2,924
Total	1,421	2,924
0551418		
Vote Center	10	129
Vote by Mail	63	129
Remote	0	129
Total	73	129

Precinct	STEVE GARVEY (REP)		DENICE GARY-PANDOL (REP)	
0551301				
Vote Center	83	68.60%	0	0.00%
Vote by Mail	648	47.06%	3	0.22%
Remote	0		0	
Total	731	48.80%	3	0.20%
0551341				
Vote Center	84	62.22%	0	0.00%
Vote by Mail	667	45.72%	3	0.21%
Remote	0		0	
Total	751	47.11%	3	0.19%
0551347				
Vote Center	0		0	
Vote by Mail	****	****	****	****
Remote	0		0	
Total	****	****	****	****
0551375				
Vote Center	****	****	****	****
Vote by Mail	35	51.47%	0	0.00%
Remote	0		0	
Total	41	54.67%	0	0.00%
0551382				
Vote Center	66	51.16%	0	0.00%
Vote by Mail	519	40.17%	3	0.23%
Remote	0		0	
Total	585	41.17%	3	0.21%
0551418				
Vote Center	****	****	****	****
Vote by Mail	31	49.21%	0	0.00%
Remote	0		0	
Total	39	53.42%	0	0.00%

Precinct	LAURA GARZA (NPP)		SEPI GILANI (DEM)		DON J. GRUNDMANN (NPP)		FORREST JONES (AIP)		BARBARA LEE (DEM)		GAIL LIGHTFOOT (LIB)		SARAH SUN LIEW (REP)	
0551301														
Vote Center	0	0.00%	0	0.00%	0	0.00%	0	0.00%	3	2.48%	3	2.48%	0	0.00%
Vote by Mail	2	0.15%	2	0.15%	3	0.22%	5	0.36%	32	2.32%	12	0.87%	3	0.22%
Remote	0		0		0		0		0		0		0	
Total	2	0.13%	2	0.13%	3	0.20%	5	0.33%	35	2.34%	15	1.00%	3	0.20%
0551341														
Vote Center	0	0.00%	0	0.00%	0	0.00%	0	0.00%	6	4.44%	0	0.00%	0	0.00%
Vote by Mail	2	0.14%	4	0.27%	3	0.21%	4	0.27%	69	4.73%	8	0.55%	6	0.41%
Remote	0		0		0		0		0		0		0	
Total	2	0.13%	4	0.25%	3	0.19%	4	0.25%	75	4.71%	8	0.50%	6	0.38%
0551347														
Vote Center	0		0		0		0		0		0		0	
Vote by Mail	****	****	****	****	****	****	****	****	****	****	****	****	****	****
Remote	0		0		0		0		0		0		0	
Total	****	****	****	****	****	****	****	****	****	****	****	****	****	****
0551375														
Vote Center	****	****	****	****	****	****	****	****	****	****	****	****	****	****
Vote by Mail	0	0.00%	0	0.00%	0	0.00%	0	0.00%	3	4.41%	0	0.00%	0	0.00%
Remote	0		0		0		0		0		0		0	
Total	0	0.00%	0	0.00%	0	0.00%	0	0.00%	3	4.00%	0	0.00%	0	0.00%
0551382														
Vote Center	0	0.00%	0	0.00%	0	0.00%	0	0.00%	6	4.65%	1	0.78%	0	0.00%
Vote by Mail	5	0.39%	1	0.08%	1	0.08%	3	0.23%	50	3.87%	11	0.85%	2	0.15%
Remote	0		0		0		0		0		0		0	
Total	5	0.35%	1	0.07%	1	0.07%	3	0.21%	56	3.94%	12	0.84%	2	0.14%
0551418														
Vote Center	****	****	****	****	****	****	****	****	****	****	****	****	****	****
Vote by Mail	0	0.00%	0	0.00%	0	0.00%	0	0.00%	2	3.17%	1	1.59%	0	0.00%
Remote	0		0		0		0		0		0		0	
Total	1	1.37%	0	0.00%	0	0.00%	0	0.00%	2	2.74%	1	1.37%	0	0.00%

Precinct	SHARLETA BASSETT (REP)		JAMES BRADLEY (REP)		MARTIN VEPRASKAS (REP)		ERIC EARLY (REP)		ADAM B. SCHIFF (DEM)		MAJOR SINGH (NPP)		STEFAN SIMCHOWITZ (REP)	
0551301														
Vote Center	0	0.00%	1	0.83%	0	0.00%	12	9.92%	9	7.44%	0	0.00%	0	0.00%
Vote by Mail	18	1.31%	26	1.89%	2	0.15%	126	9.15%	331	24.04%	0	0.00%	1	0.07%
Remote	0		0		0		0		0		0		0	
Total	18	1.20%	27	1.80%	2	0.13%	138	9.21%	340	22.70%	0	0.00%	1	0.07%
0551341														
Vote Center	4	2.96%	0	0.00%	0	0.00%	18	13.33%	18	13.33%	0	0.00%	0	0.00%
Vote by Mail	19	1.30%	21	1.44%	1	0.07%	152	10.42%	326	22.34%	0	0.00%	3	0.21%
Remote	0		0		0		0		0		0		0	
Total	23	1.44%	21	1.32%	1	0.06%	170	10.66%	344	21.58%	0	0.00%	3	0.19%
0551347														
Vote Center	0		0		0		0		0		0		0	
Vote by Mail	****	****	****	****	****	****	****	****	****	****	****	****	****	****
Remote	0		0		0		0		0		0		0	
Total	****	****	****	****	****	****	****	****	****	****	****	****	****	****
0551375														
Vote Center	****	****	****	****	****	****	****	****	****	****	****	****	****	****
Vote by Mail	3	4.41%	2	2.94%	0	0.00%	6	8.82%	13	19.12%	0	0.00%	0	0.00%
Remote	0		0		0		0		0		0		0	
Total	3	4.00%	2	2.67%	0	0.00%	6	8.00%	13	17.33%	0	0.00%	0	0.00%
0551382														
Vote Center	2	1.55%	3	2.33%	0	0.00%	29	22.48%	13	10.08%	0	0.00%	0	0.00%
Vote by Mail	18	1.39%	24	1.86%	2	0.15%	111	8.59%	376	29.10%	2	0.15%	0	0.00%
Remote	0		0		0		0		0		0		0	
Total	20	1.41%	27	1.90%	2	0.14%	140	9.85%	389	27.38%	2	0.14%	0	0.00%
0551418														
Vote Center	****	****	****	****	****	****	****	****	****	****	****	****	****	****
Vote by Mail	0	0.00%	2	3.17%	0	0.00%	6	9.52%	13	20.63%	0	0.00%	0	0.00%
Remote	0		0		0		0		0		0		0	
Total	0	0.00%	2	2.74%	0	0.00%	6	8.22%	13	17.81%	0	0.00%	0	0.00%

Precinct	CHRISTINA PASCUCCI (DEM)		DAVID PETERSON (DEM)		PERRY POUND (DEM)		KATIE PORTER (DEM)		DOUGLAS H. PIERCE (DEM)		RAJI RAB (DEM)		MARK RUZON (NPP)	
0551301														
Vote Center	0	0.00%	0	0.00%	0	0.00%	7	5.79%	0	0.00%	0	0.00%	0	0.00%
Vote by Mail	3	0.22%	2	0.15%	2	0.15%	109	7.92%	3	0.22%	1	0.07%	2	0.15%
Remote	0		0		0		0		0		0		0	
Total	3	0.20%	2	0.13%	2	0.13%	116	7.74%	3	0.20%	1	0.07%	2	0.13%
0551341														
Vote Center	0	0.00%	0	0.00%	0	0.00%	4	2.96%	0	0.00%	0	0.00%	0	0.00%
Vote by Mail	6	0.41%	2	0.14%	0	0.00%	118	8.09%	3	0.21%	1	0.07%	1	0.07%
Remote	0		0		0		0		0		0		0	
Total	6	0.38%	2	0.13%	0	0.00%	122	7.65%	3	0.19%	1	0.06%	1	0.06%
0551347														
Vote Center	0		0		0		0		0		0		0	
Vote by Mail	****	****	****	****	****	****	****	****	****	****	****	****	****	****
Remote	0		0		0		0		0		0		0	
Total	****	****	****	****	****	****	****	****	****	****	****	****	****	****
0551375														
Vote Center	****	****	****	****	****	****	****	****	****	****	****	****	****	****
Vote by Mail	0	0.00%	0	0.00%	0	0.00%	5	7.35%	0	0.00%	0	0.00%	0	0.00%
Remote	0		0		0		0		0		0		0	
Total	0	0.00%	0	0.00%	0	0.00%	5	6.67%	0	0.00%	0	0.00%	0	0.00%
0551382														
Vote Center	1	0.78%	0	0.00%	0	0.00%	7	5.43%	0	0.00%	0	0.00%	0	0.00%
Vote by Mail	5	0.39%	1	0.08%	5	0.39%	107	8.28%	0	0.00%	1	0.08%	1	0.08%
Remote	0		0		0		0		0		0		0	
Total	6	0.42%	1	0.07%	5	0.35%	114	8.02%	0	0.00%	1	0.07%	1	0.07%
0551418														
Vote Center	****	****	****	****	****	****	****	****	****	****	****	****	****	****
Vote by Mail	0	0.00%	0	0.00%	0	0.00%	5	7.94%	0	0.00%	0	0.00%	0	0.00%
Remote	0		0		0		0		0		0		0	
Total	0	0.00%	0	0.00%	0	0.00%	5	6.85%	0	0.00%	0	0.00%	0	0.00%

Precinct	JONATHAN REISS (REP)		JOHN ROSE (DEM)		HARMESH KUMAR (DEM)		JAMES "JIM" MACAULEY (REP)		Total Votes	DANNY FABRICANT Qualified Write In		CARLOS GUILLERMO TAPIA Qualified Write In	
0551301													
Vote Center	0	0.00%	0	0.00%	0	0.00%	1	0.83%	119	0	0.00%	0	0.00%
Vote by Mail	1	0.07%	2	0.15%	0	0.00%	6	0.44%	1,345	0	0.00%	0	0.00%
Remote	0		0		0		0		0	0		0	
Total	1	0.07%	2	0.13%	0	0.00%	7	0.47%	1,464	0	0.00%	0	0.00%
0551341													
Vote Center	0	0.00%	0	0.00%	0	0.00%	0	0.00%	134	0	0.00%	0	0.00%
Vote by Mail	0	0.00%	0	0.00%	0	0.00%	4	0.27%	1,423	0	0.00%	0	0.00%
Remote	0		0		0		0		0	0		0	
Total	0	0.00%	0	0.00%	0	0.00%	4	0.25%	1,557	0	0.00%	0	0.00%
0551347													
Vote Center	0		0		0		0		0	0		0	
Vote by Mail	****	****	****	****	****	****	****	****	****	****	****	****	****
Remote	0		0		0		0		0	0		0	
Total	****	****	****	****	****	****	****	****	****	****	****	****	****
0551375													
Vote Center	****	****	****	****	****	****	****	****	****	****	****	****	****
Vote by Mail	0	0.00%	0	0.00%	0	0.00%	0	0.00%	67	0	0.00%	0	0.00%
Remote	0		0		0		0		0	0		0	
Total	0	0.00%	0	0.00%	1	1.33%	0	0.00%	74	0	0.00%	0	0.00%
0551382													
Vote Center	0	0.00%	0	0.00%	0	0.00%	0	0.00%	128	0	0.00%	0	0.00%
Vote by Mail	1	0.08%	2	0.15%	2	0.15%	6	0.46%	1,259	0	0.00%	0	0.00%
Remote	0		0		0		0		0	0		0	
Total	1	0.07%	2	0.14%	2	0.14%	6	0.42%	1,387	0	0.00%	0	0.00%
0551418													
Vote Center	****	****	****	****	****	****	****	****	****	****	****	****	****
Vote by Mail	0	0.00%	0	0.00%	0	0.00%	0	0.00%	60	0	0.00%	0	0.00%
Remote	0		0		0		0		0	0		0	
Total	0	0.00%	0	0.00%	0	0.00%	0	0.00%	69	0	0.00%	0	0.00%

Precinct	MICHAEL JOSEPH DILGER Qualified Write In	JOHN DOWELL Qualified Write In		
0551301				
Vote Center	0	0.00%	0	0.00%
Vote by Mail	0	0.00%	0	0.00%
Remote	0		0	
Total	0	0.00%	0	0.00%
0551341				
Vote Center	0	0.00%	0	0.00%
Vote by Mail	0	0.00%	0	0.00%
Remote	0		0	
Total	0	0.00%	0	0.00%
0551347				
Vote Center	0		0	
Vote by Mail	****	****	****	****
Remote	0		0	
Total	****	****	****	****
0551375				
Vote Center	****	****	****	****
Vote by Mail	0	0.00%	0	0.00%
Remote	0		0	
Total	0	0.00%	0	0.00%
0551382				
Vote Center	0	0.00%	0	0.00%
Vote by Mail	0	0.00%	0	0.00%
Remote	0		0	
Total	0	0.00%	0	0.00%
0551418				
Vote Center	****	****	****	****
Vote by Mail	0	0.00%	0	0.00%
Remote	0		0	
Total	0	0.00%	0	0.00%

Precinct	Times Cast	Registered Voters
0551429		
Vote Center	6	244
Vote by Mail	119	244
Remote	0	244
Total	125	244
0551473		
Vote Center	19	408
Vote by Mail	202	408
Remote	0	408
Total	221	408
0551476		
Vote Center	57	1,303
Vote by Mail	704	1,303
Remote	0	1,303
Total	761	1,303
0551501		
Vote Center	10	356
Vote by Mail	195	356
Remote	0	356
Total	205	356
0551503		
Vote Center		6
Vote by Mail		6
Remote		6
Total		6
0551504		
Vote Center	91	1,887
Vote by Mail	882	1,887
Remote	0	1,887
Total	973	1,887

Precinct	STEVE GARVEY (REP)		DENICE GARY-PANDOL (REP)	
0551429				
Vote Center	****	****	****	****
Vote by Mail	55	46.22%	0	0.00%
Remote	0		0	
Total	56	44.80%	0	0.00%
0551473				
Vote Center	11	57.89%	0	0.00%
Vote by Mail	77	38.12%	0	0.00%
Remote	0		0	
Total	88	39.82%	0	0.00%
0551476				
Vote Center	29	50.88%	0	0.00%
Vote by Mail	304	43.18%	2	0.28%
Remote	0		0	
Total	333	43.76%	2	0.26%
0551501				
Vote Center	****	****	****	****
Vote by Mail	95	48.72%	0	0.00%
Remote	0		0	
Total	102	49.76%	0	0.00%
0551503				
Vote Center	0		0	
Vote by Mail	****	****	****	****
Remote	0		0	
Total	****	****	****	****
0551504				
Vote Center	45	49.45%	0	0.00%
Vote by Mail	329	37.30%	3	0.34%
Remote	0		0	
Total	374	38.44%	3	0.31%

Precinct	LAURA GARZA (NPP)		SEPI GILANI (DEM)		DON J. GRUNDMANN (NPP)		FORREST JONES (AIP)		BARBARA LEE (DEM)		GAIL LIGHTFOOT (LIB)		SARAH SUN LIEW (REP)	
0551429														
Vote Center	****	****	****	****	****	****	****	****	****	****	****	****	****	****
Vote by Mail	0	0.00%	0	0.00%	0	0.00%	0	0.00%	6	5.04%	0	0.00%	1	0.84%
Remote	0		0		0		0		0		0		0	
Total	0	0.00%	0	0.00%	1	0.80%	0	0.00%	6	4.80%	0	0.00%	1	0.80%
0551473														
Vote Center	0	0.00%	0	0.00%	0	0.00%	0	0.00%	1	5.26%	1	5.26%	0	0.00%
Vote by Mail	0	0.00%	0	0.00%	1	0.50%	0	0.00%	5	2.48%	2	0.99%	0	0.00%
Remote	0		0		0		0		0		0		0	
Total	0	0.00%	0	0.00%	1	0.45%	0	0.00%	6	2.71%	3	1.36%	0	0.00%
0551476														
Vote Center	0	0.00%	0	0.00%	0	0.00%	0	0.00%	2	3.51%	0	0.00%	0	0.00%
Vote by Mail	1	0.14%	0	0.00%	0	0.00%	1	0.14%	25	3.55%	4	0.57%	4	0.57%
Remote	0		0		0		0		0		0		0	
Total	1	0.13%	0	0.00%	0	0.00%	1	0.13%	27	3.55%	4	0.53%	4	0.53%
0551501														
Vote Center	****	****	****	****	****	****	****	****	****	****	****	****	****	****
Vote by Mail	0	0.00%	0	0.00%	3	1.54%	2	1.03%	7	3.59%	1	0.51%	2	1.03%
Remote	0		0		0		0		0		0		0	
Total	0	0.00%	0	0.00%	3	1.46%	2	0.98%	9	4.39%	1	0.49%	2	0.98%
0551503														
Vote Center	0		0		0		0		0		0		0	
Vote by Mail	****	****	****	****	****	****	****	****	****	****	****	****	****	****
Remote	0		0		0		0		0		0		0	
Total	****	****	****	****	****	****	****	****	****	****	****	****	****	****
0551504														
Vote Center	0	0.00%	0	0.00%	0	0.00%	0	0.00%	3	3.30%	3	3.30%	0	0.00%
Vote by Mail	3	0.34%	3	0.34%	2	0.23%	10	1.13%	50	5.67%	16	1.81%	2	0.23%
Remote	0		0		0		0		0		0		0	
Total	3	0.31%	3	0.31%	2	0.21%	10	1.03%	53	5.45%	19	1.95%	2	0.21%

Precinct	SHARLETA BASSETT (REP)		JAMES BRADLEY (REP)		MARTIN VEPRASKAS (REP)		ERIC EARLY (REP)		ADAM B. SCHIFF (DEM)		MAJOR SINGH (NPP)		STEFAN SIMCHOWITZ (REP)	
0551429														
Vote Center	****	****	****	****	****	****	****	****	****	****	****	****	****	****
Vote by Mail	2	1.68%	5	4.20%	0	0.00%	8	6.72%	26	21.85%	0	0.00%	0	0.00%
Remote	0		0		0		0		0		0		0	
Total	2	1.60%	7	5.60%	0	0.00%	8	6.40%	27	21.60%	0	0.00%	0	0.00%
0551473														
Vote Center	1	5.26%	1	5.26%	0	0.00%	1	5.26%	1	5.26%	0	0.00%	0	0.00%
Vote by Mail	3	1.49%	0	0.00%	0	0.00%	25	12.38%	45	22.28%	1	0.50%	0	0.00%
Remote	0		0		0		0		0		0		0	
Total	4	1.81%	1	0.45%	0	0.00%	26	11.76%	46	20.81%	1	0.45%	0	0.00%
0551476														
Vote Center	5	8.77%	2	3.51%	0	0.00%	8	14.04%	8	14.04%	0	0.00%	0	0.00%
Vote by Mail	17	2.41%	10	1.42%	0	0.00%	84	11.93%	163	23.15%	1	0.14%	0	0.00%
Remote	0		0		0		0		0		0		0	
Total	22	2.89%	12	1.58%	0	0.00%	92	12.09%	171	22.47%	1	0.13%	0	0.00%
0551501														
Vote Center	****	****	****	****	****	****	****	****	****	****	****	****	****	****
Vote by Mail	3	1.54%	7	3.59%	1	0.51%	14	7.18%	43	22.05%	0	0.00%	0	0.00%
Remote	0		0		0		0		0		0		0	
Total	3	1.46%	7	3.41%	1	0.49%	14	6.83%	43	20.98%	0	0.00%	0	0.00%
0551503														
Vote Center	0		0		0		0		0		0		0	
Vote by Mail	****	****	****	****	****	****	****	****	****	****	****	****	****	****
Remote	0		0		0		0		0		0		0	
Total	****	****	****	****	****	****	****	****	****	****	****	****	****	****
0551504														
Vote Center	0	0.00%	2	2.20%	0	0.00%	17	18.68%	14	15.38%	0	0.00%	0	0.00%
Vote by Mail	7	0.79%	8	0.91%	2	0.23%	60	6.80%	231	26.19%	0	0.00%	2	0.23%
Remote	0		0		0		0		0		0		0	
Total	7	0.72%	10	1.03%	2	0.21%	77	7.91%	245	25.18%	0	0.00%	2	0.21%

Precinct	CHRISTINA PASCUCCI (DEM)		DAVID PETERSON (DEM)		PERRY POUND (DEM)		KATIE PORTER (DEM)		DOUGLAS H. PIERCE (DEM)		RAJI RAB (DEM)		MARK RUZON (NPP)	
0551429														
Vote Center	****	****	****	****	****	****	****	****	****	****	****	****	****	****
Vote by Mail	1	0.84%	0	0.00%	0	0.00%	4	3.36%	0	0.00%	0	0.00%	0	0.00%
Remote	0		0		0		0		0		0		0	
Total	1	0.80%	0	0.00%	0	0.00%	5	4.00%	0	0.00%	0	0.00%	0	0.00%
0551473														
Vote Center	0	0.00%	0	0.00%	0	0.00%	2	10.53%	0	0.00%	0	0.00%	0	0.00%
Vote by Mail	0	0.00%	0	0.00%	1	0.50%	28	13.86%	1	0.50%	0	0.00%	0	0.00%
Remote	0		0		0		0		0		0		0	
Total	0	0.00%	0	0.00%	1	0.45%	30	13.57%	1	0.45%	0	0.00%	0	0.00%
0551476														
Vote Center	0	0.00%	0	0.00%	0	0.00%	1	1.75%	0	0.00%	0	0.00%	0	0.00%
Vote by Mail	0	0.00%	1	0.14%	0	0.00%	54	7.67%	0	0.00%	0	0.00%	1	0.14%
Remote	0		0		0		0		0		0		0	
Total	0	0.00%	1	0.13%	0	0.00%	55	7.23%	0	0.00%	0	0.00%	1	0.13%
0551501														
Vote Center	****	****	****	****	****	****	****	****	****	****	****	****	****	****
Vote by Mail	0	0.00%	0	0.00%	1	0.51%	14	7.18%	0	0.00%	0	0.00%	0	0.00%
Remote	0		0		0		0		0		0		0	
Total	0	0.00%	0	0.00%	1	0.49%	15	7.32%	0	0.00%	0	0.00%	0	0.00%
0551503														
Vote Center	0		0		0		0		0		0		0	
Vote by Mail	****	****	****	****	****	****	****	****	****	****	****	****	****	****
Remote	0		0		0		0		0		0		0	
Total	****	****	****	****	****	****	****	****	****	****	****	****	****	****
0551504														
Vote Center	0	0.00%	0	0.00%	0	0.00%	7	7.69%	0	0.00%	0	0.00%	0	0.00%
Vote by Mail	5	0.57%	0	0.00%	4	0.45%	111	12.59%	0	0.00%	0	0.00%	0	0.00%
Remote	0		0		0		0		0		0		0	
Total	5	0.51%	0	0.00%	4	0.41%	118	12.13%	0	0.00%	0	0.00%	0	0.00%

Precinct	JONATHAN REISS (REP)		JOHN ROSE (DEM)		HARMESH KUMAR (DEM)		JAMES "JIM" MACAULEY (REP)		Total Votes	DANNY FABRICANT Qualified Write In		CARLOS GUILLERMO TAPIA Qualified Write In	
0551429													
Vote Center	****	****	****	****	****	****	****	****	****	****	****	****	****
Vote by Mail	0	0.00%	1	0.84%	0	0.00%	3	2.52%	112	0	0.00%	0	0.00%
Remote	0		0		0		0		0	0		0	
Total	0	0.00%	1	0.80%	0	0.00%	3	2.40%	118	0	0.00%	0	0.00%
0551473													
Vote Center	0	0.00%	0	0.00%	0	0.00%	0	0.00%	19	0	0.00%	0	0.00%
Vote by Mail	0	0.00%	0	0.00%	0	0.00%	0	0.00%	189	0	0.00%	0	0.00%
Remote	0		0		0		0		0	0		0	
Total	0	0.00%	0	0.00%	0	0.00%	0	0.00%	208	0	0.00%	0	0.00%
0551476													
Vote Center	0	0.00%	0	0.00%	0	0.00%	0	0.00%	55	0	0.00%	0	0.00%
Vote by Mail	0	0.00%	1	0.14%	0	0.00%	6	0.85%	679	0	0.00%	0	0.00%
Remote	0		0		0		0		0	0		0	
Total	0	0.00%	1	0.13%	0	0.00%	6	0.79%	734	0	0.00%	0	0.00%
0551501													
Vote Center	****	****	****	****	****	****	****	****	****	****	****	****	****
Vote by Mail	0	0.00%	0	0.00%	0	0.00%	0	0.00%	193	0	0.00%	0	0.00%
Remote	0		0		0		0		0	0		0	
Total	0	0.00%	0	0.00%	0	0.00%	0	0.00%	203	0	0.00%	0	0.00%
0551503													
Vote Center	0		0		0		0		0	0		0	
Vote by Mail	****	****	****	****	****	****	****	****	****	****	****	****	****
Remote	0		0		0		0		0	0		0	
Total	****	****	****	****	****	****	****	****	****	****	****	****	****
0551504													
Vote Center	0	0.00%	0	0.00%	0	0.00%	0	0.00%	91	0	0.00%	0	0.00%
Vote by Mail	2	0.23%	0	0.00%	1	0.11%	7	0.79%	858	0	0.00%	0	0.00%
Remote	0		0		0		0		0	0		0	
Total	2	0.21%	0	0.00%	1	0.10%	7	0.72%	949	0	0.00%	0	0.00%

Precinct	MICHAEL JOSEPH DILGER Qualified Write In		JOHN DOWELL Qualified Write In	
0551429				
Vote Center	****	****	****	****
Vote by Mail	0	0.00%	0	0.00%
Remote	0		0	
Total	0	0.00%	0	0.00%
0551473				
Vote Center	0	0.00%	0	0.00%
Vote by Mail	0	0.00%	0	0.00%
Remote	0		0	
Total	0	0.00%	0	0.00%
0551476				
Vote Center	0	0.00%	0	0.00%
Vote by Mail	0	0.00%	0	0.00%
Remote	0		0	
Total	0	0.00%	0	0.00%
0551501				
Vote Center	****	****	****	****
Vote by Mail	0	0.00%	0	0.00%
Remote	0		0	
Total	0	0.00%	0	0.00%
0551503				
Vote Center	0		0	
Vote by Mail	****	****	****	****
Remote	0		0	
Total	****	****	****	****
0551504				
Vote Center	0	0.00%	0	0.00%
Vote by Mail	0	0.00%	0	0.00%
Remote	0		0	
Total	0	0.00%	0	0.00%

Precinct	Times Cast	Registered Voters
0551507		
Vote Center	173	3,735
Vote by Mail	1,896	3,735
Remote	0	3,735
Total	2,069	3,735
0551537		
Vote Center	135	2,885
Vote by Mail	1,616	2,885
Remote	0	2,885
Total	1,751	2,885
0551553		
Vote Center	249	2,863
Vote by Mail	1,396	2,863
Remote	0	2,863
Total	1,645	2,863
0551564		
Vote Center	14	276
Vote by Mail	138	276
Remote	0	276
Total	152	276
0551574		
Vote Center	49	582
Vote by Mail	280	582
Remote	0	582
Total	329	582
0551585		
Vote Center	20	247
Vote by Mail	131	247
Remote	0	247
Total	151	247

Precinct	STEVE GARVEY (REP)		DENICE GARY-PANDOL (REP)	
0551507				
Vote Center	91	52.60%	1	0.58%
Vote by Mail	753	39.72%	7	0.37%
Remote	0		0	
Total	844	40.79%	8	0.39%
0551537				
Vote Center	78	57.78%	1	0.74%
Vote by Mail	686	42.45%	3	0.19%
Remote	0		0	
Total	764	43.63%	4	0.23%
0551553				
Vote Center	157	63.05%	1	0.40%
Vote by Mail	562	40.26%	3	0.21%
Remote	0		0	
Total	719	43.71%	4	0.24%
0551564				
Vote Center	10	71.43%	0	0.00%
Vote by Mail	53	38.41%	0	0.00%
Remote	0		0	
Total	63	41.45%	0	0.00%
0551574				
Vote Center	27	55.10%	1	2.04%
Vote by Mail	96	34.29%	0	0.00%
Remote	0		0	
Total	123	37.39%	1	0.30%
0551585				
Vote Center	15	75.00%	0	0.00%
Vote by Mail	45	34.35%	0	0.00%
Remote	0		0	
Total	60	39.74%	0	0.00%

Precinct	LAURA GARZA (NPP)		SEPI GILANI (DEM)		DON J. GRUNDMANN (NPP)		FORREST JONES (AIP)		BARBARA LEE (DEM)		GAIL LIGHTFOOT (LIB)		SARAH SUN LIEW (REP)	
0551507														
Vote Center	0	0.00%	0	0.00%	0	0.00%	0	0.00%	3	1.73%	0	0.00%	3	1.73%
Vote by Mail	3	0.16%	2	0.11%	5	0.26%	2	0.11%	86	4.54%	17	0.90%	9	0.47%
Remote	0		0		0		0		0		0		0	
Total	3	0.14%	2	0.10%	5	0.24%	2	0.10%	89	4.30%	17	0.82%	12	0.58%
0551537														
Vote Center	0	0.00%	0	0.00%	1	0.74%	1	0.74%	3	2.22%	4	2.96%	2	1.48%
Vote by Mail	1	0.06%	3	0.19%	2	0.12%	3	0.19%	53	3.28%	9	0.56%	1	0.06%
Remote	0		0		0		0		0		0		0	
Total	1	0.06%	3	0.17%	3	0.17%	4	0.23%	56	3.20%	13	0.74%	3	0.17%
0551553														
Vote Center	0	0.00%	0	0.00%	2	0.80%	0	0.00%	8	3.21%	2	0.80%	2	0.80%
Vote by Mail	1	0.07%	5	0.36%	1	0.07%	4	0.29%	59	4.23%	9	0.64%	6	0.43%
Remote	0		0		0		0		0		0		0	
Total	1	0.06%	5	0.30%	3	0.18%	4	0.24%	67	4.07%	11	0.67%	8	0.49%
0551564														
Vote Center	0	0.00%	0	0.00%	0	0.00%	0	0.00%	1	7.14%	0	0.00%	0	0.00%
Vote by Mail	0	0.00%	0	0.00%	0	0.00%	1	0.72%	6	4.35%	4	2.90%	0	0.00%
Remote	0		0		0		0		0		0		0	
Total	0	0.00%	0	0.00%	0	0.00%	1	0.66%	7	4.61%	4	2.63%	0	0.00%
0551574														
Vote Center	0	0.00%	0	0.00%	0	0.00%	0	0.00%	1	2.04%	0	0.00%	1	2.04%
Vote by Mail	0	0.00%	0	0.00%	4	1.43%	0	0.00%	14	5.00%	2	0.71%	2	0.71%
Remote	0		0		0		0		0		0		0	
Total	0	0.00%	0	0.00%	4	1.22%	0	0.00%	15	4.56%	2	0.61%	3	0.91%
0551585														
Vote Center	0	0.00%	0	0.00%	0	0.00%	0	0.00%	0	0.00%	0	0.00%	0	0.00%
Vote by Mail	1	0.76%	1	0.76%	0	0.00%	1	0.76%	5	3.82%	0	0.00%	1	0.76%
Remote	0		0		0		0		0		0		0	
Total	1	0.66%	1	0.66%	0	0.00%	1	0.66%	5	3.31%	0	0.00%	1	0.66%

Precinct	SHARLETA BASSETT (REP)		JAMES BRADLEY (REP)		MARTIN VEPRASKAS (REP)		ERIC EARLY (REP)		ADAM B. SCHIFF (DEM)		MAJOR SINGH (NPP)		STEFAN SIMCHOWITZ (REP)	
0551507														
Vote Center	6	3.47%	3	1.73%	0	0.00%	22	12.72%	28	16.18%	0	0.00%	0	0.00%
Vote by Mail	25	1.32%	36	1.90%	2	0.11%	189	9.97%	503	26.53%	0	0.00%	1	0.05%
Remote	0		0		0		0		0		0		0	
Total	31	1.50%	39	1.88%	2	0.10%	211	10.20%	531	25.66%	0	0.00%	1	0.05%
0551537														
Vote Center	1	0.74%	0	0.00%	0	0.00%	10	7.41%	19	14.07%	0	0.00%	0	0.00%
Vote by Mail	17	1.05%	30	1.86%	0	0.00%	162	10.02%	443	27.41%	0	0.00%	0	0.00%
Remote	0		0		0		0		0		0		0	
Total	18	1.03%	30	1.71%	0	0.00%	172	9.82%	462	26.38%	0	0.00%	0	0.00%
0551553														
Vote Center	2	0.80%	6	2.41%	0	0.00%	23	9.24%	29	11.65%	0	0.00%	0	0.00%
Vote by Mail	19	1.36%	21	1.50%	0	0.00%	131	9.38%	379	27.15%	4	0.29%	0	0.00%
Remote	0		0		0		0		0		0		0	
Total	21	1.28%	27	1.64%	0	0.00%	154	9.36%	408	24.80%	4	0.24%	0	0.00%
0551564														
Vote Center	0	0.00%	0	0.00%	0	0.00%	0	0.00%	1	7.14%	0	0.00%	0	0.00%
Vote by Mail	3	2.17%	4	2.90%	0	0.00%	15	10.87%	36	26.09%	1	0.72%	0	0.00%
Remote	0		0		0		0		0		0		0	
Total	3	1.97%	4	2.63%	0	0.00%	15	9.87%	37	24.34%	1	0.66%	0	0.00%
0551574														
Vote Center	1	2.04%	0	0.00%	0	0.00%	4	8.16%	10	20.41%	0	0.00%	0	0.00%
Vote by Mail	2	0.71%	3	1.07%	0	0.00%	34	12.14%	68	24.29%	0	0.00%	0	0.00%
Remote	0		0		0		0		0		0		0	
Total	3	0.91%	3	0.91%	0	0.00%	38	11.55%	78	23.71%	0	0.00%	0	0.00%
0551585														
Vote Center	0	0.00%	1	5.00%	0	0.00%	1	5.00%	0	0.00%	0	0.00%	0	0.00%
Vote by Mail	0	0.00%	1	0.76%	1	0.76%	12	9.16%	38	29.01%	0	0.00%	0	0.00%
Remote	0		0		0		0		0		0		0	
Total	0	0.00%	2	1.32%	1	0.66%	13	8.61%	38	25.17%	0	0.00%	0	0.00%

Precinct	CHRISTINA PASCUCCI (DEM)		DAVID PETERSON (DEM)		PERRY POUND (DEM)		KATIE PORTER (DEM)		DOUGLAS H. PIERCE (DEM)		RAJI RAB (DEM)		MARK RUZON (NPP)	
0551507														
Vote Center	1	0.58%	0	0.00%	2	1.16%	9	5.20%	0	0.00%	1	0.58%	0	0.00%
Vote by Mail	10	0.53%	4	0.21%	4	0.21%	162	8.54%	6	0.32%	2	0.11%	0	0.00%
Remote	0		0		0		0		0		0		0	
Total	11	0.53%	4	0.19%	6	0.29%	171	8.26%	6	0.29%	3	0.14%	0	0.00%
0551537														
Vote Center	0	0.00%	0	0.00%	0	0.00%	12	8.89%	0	0.00%	0	0.00%	0	0.00%
Vote by Mail	6	0.37%	1	0.06%	7	0.43%	131	8.11%	3	0.19%	0	0.00%	0	0.00%
Remote	0		0		0		0		0		0		0	
Total	6	0.34%	1	0.06%	7	0.40%	143	8.17%	3	0.17%	0	0.00%	0	0.00%
0551553														
Vote Center	1	0.40%	0	0.00%	0	0.00%	10	4.02%	0	0.00%	0	0.00%	0	0.00%
Vote by Mail	9	0.64%	1	0.07%	3	0.21%	126	9.03%	0	0.00%	1	0.07%	2	0.14%
Remote	0		0		0		0		0		0		0	
Total	10	0.61%	1	0.06%	3	0.18%	136	8.27%	0	0.00%	1	0.06%	2	0.12%
0551564														
Vote Center	0	0.00%	0	0.00%	0	0.00%	2	14.29%	0	0.00%	0	0.00%	0	0.00%
Vote by Mail	1	0.72%	0	0.00%	0	0.00%	13	9.42%	0	0.00%	0	0.00%	0	0.00%
Remote	0		0		0		0		0		0		0	
Total	1	0.66%	0	0.00%	0	0.00%	15	9.87%	0	0.00%	0	0.00%	0	0.00%
0551574														
Vote Center	0	0.00%	0	0.00%	0	0.00%	2	4.08%	0	0.00%	0	0.00%	0	0.00%
Vote by Mail	1	0.36%	1	0.36%	0	0.00%	41	14.64%	0	0.00%	0	0.00%	1	0.36%
Remote	0		0		0		0		0		0		0	
Total	1	0.30%	1	0.30%	0	0.00%	43	13.07%	0	0.00%	0	0.00%	1	0.30%
0551585														
Vote Center	0	0.00%	0	0.00%	0	0.00%	3	15.00%	0	0.00%	0	0.00%	0	0.00%
Vote by Mail	0	0.00%	0	0.00%	0	0.00%	18	13.74%	1	0.76%	0	0.00%	0	0.00%
Remote	0		0		0		0		0		0		0	
Total	0	0.00%	0	0.00%	0	0.00%	21	13.91%	1	0.66%	0	0.00%	0	0.00%

Precinct	JONATHAN REISS (REP)		JOHN ROSE (DEM)		HARMESH KUMAR (DEM)		JAMES "JIM" MACAULEY (REP)		Total Votes	DANNY FABRICANT Qualified Write In		CARLOS GUILLERMO TAPIA Qualified Write In	
0551507													
Vote Center	0	0.00%	0	0.00%	1	0.58%	1	0.58%	172	0	0.00%	0	0.00%
Vote by Mail	1	0.05%	3	0.16%	0	0.00%	7	0.37%	1,839	0	0.00%	0	0.00%
Remote	0		0		0		0		0	0		0	
Total	1	0.05%	3	0.14%	1	0.05%	8	0.39%	2,011	0	0.00%	0	0.00%
0551537													
Vote Center	0	0.00%	0	0.00%	0	0.00%	0	0.00%	132	0	0.00%	0	0.00%
Vote by Mail	2	0.12%	1	0.06%	0	0.00%	5	0.31%	1,569	0	0.00%	0	0.00%
Remote	0		0		0		0		0	0		0	
Total	2	0.11%	1	0.06%	0	0.00%	5	0.29%	1,701	0	0.00%	0	0.00%
0551553													
Vote Center	0	0.00%	0	0.00%	0	0.00%	3	1.20%	246	0	0.00%	0	0.00%
Vote by Mail	0	0.00%	0	0.00%	1	0.07%	8	0.57%	1,355	0	0.00%	0	0.00%
Remote	0		0		0		0		0	0		0	
Total	0	0.00%	0	0.00%	1	0.06%	11	0.67%	1,601	0	0.00%	0	0.00%
0551564													
Vote Center	0	0.00%	0	0.00%	0	0.00%	0	0.00%	14	0	0.00%	0	0.00%
Vote by Mail	0	0.00%	0	0.00%	0	0.00%	0	0.00%	137	0	0.00%	0	0.00%
Remote	0		0		0		0		0	0		0	
Total	0	0.00%	0	0.00%	0	0.00%	0	0.00%	151	0	0.00%	0	0.00%
0551574													
Vote Center	1	2.04%	0	0.00%	0	0.00%	0	0.00%	48	0	0.00%	0	0.00%
Vote by Mail	0	0.00%	0	0.00%	1	0.36%	0	0.00%	270	0	0.00%	0	0.00%
Remote	0		0		0		0		0	0		0	
Total	1	0.30%	0	0.00%	1	0.30%	0	0.00%	318	0	0.00%	0	0.00%
0551585													
Vote Center	0	0.00%	0	0.00%	0	0.00%	0	0.00%	20	0	0.00%	0	0.00%
Vote by Mail	0	0.00%	1	0.76%	0	0.00%	0	0.00%	126	0	0.00%	0	0.00%
Remote	0		0		0		0		0	0		0	
Total	0	0.00%	1	0.66%	0	0.00%	0	0.00%	146	0	0.00%	0	0.00%

Precinct	MICHAEL JOSEPH DILGER Qualified Write In		JOHN DOWELL Qualified Write In	
0551507				
Vote Center	0	0.00%	0	0.00%
Vote by Mail	0	0.00%	0	0.00%
Remote	0		0	
Total	0	0.00%	0	0.00%
0551537				
Vote Center	0	0.00%	0	0.00%
Vote by Mail	0	0.00%	0	0.00%
Remote	0		0	
Total	0	0.00%	0	0.00%
0551553				
Vote Center	0	0.00%	0	0.00%
Vote by Mail	0	0.00%	0	0.00%
Remote	0		0	
Total	0	0.00%	0	0.00%
0551564				
Vote Center	0	0.00%	0	0.00%
Vote by Mail	0	0.00%	0	0.00%
Remote	0		0	
Total	0	0.00%	0	0.00%
0551574				
Vote Center	0	0.00%	0	0.00%
Vote by Mail	0	0.00%	0	0.00%
Remote	0		0	
Total	0	0.00%	0	0.00%
0551585				
Vote Center	0	0.00%	0	0.00%
Vote by Mail	0	0.00%	0	0.00%
Remote	0		0	
Total	0	0.00%	0	0.00%

Precinct	Times Cast	Registered Voters
0551591		
Vote Center	3	24
Vote by Mail	12	24
Remote	0	24
Total	15	24
0552001		
Vote Center	75	1,647
Vote by Mail	1,004	1,647
Remote	0	1,647
Total	1,079	1,647
0552003		
Vote Center	104	1,707
Vote by Mail	908	1,707
Remote	0	1,707
Total	1,012	1,707
0552005		
Vote Center	142	2,787
Vote by Mail	1,262	2,787
Remote	0	2,787
Total	1,404	2,787
0552012		
Vote Center	132	2,697
Vote by Mail	1,173	2,697
Remote	0	2,697
Total	1,305	2,697
0552019		
Vote Center	21	567
Vote by Mail	296	567
Remote	0	567
Total	317	567

Precinct	STEVE GARVEY (REP)		DENICE GARY-PANDOL (REP)	
0551591				
Vote Center	****	****	****	****
Vote by Mail	8	66.67%	0	0.00%
Remote	0		0	
Total	8	53.33%	0	0.00%
0552001				
Vote Center	36	48.00%	0	0.00%
Vote by Mail	398	39.64%	2	0.20%
Remote	0		0	
Total	434	40.22%	2	0.19%
0552003				
Vote Center	61	58.65%	0	0.00%
Vote by Mail	299	32.93%	5	0.55%
Remote	0		0	
Total	360	35.57%	5	0.49%
0552005				
Vote Center	64	45.07%	2	1.41%
Vote by Mail	414	32.81%	2	0.16%
Remote	0		0	
Total	478	34.05%	4	0.28%
0552012				
Vote Center	62	46.97%	0	0.00%
Vote by Mail	345	29.41%	5	0.43%
Remote	0		0	
Total	407	31.19%	5	0.38%
0552019				
Vote Center	8	38.10%	0	0.00%
Vote by Mail	108	36.49%	0	0.00%
Remote	0		0	
Total	116	36.59%	0	0.00%

Precinct	LAURA GARZA (NPP)		SEPI GILANI (DEM)		DON J. GRUNDMANN (NPP)		FORREST JONES (AIP)		BARBARA LEE (DEM)		GAIL LIGHTFOOT (LIB)		SARAH SUN LIEW (REP)	
0551591														
Vote Center	****	****	****	****	****	****	****	****	****	****	****	****	****	****
Vote by Mail	0	0.00%	0	0.00%	0	0.00%	0	0.00%	1	8.33%	0	0.00%	0	0.00%
Remote	0		0		0		0		0		0		0	
Total	0	0.00%	0	0.00%	0	0.00%	0	0.00%	1	6.67%	0	0.00%	0	0.00%
0552001														
Vote Center	0	0.00%	0	0.00%	0	0.00%	0	0.00%	1	1.33%	1	1.33%	0	0.00%
Vote by Mail	2	0.20%	1	0.10%	1	0.10%	2	0.20%	41	4.08%	6	0.60%	3	0.30%
Remote	0		0		0		0		0		0		0	
Total	2	0.19%	1	0.09%	1	0.09%	2	0.19%	42	3.89%	7	0.65%	3	0.28%
0552003														
Vote Center	0	0.00%	1	0.96%	0	0.00%	0	0.00%	5	4.81%	0	0.00%	0	0.00%
Vote by Mail	1	0.11%	0	0.00%	3	0.33%	3	0.33%	45	4.96%	8	0.88%	2	0.22%
Remote	0		0		0		0		0		0		0	
Total	1	0.10%	1	0.10%	3	0.30%	3	0.30%	50	4.94%	8	0.79%	2	0.20%
0552005														
Vote Center	0	0.00%	0	0.00%	0	0.00%	0	0.00%	2	1.41%	0	0.00%	0	0.00%
Vote by Mail	4	0.32%	5	0.40%	0	0.00%	3	0.24%	78	6.18%	8	0.63%	7	0.55%
Remote	0		0		0		0		0		0		0	
Total	4	0.28%	5	0.36%	0	0.00%	3	0.21%	80	5.70%	8	0.57%	7	0.50%
0552012														
Vote Center	1	0.76%	1	0.76%	1	0.76%	0	0.00%	2	1.52%	1	0.76%	1	0.76%
Vote by Mail	4	0.34%	2	0.17%	3	0.26%	5	0.43%	77	6.56%	8	0.68%	4	0.34%
Remote	0		0		0		0		0		0		0	
Total	5	0.38%	3	0.23%	4	0.31%	5	0.38%	79	6.05%	9	0.69%	5	0.38%
0552019														
Vote Center	0	0.00%	0	0.00%	1	4.76%	0	0.00%	0	0.00%	0	0.00%	0	0.00%
Vote by Mail	0	0.00%	0	0.00%	1	0.34%	0	0.00%	17	5.74%	0	0.00%	1	0.34%
Remote	0		0		0		0		0		0		0	
Total	0	0.00%	0	0.00%	2	0.63%	0	0.00%	17	5.36%	0	0.00%	1	0.32%

Precinct	SHARLETA BASSETT (REP)		JAMES BRADLEY (REP)		MARTIN VEPRASKAS (REP)		ERIC EARLY (REP)		ADAM B. SCHIFF (DEM)		MAJOR SINGH (NPP)		STEFAN SIMCHOWITZ (REP)	
0551591														
Vote Center	****	****	****	****	****	****	****	****	****	****	****	****	****	****
Vote by Mail	0	0.00%	0	0.00%	0	0.00%	0	0.00%	2	16.67%	0	0.00%	0	0.00%
Remote	0		0		0		0		0		0		0	
Total	0	0.00%	0	0.00%	0	0.00%	3	20.00%	2	13.33%	0	0.00%	0	0.00%
0552001														
Vote Center	0	0.00%	0	0.00%	0	0.00%	11	14.67%	15	20.00%	0	0.00%	0	0.00%
Vote by Mail	6	0.60%	14	1.39%	0	0.00%	89	8.86%	294	29.28%	3	0.30%	0	0.00%
Remote	0		0		0		0		0		0		0	
Total	6	0.56%	14	1.30%	0	0.00%	100	9.27%	309	28.64%	3	0.28%	0	0.00%
0552003														
Vote Center	2	1.92%	2	1.92%	0	0.00%	9	8.65%	15	14.42%	0	0.00%	0	0.00%
Vote by Mail	6	0.66%	16	1.76%	0	0.00%	60	6.61%	296	32.60%	1	0.11%	1	0.11%
Remote	0		0		0		0		0		0		0	
Total	8	0.79%	18	1.78%	0	0.00%	69	6.82%	311	30.73%	1	0.10%	1	0.10%
0552005														
Vote Center	3	2.11%	1	0.70%	1	0.70%	21	14.79%	32	22.54%	0	0.00%	0	0.00%
Vote by Mail	11	0.87%	15	1.19%	1	0.08%	73	5.78%	378	29.95%	1	0.08%	0	0.00%
Remote	0		0		0		0		0		0		0	
Total	14	1.00%	16	1.14%	2	0.14%	94	6.70%	410	29.20%	1	0.07%	0	0.00%
0552012														
Vote Center	2	1.52%	4	3.03%	1	0.76%	17	12.88%	19	14.39%	0	0.00%	0	0.00%
Vote by Mail	13	1.11%	18	1.53%	2	0.17%	83	7.08%	383	32.65%	2	0.17%	0	0.00%
Remote	0		0		0		0		0		0		0	
Total	15	1.15%	22	1.69%	3	0.23%	100	7.66%	402	30.80%	2	0.15%	0	0.00%
0552019														
Vote Center	1	4.76%	0	0.00%	0	0.00%	4	19.05%	4	19.05%	0	0.00%	0	0.00%
Vote by Mail	1	0.34%	3	1.01%	0	0.00%	20	6.76%	97	32.77%	0	0.00%	0	0.00%
Remote	0		0		0		0		0		0		0	
Total	2	0.63%	3	0.95%	0	0.00%	24	7.57%	101	31.86%	0	0.00%	0	0.00%

Precinct	CHRISTINA PASCUCCI (DEM)		DAVID PETERSON (DEM)		PERRY POUND (DEM)		KATIE PORTER (DEM)		DOUGLAS H. PIERCE (DEM)		RAJI RAB (DEM)		MARK RUZON (NPP)	
0551591														
Vote Center	****	****	****	****	****	****	****	****	****	****	****	****	****	****
Vote by Mail	0	0.00%	0	0.00%	0	0.00%	0	0.00%	0	0.00%	0	0.00%	0	0.00%
Remote	0		0		0		0		0		0		0	
Total	0	0.00%	0	0.00%	0	0.00%	0	0.00%	0	0.00%	0	0.00%	0	0.00%
0552001														
Vote Center	0	0.00%	0	0.00%	0	0.00%	10	13.33%	0	0.00%	0	0.00%	0	0.00%
Vote by Mail	3	0.30%	1	0.10%	3	0.30%	113	11.25%	0	0.00%	0	0.00%	2	0.20%
Remote	0		0		0		0		0		0		0	
Total	3	0.28%	1	0.09%	3	0.28%	123	11.40%	0	0.00%	0	0.00%	2	0.19%
0552003														
Vote Center	1	0.96%	0	0.00%	0	0.00%	4	3.85%	0	0.00%	0	0.00%	0	0.00%
Vote by Mail	5	0.55%	0	0.00%	4	0.44%	120	13.22%	1	0.11%	0	0.00%	0	0.00%
Remote	0		0		0		0		0		0		0	
Total	6	0.59%	0	0.00%	4	0.40%	124	12.25%	1	0.10%	0	0.00%	0	0.00%
0552005														
Vote Center	1	0.70%	0	0.00%	0	0.00%	13	9.15%	0	0.00%	0	0.00%	0	0.00%
Vote by Mail	3	0.24%	1	0.08%	5	0.40%	199	15.77%	2	0.16%	0	0.00%	1	0.08%
Remote	0		0		0		0		0		0		0	
Total	4	0.28%	1	0.07%	5	0.36%	212	15.10%	2	0.14%	0	0.00%	1	0.07%
0552012														
Vote Center	0	0.00%	1	0.76%	0	0.00%	8	6.06%	0	0.00%	2	1.52%	0	0.00%
Vote by Mail	6	0.51%	0	0.00%	0	0.00%	165	14.07%	1	0.09%	0	0.00%	3	0.26%
Remote	0		0		0		0		0		0		0	
Total	6	0.46%	1	0.08%	0	0.00%	173	13.26%	1	0.08%	2	0.15%	3	0.23%
0552019														
Vote Center	1	4.76%	0	0.00%	0	0.00%	2	9.52%	0	0.00%	0	0.00%	0	0.00%
Vote by Mail	1	0.34%	0	0.00%	0	0.00%	37	12.50%	1	0.34%	1	0.34%	1	0.34%
Remote	0		0		0		0		0		0		0	
Total	2	0.63%	0	0.00%	0	0.00%	39	12.30%	1	0.32%	1	0.32%	1	0.32%

Precinct	JONATHAN REISS (REP)		JOHN ROSE (DEM)		HARMESH KUMAR (DEM)		JAMES "JIM" MACAULEY (REP)		Total Votes	DANNY FABRICANT Qualified Write In		CARLOS GUILLERMO TAPIA Qualified Write In	
0551591													
Vote Center	****	****	****	****	****	****	****	****	****	****	****	****	****
Vote by Mail	0	0.00%	1	8.33%	0	0.00%	0	0.00%	12	0	0.00%	0	0.00%
Remote	0		0		0		0		0	0		0	
Total	0	0.00%	1	6.67%	0	0.00%	0	0.00%	15	0	0.00%	0	0.00%
0552001													
Vote Center	0	0.00%	0	0.00%	0	0.00%	0	0.00%	74	0	0.00%	0	0.00%
Vote by Mail	1	0.10%	1	0.10%	1	0.10%	4	0.40%	991	0	0.00%	0	0.00%
Remote	0		0		0		0		0	0		0	
Total	1	0.09%	1	0.09%	1	0.09%	4	0.37%	1,065	0	0.00%	0	0.00%
0552003													
Vote Center	0	0.00%	0	0.00%	0	0.00%	2	1.92%	102	0	0.00%	0	0.00%
Vote by Mail	0	0.00%	0	0.00%	2	0.22%	4	0.44%	882	0	0.00%	0	0.00%
Remote	0		0		0		0		0	0		0	
Total	0	0.00%	0	0.00%	2	0.20%	6	0.59%	984	0	0.00%	0	0.00%
0552005													
Vote Center	0	0.00%	0	0.00%	0	0.00%	1	0.70%	141	0	0.00%	0	0.00%
Vote by Mail	3	0.24%	1	0.08%	1	0.08%	6	0.48%	1,222	0	0.00%	0	0.00%
Remote	0		0		0		0		0	0		0	
Total	3	0.21%	1	0.07%	1	0.07%	7	0.50%	1,363	0	0.00%	0	0.00%
0552012													
Vote Center	1	0.76%	0	0.00%	1	0.76%	2	1.52%	127	0	0.00%	0	0.00%
Vote by Mail	1	0.09%	0	0.00%	0	0.00%	4	0.34%	1,134	0	0.00%	0	0.00%
Remote	0		0		0		0		0	0		0	
Total	2	0.15%	0	0.00%	1	0.08%	6	0.46%	1,261	0	0.00%	0	0.00%
0552019													
Vote Center	0	0.00%	0	0.00%	0	0.00%	0	0.00%	21	0	0.00%	0	0.00%
Vote by Mail	0	0.00%	0	0.00%	0	0.00%	4	1.35%	293	0	0.00%	0	0.00%
Remote	0		0		0		0		0	0		0	
Total	0	0.00%	0	0.00%	0	0.00%	4	1.26%	314	0	0.00%	0	0.00%

Precinct	MICHAEL JOSEPH DILGER Qualified Write In		JOHN DOWELL Qualified Write In	
0551591				
Vote Center	****	****	****	****
Vote by Mail	0	0.00%	0	0.00%
Remote	0		0	
Total	0	0.00%	0	0.00%
0552001				
Vote Center	0	0.00%	0	0.00%
Vote by Mail	0	0.00%	0	0.00%
Remote	0		0	
Total	0	0.00%	0	0.00%
0552003				
Vote Center	0	0.00%	0	0.00%
Vote by Mail	0	0.00%	0	0.00%
Remote	0		0	
Total	0	0.00%	0	0.00%
0552005				
Vote Center	0	0.00%	0	0.00%
Vote by Mail	0	0.00%	0	0.00%
Remote	0		0	
Total	0	0.00%	0	0.00%
0552012				
Vote Center	0	0.00%	0	0.00%
Vote by Mail	0	0.00%	0	0.00%
Remote	0		0	
Total	0	0.00%	0	0.00%
0552019				
Vote Center	0	0.00%	0	0.00%
Vote by Mail	0	0.00%	0	0.00%
Remote	0		0	
Total	0	0.00%	0	0.00%

Precinct	Times Cast	Registered Voters
0552020		
Vote Center	17	352
Vote by Mail	194	352
Remote	0	352
Total	211	352
0552023		
Vote Center		4
Vote by Mail		4
Remote		4
Total		4
0552028		
Vote Center		24
Vote by Mail		24
Remote		24
Total		24
Placer County - Total	135,869	281,148
Cumulative		
Cumulative		
Vote Center	0	0
Vote by Mail	0	0
Remote	0	0
Total	0	0
Cumulative - Total	0	0
County - Total	135,869	281,148

Precinct	STEVE GARVEY (REP)		DENICE GARY-PANDOL (REP)	
0552020				
Vote Center	12	70.59%	0	0.00%
Vote by Mail	69	35.57%	0	0.00%
Remote	0		0	
Total	81	38.39%	0	0.00%
0552023				
Vote Center				
Vote by Mail				
Remote				
Total				
0552028				
Vote Center	****	****	****	****
Vote by Mail	****	****	****	****
Remote	0		0	
Total	****	****	****	****
Placer County - Total	55,889	41.13%	303	0.22%
Cumulative				
Cumulative				
Vote Center	0		0	
Vote by Mail	0		0	
Remote	0		0	
Total	0		0	
Cumulative - Total	0		0	
County - Total	55,889	41.13%	303	0.22%

Precinct	LAURA GARZA (NPP)		SEPI GILANI (DEM)		DON J. GRUNDMANN (NPP)		FORREST JONES (AIP)		BARBARA LEE (DEM)		GAIL LIGHTFOOT (LIB)		SARAH SUN LIEW (REP)	
0552020														
Vote Center	0	0.00%	0	0.00%	0	0.00%	0	0.00%	0	0.00%	0	0.00%	1	5.88%
Vote by Mail	0	0.00%	0	0.00%	2	1.03%	0	0.00%	11	5.67%	3	1.55%	1	0.52%
Remote	0		0		0		0		0		0		0	
Total	0	0.00%	0	0.00%	2	0.95%	0	0.00%	11	5.21%	3	1.42%	2	0.95%
0552023														
Vote Center														
Vote by Mail														
Remote														
Total														
0552028														
Vote Center	****	****	****	****	****	****	****	****	****	****	****	****	****	****
Vote by Mail	****	****	****	****	****	****	****	****	****	****	****	****	****	****
Remote	0		0		0		0		0		0		0	
Total	****	****	****	****	****	****	****	****	****	****	****	****	****	****
Placer County - Total	261	0.19%	314	0.23%	242	0.18%	386	0.28%	7,042	5.18%	900	0.66%	659	0.49%
Cumulative														
Cumulative														
Vote Center	0		0		0		0		0		0		0	
Vote by Mail	0		0		0		0		0		0		0	
Remote	0		0		0		0		0		0		0	
Total	0		0		0		0		0		0		0	
Cumulative - Total	0		0		0		0		0		0		0	
County - Total	261	0.19%	314	0.23%	242	0.18%	386	0.28%	7,042	5.18%	900	0.66%	659	0.49%

Precinct	SHARLETA BASSETT (REP)		JAMES BRADLEY (REP)		MARTIN VEPRASKAS (REP)		ERIC EARLY (REP)		ADAM B. SCHIFF (DEM)		MAJOR SINGH (NPP)		STEFAN SIMCHOWITZ (REP)	
0552020														
Vote Center	0	0.00%	0	0.00%	0	0.00%	0	0.00%	2	11.76%	0	0.00%	1	5.88%
Vote by Mail	4	2.06%	1	0.52%	0	0.00%	12	6.19%	56	28.87%	0	0.00%	1	0.52%
Remote	0		0		0		0		0		0		0	
Total	4	1.90%	1	0.47%	0	0.00%	12	5.69%	58	27.49%	0	0.00%	2	0.95%
0552023														
Vote Center	[REDACTED]													
Vote by Mail	[REDACTED]													
Remote	[REDACTED]													
Total	[REDACTED]													
0552028														
Vote Center	****	****	****	****	****	****	****	****	****	****	****	****	****	****
Vote by Mail	****	****	****	****	****	****	****	****	****	****	****	****	****	****
Remote	0		0		0		0		0		0		0	
Total	****	****	****	****	****	****	****	****	****	****	****	****	****	****
Placer County - Total	1,425	1.05%	2,477	1.82%	133	0.10%	10,795	7.95%	35,018	25.77%	251	0.18%	56	0.04%
Cumulative														
Cumulative														
Vote Center	0		0		0		0		0		0		0	
Vote by Mail	0		0		0		0		0		0		0	
Remote	0		0		0		0		0		0		0	
Total	0		0		0		0		0		0		0	
Cumulative - Total	0		0		0		0		0		0		0	
County - Total	1,425	1.05%	2,477	1.82%	133	0.10%	10,795	7.95%	35,018	25.77%	251	0.18%	56	0.04%

Precinct	CHRISTINA PASCUCCI (DEM)		DAVID PETERSON (DEM)		PERRY POUND (DEM)		KATIE PORTER (DEM)		DOUGLAS H. PIERCE (DEM)		RAJI RAB (DEM)		MARK RUZON (NPP)	
0552020														
Vote Center	0	0.00%	0	0.00%	0	0.00%	0	0.00%	0	0.00%	0	0.00%	0	0.00%
Vote by Mail	0	0.00%	1	0.52%	1	0.52%	19	9.79%	0	0.00%	0	0.00%	0	0.00%
Remote	0		0		0		0		0		0		0	
Total	0	0.00%	1	0.47%	1	0.47%	19	9.00%	0	0.00%	0	0.00%	0	0.00%
0552023														
Vote Center	[REDACTED]													
Vote by Mail														
Remote														
Total														
0552028														
Vote Center	****	****	****	****	****	****	****	****	****	****	****	****	****	****
Vote by Mail	****	****	****	****	****	****	****	****	****	****	****	****	****	****
Remote	0		0		0		0		0		0		0	
Total	****	****	****	****	****	****	****	****	****	****	****	****	****	****
Placer County - Total	617	0.45%	196	0.14%	252	0.19%	13,761	10.13%	170	0.13%	107	0.08%	159	0.12%
Cumulative														
Cumulative														
Vote Center	0		0		0		0		0		0		0	
Vote by Mail	0		0		0		0		0		0		0	
Remote	0		0		0		0		0		0		0	
Total	0		0		0		0		0		0		0	
Cumulative - Total	0		0		0		0		0		0		0	
County - Total	617	0.45%	196	0.14%	252	0.19%	13,761	10.13%	170	0.13%	107	0.08%	159	0.12%

Precinct	JONATHAN REISS (REP)		JOHN ROSE (DEM)		HARMESH KUMAR (DEM)		JAMES "JIM" MACAULEY (REP)		Total Votes	DANNY FABRICANT Qualified Write In		CARLOS GUILLERMO TAPIA Qualified Write In	
0552020													
Vote Center	0	0.00%	0	0.00%	1	5.88%	0	0.00%	17	0	0.00%	0	0.00%
Vote by Mail	0	0.00%	0	0.00%	0	0.00%	2	1.03%	183	0	0.00%	0	0.00%
Remote	0		0		0		0		0	0		0	
Total	0	0.00%	0	0.00%	1	0.47%	2	0.95%	200	0	0.00%	0	0.00%
0552023	[REDACTED]												
Vote Center	[REDACTED]												
Vote by Mail	[REDACTED]												
Remote	[REDACTED]												
Total	[REDACTED]												
0552028													
Vote Center	****	****	****	****	****	****	****	****	****	****	****	****	****
Vote by Mail	****	****	****	****	****	****	****	****	****	****	****	****	****
Remote	0		0		0		0		0	0		0	
Total	****	****	****	****	****	****	****	****	****	****	****	****	****
Placer County - Total	90	0.07%	75	0.06%	111	0.08%	446	0.33%	132,135	0	0.00%	0	0.00%
Cumulative													
Cumulative													
Vote Center	0		0		0		0		0	0		0	
Vote by Mail	0		0		0		0		0	0		0	
Remote	0		0		0		0		0	0		0	
Total	0		0		0		0		0	0		0	
Cumulative - Total	0		0		0		0		0	0		0	
County - Total	90	0.07%	75	0.06%	111	0.08%	446	0.33%	132,135	0	0.00%	0	0.00%

Precinct	MICHAEL JOSEPH DILGER Qualified Write In	JOHN DOWELL Qualified Write In		
0552020				
Vote Center	0	0.00%	0	0.00%
Vote by Mail	0	0.00%	0	0.00%
Remote	0		0	
Total	0	0.00%	0	0.00%
0552023				
Vote Center				
Vote by Mail				
Remote				
Total				
0552028				
Vote Center	****	****	****	****
Vote by Mail	****	****	****	****
Remote	0		0	
Total	****	****	****	****
Placer County - Total	0	0.00%	0	0.00%
Cumulative				
Cumulative				
Vote Center	0		0	
Vote by Mail	0		0	
Remote	0		0	
Total	0		0	
Cumulative - Total	0		0	
County - Total	0	0.00%	0	0.00%

UNITED STATES SENATOR PARTIAL (Vote for 1)

**** - Insufficient Turnout to Protect Voter Privacy

Precinct		Times Cast	Registered Voters
County			
Placer County			
0131101			
Vote Center		53	1,640
Vote by Mail		763	1,640
Remote		0	1,640
Total		816	1,640
0151105			
Vote Center		62	1,643
Vote by Mail		639	1,643
Remote		0	1,643
Total		701	1,643
0151107			
Vote Center		101	2,170
Vote by Mail		947	2,170
Remote		0	2,170
Total		1,048	2,170
0157201			
Vote Center		71	1,812
Vote by Mail		594	1,812
Remote		0	1,812
Total		665	1,812
0157205			
Vote Center		109	2,171
Vote by Mail		898	2,171
Remote		0	2,171
Total		1,007	2,171

Precinct		STEVE GARVEY (REP)		SEPI GILANI (DEM)	
County					
Placer County					
0131101					
Vote Center		25	47.17%	1	1.89%
Vote by Mail		265	34.73%	5	0.66%
Remote		0		0	
Total		290	35.54%	6	0.74%
0151105					
Vote Center		45	72.58%	0	0.00%
Vote by Mail		277	43.35%	4	0.63%
Remote		0		0	
Total		322	45.93%	4	0.57%
0151107					
Vote Center		69	68.32%	1	0.99%
Vote by Mail		423	44.67%	6	0.63%
Remote		0		0	
Total		492	46.95%	7	0.67%
0157201					
Vote Center		46	64.79%	0	0.00%
Vote by Mail		244	41.08%	4	0.67%
Remote		0		0	
Total		290	43.61%	4	0.60%
0157205					
Vote Center		70	64.22%	1	0.92%
Vote by Mail		370	41.20%	5	0.56%
Remote		0		0	
Total		440	43.69%	6	0.60%

Precinct	BARBARA LEE (DEM)		ERIC EARLY (REP)		ADAM B. SCHIFF (DEM)		CHRISTINA PASCUCCI (DEM)		KATIE PORTER (DEM)		Total Votes	MICHAEL JOSEPH DILGER Qualified Write In	
County													
Placer County													
0131101													
Vote Center	1	1.89%	10	18.87%	10	18.87%	0	0.00%	4	7.55%	51	0	0.00%
Vote by Mail	53	6.95%	74	9.70%	209	27.39%	5	0.66%	118	15.47%	729	0	0.00%
Remote	0		0		0		0		0		0	0	
Total	54	6.62%	84	10.29%	219	26.84%	5	0.61%	122	14.95%	780	0	0.00%
0151105													
Vote Center	2	3.23%	7	11.29%	3	4.84%	2	3.23%	3	4.84%	62	0	0.00%
Vote by Mail	37	5.79%	55	8.61%	171	26.76%	4	0.63%	71	11.11%	619	0	0.00%
Remote	0		0		0		0		0		0	0	
Total	39	5.56%	62	8.84%	174	24.82%	6	0.86%	74	10.56%	681	0	0.00%
0151107													
Vote Center	1	0.99%	12	11.88%	10	9.90%	1	0.99%	5	4.95%	99	0	0.00%
Vote by Mail	59	6.23%	91	9.61%	223	23.55%	4	0.42%	104	10.98%	910	0	0.00%
Remote	0		0		0		0		0		0	0	
Total	60	5.73%	103	9.83%	233	22.23%	5	0.48%	109	10.40%	1,009	0	0.00%
0157201													
Vote Center	1	1.41%	8	11.27%	5	7.04%	4	5.63%	4	5.63%	68	0	0.00%
Vote by Mail	40	6.73%	56	9.43%	121	20.37%	9	1.52%	95	15.99%	569	0	0.00%
Remote	0		0		0		0		0		0	0	
Total	41	6.17%	64	9.62%	126	18.95%	13	1.95%	99	14.89%	637	0	0.00%
0157205													
Vote Center	7	6.42%	9	8.26%	9	8.26%	1	0.92%	11	10.09%	108	0	0.00%
Vote by Mail	53	5.90%	76	8.46%	228	25.39%	8	0.89%	126	14.03%	866	0	0.00%
Remote	0		0		0		0		0		0	0	
Total	60	5.96%	85	8.44%	237	23.54%	9	0.89%	137	13.60%	974	0	0.00%

Precinct	Times Cast	Registered Voters
0157213		
Vote Center	71	1,252
Vote by Mail	341	1,252
Remote	0	1,252
Total	412	1,252
0157217		
Vote Center	83	1,705
Vote by Mail	462	1,705
Remote	0	1,705
Total	545	1,705
0157218		
Vote Center	189	2,680
Vote by Mail	993	2,680
Remote	0	2,680
Total	1,182	2,680
0157226		
Vote Center	143	2,243
Vote by Mail	714	2,243
Remote	0	2,243
Total	857	2,243
0157306		
Vote Center	119	2,243
Vote by Mail	1,003	2,243
Remote	0	2,243
Total	1,122	2,243
0157311		
Vote Center	143	2,180
Vote by Mail	833	2,180
Remote	0	2,180
Total	976	2,180

Precinct	STEVE GARVEY (REP)		SEPI GILANI (DEM)	
0157213				
Vote Center	38	53.52%	1	1.41%
Vote by Mail	97	28.45%	2	0.59%
Remote	0		0	
Total	135	32.77%	3	0.73%
0157217				
Vote Center	48	57.83%	0	0.00%
Vote by Mail	161	34.85%	3	0.65%
Remote	0		0	
Total	209	38.35%	3	0.55%
0157218				
Vote Center	111	58.73%	1	0.53%
Vote by Mail	384	38.67%	4	0.40%
Remote	0		0	
Total	495	41.88%	5	0.42%
0157226				
Vote Center	89	62.24%	0	0.00%
Vote by Mail	269	37.68%	7	0.98%
Remote	0		0	
Total	358	41.77%	7	0.82%
0157306				
Vote Center	77	64.71%	1	0.84%
Vote by Mail	419	41.77%	5	0.50%
Remote	0		0	
Total	496	44.21%	6	0.53%
0157311				
Vote Center	83	58.04%	0	0.00%
Vote by Mail	321	38.54%	7	0.84%
Remote	0		0	
Total	404	41.39%	7	0.72%

Precinct	BARBARA LEE (DEM)		ERIC EARLY (REP)		ADAM B. SCHIFF (DEM)		CHRISTINA PASCUCCI (DEM)		KATIE PORTER (DEM)		Total Votes	MICHAEL JOSEPH DILGER Qualified Write In	
0157213													
Vote Center	6	8.45%	11	15.49%	7	9.86%	0	0.00%	6	8.45%	69	0	0.00%
Vote by Mail	30	8.80%	35	10.26%	94	27.57%	8	2.35%	57	16.72%	323	0	0.00%
Remote	0		0		0		0		0		0	0	
Total	36	8.74%	46	11.17%	101	24.51%	8	1.94%	63	15.29%	392	0	0.00%
0157217													
Vote Center	5	6.02%	5	6.02%	15	18.07%	1	1.20%	6	7.23%	80	0	0.00%
Vote by Mail	44	9.52%	34	7.36%	95	20.56%	9	1.95%	88	19.05%	434	0	0.00%
Remote	0		0		0		0		0		0	0	
Total	49	8.99%	39	7.16%	110	20.18%	10	1.83%	94	17.25%	514	0	0.00%
0157218													
Vote Center	11	5.82%	19	10.05%	23	12.17%	0	0.00%	21	11.11%	186	0	0.00%
Vote by Mail	62	6.24%	85	8.56%	249	25.08%	20	2.01%	148	14.90%	952	0	0.00%
Remote	0		0		0		0		0		0	0	
Total	73	6.18%	104	8.80%	272	23.01%	20	1.69%	169	14.30%	1,138	0	0.00%
0157226													
Vote Center	2	1.40%	19	13.29%	18	12.59%	1	0.70%	10	6.99%	139	0	0.00%
Vote by Mail	51	7.14%	79	11.06%	172	24.09%	5	0.70%	102	14.29%	685	0	0.00%
Remote	0		0		0		0		0		0	0	
Total	53	6.18%	98	11.44%	190	22.17%	6	0.70%	112	13.07%	824	0	0.00%
0157306													
Vote Center	4	3.36%	8	6.72%	19	15.97%	0	0.00%	10	8.40%	119	0	0.00%
Vote by Mail	48	4.79%	79	7.88%	269	26.82%	7	0.70%	131	13.06%	958	0	0.00%
Remote	0		0		0		0		0		0	0	
Total	52	4.63%	87	7.75%	288	25.67%	7	0.62%	141	12.57%	1,077	0	0.00%
0157311													
Vote Center	5	3.50%	16	11.19%	19	13.29%	1	0.70%	14	9.79%	138	0	0.00%
Vote by Mail	49	5.88%	71	8.52%	225	27.01%	6	0.72%	128	15.37%	807	0	0.00%
Remote	0		0		0		0		0		0	0	
Total	54	5.53%	87	8.91%	244	25.00%	7	0.72%	142	14.55%	945	0	0.00%

Precinct	Times Cast	Registered Voters
0157318		
Vote Center	112	1,936
Vote by Mail	660	1,936
Remote	0	1,936
Total	772	1,936
0157396		
Vote Center	81	1,759
Vote by Mail	739	1,759
Remote	0	1,759
Total	820	1,759
0157401		
Vote Center	84	2,406
Vote by Mail	1,804	2,406
Remote	0	2,406
Total	1,888	2,406
0157403		
Vote Center	110	2,187
Vote by Mail	929	2,187
Remote	0	2,187
Total	1,039	2,187
0157405		
Vote Center	156	2,210
Vote by Mail	984	2,210
Remote	0	2,210
Total	1,140	2,210
0157407		
Vote Center	122	2,991
Vote by Mail	1,063	2,991
Remote	0	2,991
Total	1,185	2,991

Precinct	STEVE GARVEY (REP)		SEPI GILANI (DEM)	
0157318				
Vote Center	68	60.71%	0	0.00%
Vote by Mail	252	38.18%	8	1.21%
Remote	0		0	
Total	320	41.45%	8	1.04%
0157396				
Vote Center	47	58.02%	0	0.00%
Vote by Mail	268	36.27%	4	0.54%
Remote	0		0	
Total	315	38.41%	4	0.49%
0157401				
Vote Center	42	50.00%	0	0.00%
Vote by Mail	635	35.20%	6	0.33%
Remote	0		0	
Total	677	35.86%	6	0.32%
0157403				
Vote Center	71	64.55%	0	0.00%
Vote by Mail	375	40.37%	3	0.32%
Remote	0		0	
Total	446	42.93%	3	0.29%
0157405				
Vote Center	109	69.87%	0	0.00%
Vote by Mail	420	42.68%	7	0.71%
Remote	0		0	
Total	529	46.40%	7	0.61%
0157407				
Vote Center	81	66.39%	1	0.82%
Vote by Mail	367	34.52%	9	0.85%
Remote	0		0	
Total	448	37.81%	10	0.84%

Precinct	BARBARA LEE (DEM)		ERIC EARLY (REP)		ADAM B. SCHIFF (DEM)		CHRISTINA PASCUCCI (DEM)		KATIE PORTER (DEM)		Total Votes	MICHAEL JOSEPH DILGER Qualified Write In	
0157318													
Vote Center	3	2.68%	9	8.04%	19	16.96%	0	0.00%	10	8.93%	109	0	0.00%
Vote by Mail	58	8.79%	65	9.85%	149	22.58%	4	0.61%	102	15.45%	638	0	0.00%
Remote	0		0		0		0		0		0	0	
Total	61	7.90%	74	9.59%	168	21.76%	4	0.52%	112	14.51%	747	0	0.00%
0157396													
Vote Center	1	1.23%	11	13.58%	7	8.64%	1	1.23%	10	12.35%	77	0	0.00%
Vote by Mail	58	7.85%	67	9.07%	196	26.52%	10	1.35%	100	13.53%	703	0	0.00%
Remote	0		0		0		0		0		0	0	
Total	59	7.20%	78	9.51%	203	24.76%	11	1.34%	110	13.41%	780	0	0.00%
0157401													
Vote Center	6	7.14%	24	28.57%	6	7.14%	0	0.00%	6	7.14%	84	0	0.00%
Vote by Mail	57	3.16%	181	10.03%	652	36.14%	8	0.44%	209	11.59%	1,748	0	0.00%
Remote	0		0		0		0		0		0	0	
Total	63	3.34%	205	10.86%	658	34.85%	8	0.42%	215	11.39%	1,832	0	0.00%
0157403													
Vote Center	3	2.73%	20	18.18%	7	6.36%	0	0.00%	7	6.36%	108	0	0.00%
Vote by Mail	39	4.20%	107	11.52%	239	25.73%	5	0.54%	130	13.99%	898	0	0.00%
Remote	0		0		0		0		0		0	0	
Total	42	4.04%	127	12.22%	246	23.68%	5	0.48%	137	13.19%	1,006	0	0.00%
0157405													
Vote Center	4	2.56%	13	8.33%	11	7.05%	1	0.64%	11	7.05%	149	0	0.00%
Vote by Mail	47	4.78%	86	8.74%	235	23.88%	16	1.63%	137	13.92%	948	0	0.00%
Remote	0		0		0		0		0		0	0	
Total	51	4.47%	99	8.68%	246	21.58%	17	1.49%	148	12.98%	1,097	0	0.00%
0157407													
Vote Center	7	5.74%	11	9.02%	11	9.02%	1	0.82%	10	8.20%	122	0	0.00%
Vote by Mail	78	7.34%	109	10.25%	257	24.18%	10	0.94%	188	17.69%	1,018	0	0.00%
Remote	0		0		0		0		0		0	0	
Total	85	7.17%	120	10.13%	268	22.62%	11	0.93%	198	16.71%	1,140	0	0.00%

Precinct	Times Cast	Registered Voters
0157408		
Vote Center	47	1,998
Vote by Mail	1,211	1,998
Remote	0	1,998
Total	1,258	1,998
0157409		
Vote Center	36	1,132
Vote by Mail	874	1,132
Remote	0	1,132
Total	910	1,132
0157412		
Vote Center	119	2,538
Vote by Mail	824	2,538
Remote	0	2,538
Total	943	2,538
0157414		
Vote Center	96	2,793
Vote by Mail	950	2,793
Remote	0	2,793
Total	1,046	2,793
0157415		
Vote Center	154	2,842
Vote by Mail	1,219	2,842
Remote	0	2,842
Total	1,373	2,842
0157502		
Vote Center	151	2,638
Vote by Mail	1,060	2,638
Remote	0	2,638
Total	1,211	2,638

Precinct	STEVE GARVEY (REP)		SEPI GILANI (DEM)	
0157408				
Vote Center	28	59.57%	0	0.00%
Vote by Mail	422	34.85%	5	0.41%
Remote	0		0	
Total	450	35.77%	5	0.40%
0157409				
Vote Center	20	55.56%	0	0.00%
Vote by Mail	332	37.99%	3	0.34%
Remote	0		0	
Total	352	38.68%	3	0.33%
0157412				
Vote Center	82	68.91%	0	0.00%
Vote by Mail	303	36.77%	7	0.85%
Remote	0		0	
Total	385	40.83%	7	0.74%
0157414				
Vote Center	58	60.42%	0	0.00%
Vote by Mail	343	36.11%	14	1.47%
Remote	0		0	
Total	401	38.34%	14	1.34%
0157415				
Vote Center	93	60.39%	1	0.65%
Vote by Mail	515	42.25%	6	0.49%
Remote	0		0	
Total	608	44.28%	7	0.51%
0157502				
Vote Center	102	67.55%	1	0.66%
Vote by Mail	429	40.47%	4	0.38%
Remote	0		0	
Total	531	43.85%	5	0.41%

Precinct	BARBARA LEE (DEM)		ERIC EARLY (REP)		ADAM B. SCHIFF (DEM)		CHRISTINA PASCUCCI (DEM)		KATIE PORTER (DEM)		Total Votes	MICHAEL JOSEPH DILGER Qualified Write In	
0157408													
Vote Center	1	2.13%	1	2.13%	9	19.15%	0	0.00%	8	17.02%	47	0	0.00%
Vote by Mail	54	4.46%	117	9.66%	400	33.03%	3	0.25%	165	13.63%	1,166	0	0.00%
Remote	0		0		0		0		0		0	0	
Total	55	4.37%	118	9.38%	409	32.51%	3	0.24%	173	13.75%	1,213	0	0.00%
0157409													
Vote Center	1	2.78%	5	13.89%	5	13.89%	0	0.00%	5	13.89%	36	0	0.00%
Vote by Mail	25	2.86%	93	10.64%	289	33.07%	2	0.23%	103	11.78%	847	0	0.00%
Remote	0		0		0		0		0		0	0	
Total	26	2.86%	98	10.77%	294	32.31%	2	0.22%	108	11.87%	883	0	0.00%
0157412													
Vote Center	8	6.72%	7	5.88%	14	11.76%	1	0.84%	5	4.20%	117	0	0.00%
Vote by Mail	53	6.43%	60	7.28%	205	24.88%	8	0.97%	158	19.17%	794	0	0.00%
Remote	0		0		0		0		0		0	0	
Total	61	6.47%	67	7.10%	219	23.22%	9	0.95%	163	17.29%	911	0	0.00%
0157414													
Vote Center	8	8.33%	12	12.50%	11	11.46%	0	0.00%	4	4.17%	93	0	0.00%
Vote by Mail	85	8.95%	91	9.58%	236	24.84%	7	0.74%	141	14.84%	917	0	0.00%
Remote	0		0		0		0		0		0	0	
Total	93	8.89%	103	9.85%	247	23.61%	7	0.67%	145	13.86%	1,010	0	0.00%
0157415													
Vote Center	7	4.55%	15	9.74%	14	9.09%	0	0.00%	19	12.34%	149	0	0.00%
Vote by Mail	64	5.25%	119	9.76%	292	23.95%	12	0.98%	166	13.62%	1,174	0	0.00%
Remote	0		0		0		0		0		0	0	
Total	71	5.17%	134	9.76%	306	22.29%	12	0.87%	185	13.47%	1,323	0	0.00%
0157502													
Vote Center	2	1.32%	23	15.23%	10	6.62%	1	0.66%	6	3.97%	145	0	0.00%
Vote by Mail	59	5.57%	111	10.47%	275	25.94%	16	1.51%	131	12.36%	1,025	0	0.00%
Remote	0		0		0		0		0		0	0	
Total	61	5.04%	134	11.07%	285	23.53%	17	1.40%	137	11.31%	1,170	0	0.00%

Precinct	Times Cast	Registered Voters
0157503		
Vote Center	97	2,454
Vote by Mail	873	2,454
Remote	0	2,454
Total	970	2,454
0157506		
Vote Center	140	2,886
Vote by Mail	1,064	2,886
Remote	0	2,886
Total	1,204	2,886
0231120		
Vote Center	212	2,885
Vote by Mail	1,124	2,885
Remote	0	2,885
Total	1,336	2,885
0231147		
Vote Center	103	1,872
Vote by Mail	835	1,872
Remote	0	1,872
Total	938	1,872
0234104		
Vote Center	1	127
Vote by Mail	19	127
Remote	0	127
Total	20	127
0251129		
Vote Center	6	143
Vote by Mail	66	143
Remote	0	143
Total	72	143

Precinct	STEVE GARVEY (REP)		SEPI GILANI (DEM)	
0157503				
Vote Center	60	61.86%	0	0.00%
Vote by Mail	320	36.66%	6	0.69%
Remote	0		0	
Total	380	39.18%	6	0.62%
0157506				
Vote Center	93	66.43%	1	0.71%
Vote by Mail	421	39.57%	11	1.03%
Remote	0		0	
Total	514	42.69%	12	1.00%
0231120				
Vote Center	153	72.17%	2	0.94%
Vote by Mail	650	57.83%	2	0.18%
Remote	0		0	
Total	803	60.10%	4	0.30%
0231147				
Vote Center	75	72.82%	1	0.97%
Vote by Mail	444	53.17%	3	0.36%
Remote	0		0	
Total	519	55.33%	4	0.43%
0234104				
Vote Center	****	****	****	****
Vote by Mail	10	52.63%	0	0.00%
Remote	0		0	
Total	11	55.00%	0	0.00%
0251129				
Vote Center	****	****	****	****
Vote by Mail	32	48.48%	0	0.00%
Remote	0		0	
Total	37	51.39%	0	0.00%

Precinct	BARBARA LEE (DEM)		ERIC EARLY (REP)		ADAM B. SCHIFF (DEM)		CHRISTINA PASCUCCI (DEM)		KATIE PORTER (DEM)		Total Votes	MICHAEL JOSEPH DILGER Qualified Write In	
0157503													
Vote Center	2	2.06%	16	16.49%	10	10.31%	0	0.00%	9	9.28%	97	0	0.00%
Vote by Mail	76	8.71%	95	10.88%	207	23.71%	13	1.49%	126	14.43%	843	0	0.00%
Remote	0		0		0		0		0		0	0	
Total	78	8.04%	111	11.44%	217	22.37%	13	1.34%	135	13.92%	940	0	0.00%
0157506													
Vote Center	3	2.14%	17	12.14%	10	7.14%	1	0.71%	11	7.86%	136	0	0.00%
Vote by Mail	66	6.20%	100	9.40%	235	22.09%	24	2.26%	172	16.17%	1,029	0	0.00%
Remote	0		0		0		0		0		0	0	
Total	69	5.73%	117	9.72%	245	20.35%	25	2.08%	183	15.20%	1,165	0	0.00%
0231120													
Vote Center	4	1.89%	35	16.51%	4	1.89%	1	0.47%	7	3.30%	206	0	0.00%
Vote by Mail	31	2.76%	170	15.12%	147	13.08%	9	0.80%	77	6.85%	1,086	0	0.00%
Remote	0		0		0		0		0		0	0	
Total	35	2.62%	205	15.34%	151	11.30%	10	0.75%	84	6.29%	1,292	0	0.00%
0231147													
Vote Center	0	0.00%	14	13.59%	5	4.85%	0	0.00%	3	2.91%	98	0	0.00%
Vote by Mail	32	3.83%	118	14.13%	127	15.21%	3	0.36%	81	9.70%	808	0	0.00%
Remote	0		0		0		0		0		0	0	
Total	32	3.41%	132	14.07%	132	14.07%	3	0.32%	84	8.96%	906	0	0.00%
0234104													
Vote Center	****	****	****	****	****	****	****	****	****	****	****	****	****
Vote by Mail	0	0.00%	3	15.79%	0	0.00%	0	0.00%	5	26.32%	18	0	0.00%
Remote	0		0		0		0		0		0	0	
Total	0	0.00%	3	15.00%	0	0.00%	0	0.00%	5	25.00%	19	0	0.00%
0251129													
Vote Center	****	****	****	****	****	****	****	****	****	****	****	****	****
Vote by Mail	2	3.03%	8	12.12%	16	24.24%	0	0.00%	2	3.03%	60	0	0.00%
Remote	0		0		0		0		0		0	0	
Total	2	2.78%	8	11.11%	16	22.22%	0	0.00%	2	2.78%	65	0	0.00%

Precinct	Times Cast	Registered Voters
0251167		
Vote Center	41	760
Vote by Mail	387	760
Remote	0	760
Total	428	760
0251250		
Vote Center	0	1
Vote by Mail	0	1
Remote	0	1
Total	0	1
0254000		
Vote Center	0	0
Vote by Mail	0	0
Remote	0	0
Total	0	0
0254101		
Vote Center	87	1,775
Vote by Mail	605	1,775
Remote	0	1,775
Total	692	1,775
0254103		
Vote Center	57	1,438
Vote by Mail	523	1,438
Remote	0	1,438
Total	580	1,438
0254194		
Vote Center	99	1,947
Vote by Mail	723	1,947
Remote	0	1,947
Total	822	1,947

Precinct	STEVE GARVEY (REP)		SEPI GILANI (DEM)	
0251167				
Vote Center	35	85.37%	0	0.00%
Vote by Mail	189	48.84%	0	0.00%
Remote	0		0	
Total	224	52.34%	0	0.00%
0251250				
Vote Center	0		0	
Vote by Mail	0		0	
Remote	0		0	
Total	0		0	
0254000				
Vote Center	0		0	
Vote by Mail	0		0	
Remote	0		0	
Total	0		0	
0254101				
Vote Center	59	67.82%	0	0.00%
Vote by Mail	291	48.10%	0	0.00%
Remote	0		0	
Total	350	50.58%	0	0.00%
0254103				
Vote Center	36	63.16%	0	0.00%
Vote by Mail	236	45.12%	3	0.57%
Remote	0		0	
Total	272	46.90%	3	0.52%
0254194				
Vote Center	58	58.59%	0	0.00%
Vote by Mail	319	44.12%	6	0.83%
Remote	0		0	
Total	377	45.86%	6	0.73%

Precinct	BARBARA LEE (DEM)		ERIC EARLY (REP)		ADAM B. SCHIFF (DEM)		CHRISTINA PASCUCCI (DEM)		KATIE PORTER (DEM)		Total Votes	MICHAEL JOSEPH DILGER Qualified Write In	
0251167													
Vote Center	0	0.00%	4	9.76%	0	0.00%	0	0.00%	1	2.44%	40	0	0.00%
Vote by Mail	16	4.13%	34	8.79%	87	22.48%	1	0.26%	37	9.56%	364	0	0.00%
Remote	0		0		0		0		0		0	0	
Total	16	3.74%	38	8.88%	87	20.33%	1	0.23%	38	8.88%	404	0	0.00%
0251250													
Vote Center	0		0		0		0		0		0	0	
Vote by Mail	0		0		0		0		0		0	0	
Remote	0		0		0		0		0		0	0	
Total	0		0		0		0		0		0	0	
0254000													
Vote Center	0		0		0		0		0		0	0	
Vote by Mail	0		0		0		0		0		0	0	
Remote	0		0		0		0		0		0	0	
Total	0		0		0		0		0		0	0	
0254101													
Vote Center	4	4.60%	11	12.64%	8	9.20%	0	0.00%	3	3.45%	85	0	0.00%
Vote by Mail	27	4.46%	67	11.07%	117	19.34%	3	0.50%	75	12.40%	580	0	0.00%
Remote	0		0		0		0		0		0	0	
Total	31	4.48%	78	11.27%	125	18.06%	3	0.43%	78	11.27%	665	0	0.00%
0254103													
Vote Center	1	1.75%	11	19.30%	7	12.28%	1	1.75%	1	1.75%	57	0	0.00%
Vote by Mail	15	2.87%	67	12.81%	122	23.33%	4	0.76%	58	11.09%	505	0	0.00%
Remote	0		0		0		0		0		0	0	
Total	16	2.76%	78	13.45%	129	22.24%	5	0.86%	59	10.17%	562	0	0.00%
0254194													
Vote Center	10	10.10%	12	12.12%	6	6.06%	1	1.01%	10	10.10%	97	0	0.00%
Vote by Mail	38	5.26%	97	13.42%	123	17.01%	10	1.38%	97	13.42%	690	0	0.00%
Remote	0		0		0		0		0		0	0	
Total	48	5.84%	109	13.26%	129	15.69%	11	1.34%	107	13.02%	787	0	0.00%

Precinct	Times Cast	Registered Voters
0254195		
Vote Center	41	910
Vote by Mail	348	910
Remote	0	910
Total	389	910
0254198		
Vote Center	49	908
Vote by Mail	259	908
Remote	0	908
Total	308	908
0254203		
Vote Center	95	2,127
Vote by Mail	571	2,127
Remote	0	2,127
Total	666	2,127
0254294		
Vote Center	32	620
Vote by Mail	249	620
Remote	0	620
Total	281	620
0254297		
Vote Center	160	2,654
Vote by Mail	790	2,654
Remote	0	2,654
Total	950	2,654
0254301		
Vote Center	54	1,401
Vote by Mail	412	1,401
Remote	0	1,401
Total	466	1,401

Precinct	STEVE GARVEY (REP)		SEPI GILANI (DEM)	
0254195				
Vote Center	22	53.66%	0	0.00%
Vote by Mail	161	46.26%	0	0.00%
Remote	0		0	
Total	183	47.04%	0	0.00%
0254198				
Vote Center	34	69.39%	0	0.00%
Vote by Mail	95	36.68%	1	0.39%
Remote	0		0	
Total	129	41.88%	1	0.32%
0254203				
Vote Center	42	44.21%	1	1.05%
Vote by Mail	189	33.10%	5	0.88%
Remote	0		0	
Total	231	34.68%	6	0.90%
0254294				
Vote Center	22	68.75%	0	0.00%
Vote by Mail	113	45.38%	1	0.40%
Remote	0		0	
Total	135	48.04%	1	0.36%
0254297				
Vote Center	91	56.88%	0	0.00%
Vote by Mail	318	40.25%	5	0.63%
Remote	0		0	
Total	409	43.05%	5	0.53%
0254301				
Vote Center	34	62.96%	0	0.00%
Vote by Mail	168	40.78%	1	0.24%
Remote	0		0	
Total	202	43.35%	1	0.21%

Precinct	BARBARA LEE (DEM)		ERIC EARLY (REP)		ADAM B. SCHIFF (DEM)		CHRISTINA PASCUCCI (DEM)		KATIE PORTER (DEM)		Total Votes	MICHAEL JOSEPH DILGER Qualified Write In	
0254195													
Vote Center	3	7.32%	9	21.95%	3	7.32%	1	2.44%	2	4.88%	40	0	0.00%
Vote by Mail	21	6.03%	36	10.34%	67	19.25%	7	2.01%	41	11.78%	333	0	0.00%
Remote	0		0		0		0		0		0	0	
Total	24	6.17%	45	11.57%	70	17.99%	8	2.06%	43	11.05%	373	0	0.00%
0254198													
Vote Center	2	4.08%	10	20.41%	1	2.04%	0	0.00%	2	4.08%	49	0	0.00%
Vote by Mail	11	4.25%	37	14.29%	69	26.64%	3	1.16%	34	13.13%	250	0	0.00%
Remote	0		0		0		0		0		0	0	
Total	13	4.22%	47	15.26%	70	22.73%	3	0.97%	36	11.69%	299	0	0.00%
0254203													
Vote Center	6	6.32%	16	16.84%	11	11.58%	3	3.16%	10	10.53%	89	0	0.00%
Vote by Mail	57	9.98%	70	12.26%	139	24.34%	13	2.28%	71	12.43%	544	0	0.00%
Remote	0		0		0		0		0		0	0	
Total	63	9.46%	86	12.91%	150	22.52%	16	2.40%	81	12.16%	633	0	0.00%
0254294													
Vote Center	0	0.00%	3	9.38%	4	12.50%	0	0.00%	0	0.00%	29	0	0.00%
Vote by Mail	14	5.62%	37	14.86%	44	17.67%	5	2.01%	29	11.65%	243	0	0.00%
Remote	0		0		0		0		0		0	0	
Total	14	4.98%	40	14.23%	48	17.08%	5	1.78%	29	10.32%	272	0	0.00%
0254297													
Vote Center	9	5.63%	27	16.88%	15	9.38%	1	0.63%	14	8.75%	157	0	0.00%
Vote by Mail	33	4.18%	107	13.54%	176	22.28%	10	1.27%	107	13.54%	756	0	0.00%
Remote	0		0		0		0		0		0	0	
Total	42	4.42%	134	14.11%	191	20.11%	11	1.16%	121	12.74%	913	0	0.00%
0254301													
Vote Center	1	1.85%	13	24.07%	2	3.70%	0	0.00%	3	5.56%	53	0	0.00%
Vote by Mail	24	5.83%	37	8.98%	95	23.06%	7	1.70%	58	14.08%	390	0	0.00%
Remote	0		0		0		0		0		0	0	
Total	25	5.36%	50	10.73%	97	20.82%	7	1.50%	61	13.09%	443	0	0.00%

Precinct	Times Cast	Registered Voters
0254304		
Vote Center	70	1,841
Vote by Mail	618	1,841
Remote	0	1,841
Total	688	1,841
0254306		
Vote Center	50	1,643
Vote by Mail	665	1,643
Remote	0	1,643
Total	715	1,643
0254307		
Vote Center	78	1,793
Vote by Mail	617	1,793
Remote	0	1,793
Total	695	1,793
0254401		
Vote Center	139	2,932
Vote by Mail	2,279	2,932
Remote	0	2,932
Total	2,418	2,932
0254404		
Vote Center	136	2,595
Vote by Mail	1,976	2,595
Remote	0	2,595
Total	2,112	2,595
0254409		
Vote Center	126	1,748
Vote by Mail	1,306	1,748
Remote	0	1,748
Total	1,432	1,748

Precinct	STEVE GARVEY (REP)		SEPI GILANI (DEM)	
0254304				
Vote Center	45	64.29%	0	0.00%
Vote by Mail	249	40.29%	2	0.32%
Remote	0		0	
Total	294	42.73%	2	0.29%
0254306				
Vote Center	32	64.00%	1	2.00%
Vote by Mail	268	40.30%	6	0.90%
Remote	0		0	
Total	300	41.96%	7	0.98%
0254307				
Vote Center	58	74.36%	0	0.00%
Vote by Mail	280	45.38%	3	0.49%
Remote	0		0	
Total	338	48.63%	3	0.43%
0254401				
Vote Center	82	58.99%	0	0.00%
Vote by Mail	879	38.57%	6	0.26%
Remote	0		0	
Total	961	39.74%	6	0.25%
0254404				
Vote Center	88	64.71%	1	0.74%
Vote by Mail	731	36.99%	2	0.10%
Remote	0		0	
Total	819	38.78%	3	0.14%
0254409				
Vote Center	74	58.73%	1	0.79%
Vote by Mail	493	37.75%	5	0.38%
Remote	0		0	
Total	567	39.59%	6	0.42%

Precinct	BARBARA LEE (DEM)		ERIC EARLY (REP)		ADAM B. SCHIFF (DEM)		CHRISTINA PASCUCCI (DEM)		KATIE PORTER (DEM)		Total Votes	MICHAEL JOSEPH DILGER Qualified Write In	
0254304													
Vote Center	1	1.43%	9	12.86%	6	8.57%	2	2.86%	6	8.57%	69	0	0.00%
Vote by Mail	29	4.69%	74	11.97%	149	24.11%	7	1.13%	91	14.72%	601	0	0.00%
Remote	0		0		0		0		0		0	0	
Total	30	4.36%	83	12.06%	155	22.53%	9	1.31%	97	14.10%	670	0	0.00%
0254306													
Vote Center	0	0.00%	5	10.00%	8	16.00%	0	0.00%	3	6.00%	49	0	0.00%
Vote by Mail	51	7.67%	75	11.28%	132	19.85%	5	0.75%	106	15.94%	643	0	0.00%
Remote	0		0		0		0		0		0	0	
Total	51	7.13%	80	11.19%	140	19.58%	5	0.70%	109	15.24%	692	0	0.00%
0254307													
Vote Center	2	2.56%	10	12.82%	4	5.13%	0	0.00%	3	3.85%	77	0	0.00%
Vote by Mail	46	7.46%	72	11.67%	114	18.48%	5	0.81%	78	12.64%	598	0	0.00%
Remote	0		0		0		0		0		0	0	
Total	48	6.91%	82	11.80%	118	16.98%	5	0.72%	81	11.65%	675	0	0.00%
0254401													
Vote Center	1	0.72%	15	10.79%	30	21.58%	0	0.00%	7	5.04%	135	0	0.00%
Vote by Mail	59	2.59%	169	7.42%	826	36.24%	18	0.79%	238	10.44%	2,195	0	0.00%
Remote	0		0		0		0		0		0	0	
Total	60	2.48%	184	7.61%	856	35.40%	18	0.74%	245	10.13%	2,330	0	0.00%
0254404													
Vote Center	1	0.74%	4	2.94%	32	23.53%	0	0.00%	8	5.88%	134	0	0.00%
Vote by Mail	71	3.59%	139	7.03%	762	38.56%	4	0.20%	198	10.02%	1,907	0	0.00%
Remote	0		0		0		0		0		0	0	
Total	72	3.41%	143	6.77%	794	37.59%	4	0.19%	206	9.75%	2,041	0	0.00%
0254409													
Vote Center	6	4.76%	11	8.73%	20	15.87%	0	0.00%	13	10.32%	125	0	0.00%
Vote by Mail	43	3.29%	99	7.58%	491	37.60%	7	0.54%	135	10.34%	1,273	0	0.00%
Remote	0		0		0		0		0		0	0	
Total	49	3.42%	110	7.68%	511	35.68%	7	0.49%	148	10.34%	1,398	0	0.00%

Precinct	Times Cast	Registered Voters
0254495		
Vote Center	70	1,374
Vote by Mail	1,048	1,374
Remote	0	1,374
Total	1,118	1,374
0254497		
Vote Center	30	433
Vote by Mail	326	433
Remote	0	433
Total	356	433
0254498		
Vote Center	23	586
Vote by Mail	355	586
Remote	0	586
Total	378	586
0254501		
Vote Center	81	1,598
Vote by Mail	562	1,598
Remote	0	1,598
Total	643	1,598
0254503		
Vote Center	108	2,757
Vote by Mail	1,543	2,757
Remote	0	2,757
Total	1,651	2,757
0254504		
Vote Center	80	2,163
Vote by Mail	995	2,163
Remote	0	2,163
Total	1,075	2,163

Precinct	STEVE GARVEY (REP)		SEPI GILANI (DEM)	
0254495				
Vote Center	50	71.43%	0	0.00%
Vote by Mail	398	37.98%	3	0.29%
Remote	0		0	
Total	448	40.07%	3	0.27%
0254497				
Vote Center	13	43.33%	0	0.00%
Vote by Mail	117	35.89%	0	0.00%
Remote	0		0	
Total	130	36.52%	0	0.00%
0254498				
Vote Center	8	34.78%	0	0.00%
Vote by Mail	141	39.72%	0	0.00%
Remote	0		0	
Total	149	39.42%	0	0.00%
0254501				
Vote Center	47	58.02%	2	2.47%
Vote by Mail	266	47.33%	4	0.71%
Remote	0		0	
Total	313	48.68%	6	0.93%
0254503				
Vote Center	66	61.11%	1	0.93%
Vote by Mail	691	44.78%	6	0.39%
Remote	0		0	
Total	757	45.85%	7	0.42%
0254504				
Vote Center	56	70.00%	0	0.00%
Vote by Mail	488	49.05%	2	0.20%
Remote	0		0	
Total	544	50.60%	2	0.19%

Precinct	BARBARA LEE (DEM)		ERIC EARLY (REP)		ADAM B. SCHIFF (DEM)		CHRISTINA PASCUCCI (DEM)		KATIE PORTER (DEM)		Total Votes	MICHAEL JOSEPH DILGER Qualified Write In	
0254495													
Vote Center	0	0.00%	7	10.00%	8	11.43%	0	0.00%	3	4.29%	68	0	0.00%
Vote by Mail	40	3.82%	77	7.35%	396	37.79%	8	0.76%	90	8.59%	1,012	0	0.00%
Remote	0		0		0		0		0		0	0	
Total	40	3.58%	84	7.51%	404	36.14%	8	0.72%	93	8.32%	1,080	0	0.00%
0254497													
Vote Center	1	3.33%	3	10.00%	10	33.33%	0	0.00%	2	6.67%	29	0	0.00%
Vote by Mail	15	4.60%	19	5.83%	119	36.50%	5	1.53%	39	11.96%	314	0	0.00%
Remote	0		0		0		0		0		0	0	
Total	16	4.49%	22	6.18%	129	36.24%	5	1.40%	41	11.52%	343	0	0.00%
0254498													
Vote Center	3	13.04%	5	21.74%	5	21.74%	0	0.00%	1	4.35%	22	0	0.00%
Vote by Mail	11	3.10%	36	10.14%	117	32.96%	1	0.28%	39	10.99%	345	0	0.00%
Remote	0		0		0		0		0		0	0	
Total	14	3.70%	41	10.85%	122	32.28%	1	0.26%	40	10.58%	367	0	0.00%
0254501													
Vote Center	4	4.94%	15	18.52%	5	6.17%	2	2.47%	3	3.70%	78	0	0.00%
Vote by Mail	30	5.34%	78	13.88%	92	16.37%	7	1.25%	65	11.57%	542	0	0.00%
Remote	0		0		0		0		0		0	0	
Total	34	5.29%	93	14.46%	97	15.09%	9	1.40%	68	10.58%	620	0	0.00%
0254503													
Vote Center	3	2.78%	17	15.74%	15	13.89%	0	0.00%	3	2.78%	105	0	0.00%
Vote by Mail	47	3.05%	137	8.88%	410	26.57%	12	0.78%	183	11.86%	1,486	0	0.00%
Remote	0		0		0		0		0		0	0	
Total	50	3.03%	154	9.33%	425	25.74%	12	0.73%	186	11.27%	1,591	0	0.00%
0254504													
Vote Center	1	1.25%	12	15.00%	8	10.00%	0	0.00%	2	2.50%	79	0	0.00%
Vote by Mail	50	5.03%	85	8.54%	230	23.12%	5	0.50%	102	10.25%	962	0	0.00%
Remote	0		0		0		0		0		0	0	
Total	51	4.74%	97	9.02%	238	22.14%	5	0.47%	104	9.67%	1,041	0	0.00%

Precinct	Times Cast	Registered Voters
0254507		
Vote Center	65	1,866
Vote by Mail	470	1,866
Remote	0	1,866
Total	535	1,866
0254598		
Vote Center	3	111
Vote by Mail	90	111
Remote	0	111
Total	93	111
0254599		
Vote Center	1	219
Vote by Mail	72	219
Remote	0	219
Total	73	219
0257501		
Vote Center	71	2,475
Vote by Mail	730	2,475
Remote	0	2,475
Total	801	2,475
0257511		
Vote Center	137	2,674
Vote by Mail	1,437	2,674
Remote	0	2,674
Total	1,574	2,674
0257513		
Vote Center	118	2,577
Vote by Mail	1,131	2,577
Remote	0	2,577
Total	1,249	2,577

Precinct	STEVE GARVEY (REP)		SEPI GILANI (DEM)	
0254507				
Vote Center	38	58.46%	1	1.54%
Vote by Mail	143	30.43%	5	1.06%
Remote	0		0	
Total	181	33.83%	6	1.12%
0254598				
Vote Center	****	****	****	****
Vote by Mail	36	40.00%	1	1.11%
Remote	0		0	
Total	38	40.86%	1	1.08%
0254599				
Vote Center	****	****	****	****
Vote by Mail	22	30.56%	1	1.39%
Remote	0		0	
Total	23	31.51%	1	1.37%
0257501				
Vote Center	43	60.56%	0	0.00%
Vote by Mail	250	34.25%	6	0.82%
Remote	0		0	
Total	293	36.58%	6	0.75%
0257511				
Vote Center	67	48.91%	1	0.73%
Vote by Mail	493	34.31%	16	1.11%
Remote	0		0	
Total	560	35.58%	17	1.08%
0257513				
Vote Center	65	55.08%	0	0.00%
Vote by Mail	342	30.24%	4	0.35%
Remote	0		0	
Total	407	32.59%	4	0.32%

Precinct	BARBARA LEE (DEM)		ERIC EARLY (REP)		ADAM B. SCHIFF (DEM)		CHRISTINA PASCUCCI (DEM)		KATIE PORTER (DEM)		Total Votes	MICHAEL JOSEPH DILGER Qualified Write In	
0254507													
Vote Center	5	7.69%	8	12.31%	5	7.69%	1	1.54%	5	7.69%	63	0	0.00%
Vote by Mail	44	9.36%	79	16.81%	98	20.85%	7	1.49%	74	15.74%	450	0	0.00%
Remote	0		0		0		0		0		0	0	
Total	49	9.16%	87	16.26%	103	19.25%	8	1.50%	79	14.77%	513	0	0.00%
0254598													
Vote Center	****	****	****	****	****	****	****	****	****	****	****	****	****
Vote by Mail	1	1.11%	5	5.56%	34	37.78%	0	0.00%	11	12.22%	88	0	0.00%
Remote	0		0		0		0		0		0	0	
Total	1	1.08%	5	5.38%	35	37.63%	0	0.00%	11	11.83%	91	0	0.00%
0254599													
Vote Center	****	****	****	****	****	****	****	****	****	****	****	****	****
Vote by Mail	2	2.78%	6	8.33%	24	33.33%	1	1.39%	12	16.67%	68	0	0.00%
Remote	0		0		0		0		0		0	0	
Total	2	2.74%	6	8.22%	24	32.88%	1	1.37%	12	16.44%	69	0	0.00%
0257501													
Vote Center	5	7.04%	10	14.08%	6	8.45%	0	0.00%	4	5.63%	68	0	0.00%
Vote by Mail	62	8.49%	87	11.92%	190	26.03%	10	1.37%	98	13.42%	703	0	0.00%
Remote	0		0		0		0		0		0	0	
Total	67	8.36%	97	12.11%	196	24.47%	10	1.25%	102	12.73%	771	0	0.00%
0257511													
Vote Center	5	3.65%	19	13.87%	29	21.17%	2	1.46%	13	9.49%	136	0	0.00%
Vote by Mail	76	5.29%	133	9.26%	488	33.96%	9	0.63%	181	12.60%	1,396	0	0.00%
Remote	0		0		0		0		0		0	0	
Total	81	5.15%	152	9.66%	517	32.85%	11	0.70%	194	12.33%	1,532	0	0.00%
0257513													
Vote Center	7	5.93%	13	11.02%	14	11.86%	0	0.00%	12	10.17%	111	0	0.00%
Vote by Mail	73	6.45%	80	7.07%	432	38.20%	14	1.24%	155	13.70%	1,100	0	0.00%
Remote	0		0		0		0		0		0	0	
Total	80	6.41%	93	7.45%	446	35.71%	14	1.12%	167	13.37%	1,211	0	0.00%

Precinct	Times Cast	Registered Voters
0257514		
Vote Center	65	1,545
Vote by Mail	469	1,545
Remote	0	1,545
Total	534	1,545
0257515		
Vote Center	190	2,989
Vote by Mail	1,039	2,989
Remote	0	2,989
Total	1,229	2,989
0257517		
Vote Center	122	2,625
Vote by Mail	860	2,625
Remote	0	2,625
Total	982	2,625
0257527		
Vote Center	85	1,937
Vote by Mail	586	1,937
Remote	0	1,937
Total	671	1,937
0257528		
Vote Center	139	2,946
Vote by Mail	862	2,946
Remote	0	2,946
Total	1,001	2,946
0257599		
Vote Center	0	0
Vote by Mail	0	0
Remote	0	0
Total	0	0

Precinct	STEVE GARVEY (REP)		SEPI GILANI (DEM)	
0257514				
Vote Center	31	47.69%	0	0.00%
Vote by Mail	146	31.13%	1	0.21%
Remote	0		0	
Total	177	33.15%	1	0.19%
0257515				
Vote Center	109	57.37%	4	2.11%
Vote by Mail	356	34.26%	13	1.25%
Remote	0		0	
Total	465	37.84%	17	1.38%
0257517				
Vote Center	61	50.00%	0	0.00%
Vote by Mail	283	32.91%	4	0.47%
Remote	0		0	
Total	344	35.03%	4	0.41%
0257527				
Vote Center	45	52.94%	0	0.00%
Vote by Mail	182	31.06%	5	0.85%
Remote	0		0	
Total	227	33.83%	5	0.75%
0257528				
Vote Center	60	43.17%	1	0.72%
Vote by Mail	269	31.21%	6	0.70%
Remote	0		0	
Total	329	32.87%	7	0.70%
0257599				
Vote Center	0		0	
Vote by Mail	0		0	
Remote	0		0	
Total	0		0	

Precinct	BARBARA LEE (DEM)		ERIC EARLY (REP)		ADAM B. SCHIFF (DEM)		CHRISTINA PASCUCCI (DEM)		KATIE PORTER (DEM)		Total Votes	MICHAEL JOSEPH DILGER Qualified Write In	
0257514													
Vote Center	5	7.69%	15	23.08%	12	18.46%	0	0.00%	2	3.08%	65	0	0.00%
Vote by Mail	51	10.87%	59	12.58%	112	23.88%	3	0.64%	75	15.99%	447	0	0.00%
Remote	0		0		0		0		0		0	0	
Total	56	10.49%	74	13.86%	124	23.22%	3	0.56%	77	14.42%	512	0	0.00%
0257515													
Vote Center	9	4.74%	18	9.47%	22	11.58%	1	0.53%	21	11.05%	184	0	0.00%
Vote by Mail	88	8.47%	95	9.14%	281	27.05%	18	1.73%	147	14.15%	998	0	0.00%
Remote	0		0		0		0		0		0	0	
Total	97	7.89%	113	9.19%	303	24.65%	19	1.55%	168	13.67%	1,182	0	0.00%
0257517													
Vote Center	6	4.92%	26	21.31%	11	9.02%	1	0.82%	12	9.84%	117	0	0.00%
Vote by Mail	74	8.60%	98	11.40%	217	25.23%	8	0.93%	143	16.63%	827	0	0.00%
Remote	0		0		0		0		0		0	0	
Total	80	8.15%	124	12.63%	228	23.22%	9	0.92%	155	15.78%	944	0	0.00%
0257527													
Vote Center	7	8.24%	8	9.41%	15	17.65%	0	0.00%	6	7.06%	81	0	0.00%
Vote by Mail	65	11.09%	83	14.16%	129	22.01%	13	2.22%	90	15.36%	567	0	0.00%
Remote	0		0		0		0		0		0	0	
Total	72	10.73%	91	13.56%	144	21.46%	13	1.94%	96	14.31%	648	0	0.00%
0257528													
Vote Center	15	10.79%	13	9.35%	20	14.39%	1	0.72%	23	16.55%	133	0	0.00%
Vote by Mail	67	7.77%	100	11.60%	224	25.99%	10	1.16%	153	17.75%	829	0	0.00%
Remote	0		0		0		0		0		0	0	
Total	82	8.19%	113	11.29%	244	24.38%	11	1.10%	176	17.58%	962	0	0.00%
0257599													
Vote Center	0		0		0		0		0		0	0	
Vote by Mail	0		0		0		0		0		0	0	
Remote	0		0		0		0		0		0	0	
Total	0		0		0		0		0		0	0	

Precinct	Times Cast	Registered Voters
0351144		
Vote Center	3	169
Vote by Mail	83	169
Remote	0	169
Total	86	169
0351219		
Vote Center	111	1,760
Vote by Mail	873	1,760
Remote	0	1,760
Total	984	1,760
0351286		
Vote Center		2
Vote by Mail		2
Remote		2
Total		2
0351320		
Vote Center	93	1,982
Vote by Mail	924	1,982
Remote	0	1,982
Total	1,017	1,982
0351416		
Vote Center	0	42
Vote by Mail	19	42
Remote	0	42
Total	19	42
0355001		
Vote Center	226	2,721
Vote by Mail	1,158	2,721
Remote	0	2,721
Total	1,384	2,721

Precinct	STEVE GARVEY (REP)		SEPI GILANI (DEM)	
0351144				
Vote Center	****	****	****	****
Vote by Mail	43	51.81%	0	0.00%
Remote	0		0	
Total	46	53.49%	0	0.00%
0351219				
Vote Center	88	79.28%	0	0.00%
Vote by Mail	463	53.04%	4	0.46%
Remote	0		0	
Total	551	56.00%	4	0.41%
0351286				
Vote Center				
Vote by Mail				
Remote				
Total				
0351320				
Vote Center	56	60.22%	1	1.08%
Vote by Mail	438	47.40%	5	0.54%
Remote	0		0	
Total	494	48.57%	6	0.59%
0351416				
Vote Center	0		0	
Vote by Mail	13	68.42%	0	0.00%
Remote	0		0	
Total	13	68.42%	0	0.00%
0355001				
Vote Center	145	64.16%	0	0.00%
Vote by Mail	505	43.61%	4	0.35%
Remote	0		0	
Total	650	46.97%	4	0.29%

Precinct	BARBARA LEE (DEM)		ERIC EARLY (REP)		ADAM B. SCHIFF (DEM)		CHRISTINA PASCUCCI (DEM)		KATIE PORTER (DEM)		Total Votes	MICHAEL JOSEPH DILGER Qualified Write In	
0351144													
Vote Center	****	****	****	****	****	****	****	****	****	****	****	****	****
Vote by Mail	2	2.41%	12	14.46%	18	21.69%	0	0.00%	6	7.23%	81	0	0.00%
Remote	0		0		0		0		0		0	0	
Total	2	2.33%	12	13.95%	18	20.93%	0	0.00%	6	6.98%	84	0	0.00%
0351219													
Vote Center	0	0.00%	11	9.91%	7	6.31%	2	1.80%	2	1.80%	110	0	0.00%
Vote by Mail	38	4.35%	99	11.34%	167	19.13%	5	0.57%	71	8.13%	847	0	0.00%
Remote	0		0		0		0		0		0	0	
Total	38	3.86%	110	11.18%	174	17.68%	7	0.71%	73	7.42%	957	0	0.00%
0351286													
Vote Center	[REDACTED]												
Vote by Mail	[REDACTED]												
Remote	[REDACTED]												
Total	[REDACTED]												
0351320													
Vote Center	2	2.15%	20	21.51%	6	6.45%	0	0.00%	6	6.45%	91	0	0.00%
Vote by Mail	46	4.98%	111	12.01%	179	19.37%	16	1.73%	94	10.17%	889	0	0.00%
Remote	0		0		0		0		0		0	0	
Total	48	4.72%	131	12.88%	185	18.19%	16	1.57%	100	9.83%	980	0	0.00%
0351416													
Vote Center	0		0		0		0		0		0	0	
Vote by Mail	1	5.26%	0	0.00%	3	15.79%	0	0.00%	2	10.53%	19	0	0.00%
Remote	0		0		0		0		0		0	0	
Total	1	5.26%	0	0.00%	3	15.79%	0	0.00%	2	10.53%	19	0	0.00%
0355001													
Vote Center	2	0.88%	45	19.91%	10	4.42%	0	0.00%	14	6.19%	216	0	0.00%
Vote by Mail	47	4.06%	188	16.23%	261	22.54%	3	0.26%	106	9.15%	1,114	0	0.00%
Remote	0		0		0		0		0		0	0	
Total	49	3.54%	233	16.84%	271	19.58%	3	0.22%	120	8.67%	1,330	0	0.00%

Precinct	Times Cast	Registered Voters
0355008		
Vote Center	177	2,205
Vote by Mail	992	2,205
Remote	0	2,205
Total	1,169	2,205
0356001		
Vote Center	123	2,109
Vote by Mail	693	2,109
Remote	0	2,109
Total	816	2,109
0356004		
Vote Center	139	2,283
Vote by Mail	917	2,283
Remote	0	2,283
Total	1,056	2,283
0356006		
Vote Center	87	1,482
Vote by Mail	675	1,482
Remote	0	1,482
Total	762	1,482
0356009		
Vote Center	129	2,390
Vote by Mail	894	2,390
Remote	0	2,390
Total	1,023	2,390
0356013		
Vote Center	114	2,875
Vote by Mail	1,026	2,875
Remote	0	2,875
Total	1,140	2,875

Precinct	STEVE GARVEY (REP)		SEPI GILANI (DEM)	
0355008				
Vote Center	117	66.10%	0	0.00%
Vote by Mail	445	44.86%	7	0.71%
Remote	0		0	
Total	562	48.08%	7	0.60%
0356001				
Vote Center	76	61.79%	0	0.00%
Vote by Mail	264	38.10%	2	0.29%
Remote	0		0	
Total	340	41.67%	2	0.25%
0356004				
Vote Center	95	68.35%	0	0.00%
Vote by Mail	376	41.00%	4	0.44%
Remote	0		0	
Total	471	44.60%	4	0.38%
0356006				
Vote Center	53	60.92%	0	0.00%
Vote by Mail	301	44.59%	6	0.89%
Remote	0		0	
Total	354	46.46%	6	0.79%
0356009				
Vote Center	73	56.59%	0	0.00%
Vote by Mail	402	44.97%	1	0.11%
Remote	0		0	
Total	475	46.43%	1	0.10%
0356013				
Vote Center	65	57.02%	0	0.00%
Vote by Mail	402	39.18%	5	0.49%
Remote	0		0	
Total	467	40.96%	5	0.44%

Precinct	BARBARA LEE (DEM)		ERIC EARLY (REP)		ADAM B. SCHIFF (DEM)		CHRISTINA PASCUCCI (DEM)		KATIE PORTER (DEM)		Total Votes	MICHAEL JOSEPH DILGER Qualified Write In	
0355008													
Vote Center	2	1.13%	36	20.34%	14	7.91%	0	0.00%	6	3.39%	175	0	0.00%
Vote by Mail	52	5.24%	135	13.61%	196	19.76%	7	0.71%	104	10.48%	946	0	0.00%
Remote	0		0		0		0		0		0	0	
Total	54	4.62%	171	14.63%	210	17.96%	7	0.60%	110	9.41%	1,121	0	0.00%
0356001													
Vote Center	2	1.63%	20	16.26%	14	11.38%	0	0.00%	8	6.50%	120	0	0.00%
Vote by Mail	45	6.49%	78	11.26%	160	23.09%	8	1.15%	110	15.87%	667	0	0.00%
Remote	0		0		0		0		0		0	0	
Total	47	5.76%	98	12.01%	174	21.32%	8	0.98%	118	14.46%	787	0	0.00%
0356004													
Vote Center	1	0.72%	13	9.35%	17	12.23%	0	0.00%	6	4.32%	132	0	0.00%
Vote by Mail	51	5.56%	98	10.69%	212	23.12%	15	1.64%	117	12.76%	873	0	0.00%
Remote	0		0		0		0		0		0	0	
Total	52	4.92%	111	10.51%	229	21.69%	15	1.42%	123	11.65%	1,005	0	0.00%
0356006													
Vote Center	1	1.15%	21	24.14%	6	6.90%	0	0.00%	4	4.60%	85	0	0.00%
Vote by Mail	27	4.00%	72	10.67%	161	23.85%	11	1.63%	70	10.37%	648	0	0.00%
Remote	0		0		0		0		0		0	0	
Total	28	3.67%	93	12.20%	167	21.92%	11	1.44%	74	9.71%	733	0	0.00%
0356009													
Vote Center	8	6.20%	22	17.05%	13	10.08%	0	0.00%	10	7.75%	126	0	0.00%
Vote by Mail	51	5.70%	88	9.84%	212	23.71%	13	1.45%	102	11.41%	869	0	0.00%
Remote	0		0		0		0		0		0	0	
Total	59	5.77%	110	10.75%	225	21.99%	13	1.27%	112	10.95%	995	0	0.00%
0356013													
Vote Center	4	3.51%	29	25.44%	6	5.26%	0	0.00%	8	7.02%	112	0	0.00%
Vote by Mail	82	7.99%	120	11.70%	222	21.64%	14	1.36%	136	13.26%	981	0	0.00%
Remote	0		0		0		0		0		0	0	
Total	86	7.54%	149	13.07%	228	20.00%	14	1.23%	144	12.63%	1,093	0	0.00%

Precinct	Times Cast	Registered Voters
0356015		
Vote Center	239	2,780
Vote by Mail	1,115	2,780
Remote	0	2,780
Total	1,354	2,780
0356017		
Vote Center	184	2,944
Vote by Mail	1,246	2,944
Remote	0	2,944
Total	1,430	2,944
0356018		
Vote Center	135	2,800
Vote by Mail	1,013	2,800
Remote	0	2,800
Total	1,148	2,800
0356019		
Vote Center	107	2,240
Vote by Mail	760	2,240
Remote	0	2,240
Total	867	2,240
0356021		
Vote Center	96	1,995
Vote by Mail	655	1,995
Remote	0	1,995
Total	751	1,995
0356029		
Vote Center	30	762
Vote by Mail	312	762
Remote	0	762
Total	342	762

Precinct	STEVE GARVEY (REP)		SEPI GILANI (DEM)	
0356015				
Vote Center	148	61.92%	1	0.42%
Vote by Mail	454	40.72%	11	0.99%
Remote	0		0	
Total	602	44.46%	12	0.89%
0356017				
Vote Center	119	64.67%	2	1.09%
Vote by Mail	456	36.60%	10	0.80%
Remote	0		0	
Total	575	40.21%	12	0.84%
0356018				
Vote Center	88	65.19%	1	0.74%
Vote by Mail	373	36.82%	4	0.39%
Remote	0		0	
Total	461	40.16%	5	0.44%
0356019				
Vote Center	64	59.81%	0	0.00%
Vote by Mail	258	33.95%	6	0.79%
Remote	0		0	
Total	322	37.14%	6	0.69%
0356021				
Vote Center	62	64.58%	0	0.00%
Vote by Mail	243	37.10%	1	0.15%
Remote	0		0	
Total	305	40.61%	1	0.13%
0356029				
Vote Center	23	76.67%	0	0.00%
Vote by Mail	154	49.36%	1	0.32%
Remote	0		0	
Total	177	51.75%	1	0.29%

Precinct	BARBARA LEE (DEM)		ERIC EARLY (REP)		ADAM B. SCHIFF (DEM)		CHRISTINA PASCUCCI (DEM)		KATIE PORTER (DEM)		Total Votes	MICHAEL JOSEPH DILGER Qualified Write In	
0356015													
Vote Center	10	4.18%	28	11.72%	26	10.88%	2	0.84%	16	6.69%	231	0	0.00%
Vote by Mail	67	6.01%	123	11.03%	253	22.69%	11	0.99%	159	14.26%	1,078	0	0.00%
Remote	0		0		0		0		0		0	0	
Total	77	5.69%	151	11.15%	279	20.61%	13	0.96%	175	12.92%	1,309	0	0.00%
0356017													
Vote Center	7	3.80%	21	11.41%	20	10.87%	1	0.54%	9	4.89%	179	0	0.00%
Vote by Mail	73	5.86%	151	12.12%	329	26.40%	14	1.12%	164	13.16%	1,197	0	0.00%
Remote	0		0		0		0		0		0	0	
Total	80	5.59%	172	12.03%	349	24.41%	15	1.05%	173	12.10%	1,376	0	0.00%
0356018													
Vote Center	1	0.74%	18	13.33%	13	9.63%	0	0.00%	9	6.67%	130	0	0.00%
Vote by Mail	75	7.40%	120	11.85%	236	23.30%	14	1.38%	146	14.41%	968	0	0.00%
Remote	0		0		0		0		0		0	0	
Total	76	6.62%	138	12.02%	249	21.69%	14	1.22%	155	13.50%	1,098	0	0.00%
0356019													
Vote Center	7	6.54%	20	18.69%	11	10.28%	0	0.00%	5	4.67%	107	0	0.00%
Vote by Mail	41	5.39%	80	10.53%	179	23.55%	3	0.39%	156	20.53%	723	0	0.00%
Remote	0		0		0		0		0		0	0	
Total	48	5.54%	100	11.53%	190	21.91%	3	0.35%	161	18.57%	830	0	0.00%
0356021													
Vote Center	2	2.08%	16	16.67%	11	11.46%	1	1.04%	3	3.13%	95	0	0.00%
Vote by Mail	50	7.63%	69	10.53%	143	21.83%	7	1.07%	110	16.79%	623	0	0.00%
Remote	0		0		0		0		0		0	0	
Total	52	6.92%	85	11.32%	154	20.51%	8	1.07%	113	15.05%	718	0	0.00%
0356029													
Vote Center	0	0.00%	2	6.67%	1	3.33%	2	6.67%	2	6.67%	30	0	0.00%
Vote by Mail	13	4.17%	44	14.10%	53	16.99%	1	0.32%	40	12.82%	306	0	0.00%
Remote	0		0		0		0		0		0	0	
Total	13	3.80%	46	13.45%	54	15.79%	3	0.88%	42	12.28%	336	0	0.00%

Precinct	Times Cast	Registered Voters
0356032		
Vote Center	55	872
Vote by Mail	454	872
Remote	0	872
Total	509	872
0356033		
Vote Center	62	954
Vote by Mail	477	954
Remote	0	954
Total	539	954
0356034		
Vote Center	133	2,535
Vote by Mail	1,033	2,535
Remote	0	2,535
Total	1,166	2,535
0356037		
Vote Center	83	1,861
Vote by Mail	624	1,861
Remote	0	1,861
Total	707	1,861
0356038		
Vote Center	119	2,711
Vote by Mail	1,022	2,711
Remote	0	2,711
Total	1,141	2,711
0356040		
Vote Center	132	2,636
Vote by Mail	1,194	2,636
Remote	0	2,636
Total	1,326	2,636

Precinct	STEVE GARVEY (REP)		SEPI GILANI (DEM)	
0356032				
Vote Center	35	63.64%	0	0.00%
Vote by Mail	206	45.37%	1	0.22%
Remote	0		0	
Total	241	47.35%	1	0.20%
0356033				
Vote Center	44	70.97%	0	0.00%
Vote by Mail	203	42.56%	3	0.63%
Remote	0		0	
Total	247	45.83%	3	0.56%
0356034				
Vote Center	80	60.15%	0	0.00%
Vote by Mail	380	36.79%	3	0.29%
Remote	0		0	
Total	460	39.45%	3	0.26%
0356037				
Vote Center	49	59.04%	0	0.00%
Vote by Mail	210	33.65%	7	1.12%
Remote	0		0	
Total	259	36.63%	7	0.99%
0356038				
Vote Center	74	62.18%	0	0.00%
Vote by Mail	398	38.94%	6	0.59%
Remote	0		0	
Total	472	41.37%	6	0.53%
0356040				
Vote Center	64	48.48%	1	0.76%
Vote by Mail	440	36.85%	4	0.34%
Remote	0		0	
Total	504	38.01%	5	0.38%

Precinct	BARBARA LEE (DEM)		ERIC EARLY (REP)		ADAM B. SCHIFF (DEM)		CHRISTINA PASCUCCI (DEM)		KATIE PORTER (DEM)		Total Votes	MICHAEL JOSEPH DILGER Qualified Write In	
0356032													
Vote Center	1	1.82%	6	10.91%	8	14.55%	0	0.00%	5	9.09%	55	0	0.00%
Vote by Mail	15	3.30%	38	8.37%	120	26.43%	3	0.66%	60	13.22%	443	0	0.00%
Remote	0		0		0		0		0		0	0	
Total	16	3.14%	44	8.64%	128	25.15%	3	0.59%	65	12.77%	498	0	0.00%
0356033													
Vote Center	1	1.61%	7	11.29%	7	11.29%	0	0.00%	3	4.84%	62	0	0.00%
Vote by Mail	28	5.87%	46	9.64%	130	27.25%	4	0.84%	51	10.69%	465	0	0.00%
Remote	0		0		0		0		0		0	0	
Total	29	5.38%	53	9.83%	137	25.42%	4	0.74%	54	10.02%	527	0	0.00%
0356034													
Vote Center	2	1.50%	13	9.77%	21	15.79%	1	0.75%	13	9.77%	130	0	0.00%
Vote by Mail	71	6.87%	89	8.62%	278	26.91%	7	0.68%	169	16.36%	997	0	0.00%
Remote	0		0		0		0		0		0	0	
Total	73	6.26%	102	8.75%	299	25.64%	8	0.69%	182	15.61%	1,127	0	0.00%
0356037													
Vote Center	5	6.02%	10	12.05%	12	14.46%	2	2.41%	2	2.41%	80	0	0.00%
Vote by Mail	41	6.57%	77	12.34%	140	22.44%	12	1.92%	107	17.15%	594	0	0.00%
Remote	0		0		0		0		0		0	0	
Total	46	6.51%	87	12.31%	152	21.50%	14	1.98%	109	15.42%	674	0	0.00%
0356038													
Vote Center	8	6.72%	17	14.29%	11	9.24%	0	0.00%	6	5.04%	116	0	0.00%
Vote by Mail	66	6.46%	101	9.88%	246	24.07%	15	1.47%	155	15.17%	987	0	0.00%
Remote	0		0		0		0		0		0	0	
Total	74	6.49%	118	10.34%	257	22.52%	15	1.31%	161	14.11%	1,103	0	0.00%
0356040													
Vote Center	4	3.03%	27	20.45%	20	15.15%	3	2.27%	7	5.30%	126	0	0.00%
Vote by Mail	45	3.77%	132	11.06%	339	28.39%	14	1.17%	176	14.74%	1,150	0	0.00%
Remote	0		0		0		0		0		0	0	
Total	49	3.70%	159	11.99%	359	27.07%	17	1.28%	183	13.80%	1,276	0	0.00%

Precinct	Times Cast	Registered Voters
0356043		
Vote Center	171	2,940
Vote by Mail	1,491	2,940
Remote	0	2,940
Total	1,662	2,940
0356047		
Vote Center	90	1,252
Vote by Mail	521	1,252
Remote	0	1,252
Total	611	1,252
0356048		
Vote Center	68	2,183
Vote by Mail	877	2,183
Remote	0	2,183
Total	945	2,183
0356049		
Vote Center	91	2,246
Vote by Mail	786	2,246
Remote	0	2,246
Total	877	2,246
0356050		
Vote Center	80	1,314
Vote by Mail	412	1,314
Remote	0	1,314
Total	492	1,314
0356052		
Vote Center	0	0
Vote by Mail	0	0
Remote	0	0
Total	0	0

Precinct	STEVE GARVEY (REP)		SEPI GILANI (DEM)	
0356043				
Vote Center	113	66.08%	1	0.58%
Vote by Mail	581	38.97%	10	0.67%
Remote	0		0	
Total	694	41.76%	11	0.66%
0356047				
Vote Center	52	57.78%	0	0.00%
Vote by Mail	233	44.72%	2	0.38%
Remote	0		0	
Total	285	46.64%	2	0.33%
0356048				
Vote Center	39	57.35%	0	0.00%
Vote by Mail	290	33.07%	6	0.68%
Remote	0		0	
Total	329	34.81%	6	0.63%
0356049				
Vote Center	55	60.44%	1	1.10%
Vote by Mail	310	39.44%	7	0.89%
Remote	0		0	
Total	365	41.62%	8	0.91%
0356050				
Vote Center	45	56.25%	0	0.00%
Vote by Mail	146	35.44%	0	0.00%
Remote	0		0	
Total	191	38.82%	0	0.00%
0356052				
Vote Center	0		0	
Vote by Mail	0		0	
Remote	0		0	
Total	0		0	

Precinct	BARBARA LEE (DEM)		ERIC EARLY (REP)		ADAM B. SCHIFF (DEM)		CHRISTINA PASCUCCI (DEM)		KATIE PORTER (DEM)		Total Votes	MICHAEL JOSEPH DILGER Qualified Write In	
0356043													
Vote Center	3	1.75%	17	9.94%	23	13.45%	1	0.58%	7	4.09%	165	0	0.00%
Vote by Mail	66	4.43%	143	9.59%	444	29.78%	8	0.54%	185	12.41%	1,437	0	0.00%
Remote	0		0		0		0		0		0	0	
Total	69	4.15%	160	9.63%	467	28.10%	9	0.54%	192	11.55%	1,602	0	0.00%
0356047													
Vote Center	4	4.44%	11	12.22%	7	7.78%	0	0.00%	15	16.67%	89	0	0.00%
Vote by Mail	23	4.41%	59	11.32%	104	19.96%	6	1.15%	74	14.20%	501	0	0.00%
Remote	0		0		0		0		0		0	0	
Total	27	4.42%	70	11.46%	111	18.17%	6	0.98%	89	14.57%	590	0	0.00%
0356048													
Vote Center	3	4.41%	10	14.71%	10	14.71%	0	0.00%	4	5.88%	66	0	0.00%
Vote by Mail	65	7.41%	141	16.08%	216	24.63%	13	1.48%	117	13.34%	848	0	0.00%
Remote	0		0		0		0		0		0	0	
Total	68	7.20%	151	15.98%	226	23.92%	13	1.38%	121	12.80%	914	0	0.00%
0356049													
Vote Center	3	3.30%	9	9.89%	13	14.29%	0	0.00%	9	9.89%	90	0	0.00%
Vote by Mail	52	6.62%	80	10.18%	175	22.26%	6	0.76%	117	14.89%	747	0	0.00%
Remote	0		0		0		0		0		0	0	
Total	55	6.27%	89	10.15%	188	21.44%	6	0.68%	126	14.37%	837	0	0.00%
0356050													
Vote Center	6	7.50%	14	17.50%	8	10.00%	1	1.25%	5	6.25%	79	0	0.00%
Vote by Mail	33	8.01%	56	13.59%	92	22.33%	3	0.73%	60	14.56%	390	0	0.00%
Remote	0		0		0		0		0		0	0	
Total	39	7.93%	70	14.23%	100	20.33%	4	0.81%	65	13.21%	469	0	0.00%
0356052													
Vote Center	0		0		0		0		0		0	0	
Vote by Mail	0		0		0		0		0		0	0	
Remote	0		0		0		0		0		0	0	
Total	0		0		0		0		0		0	0	

Precinct	Times Cast	Registered Voters
0356058		
Vote Center	2	61
Vote by Mail	28	61
Remote	0	61
Total	30	61
0451110		
Vote Center	28	431
Vote by Mail	175	431
Remote	0	431
Total	203	431
0451114		
Vote Center		9
Vote by Mail		9
Remote		9
Total		9
0451116		
Vote Center	30	677
Vote by Mail	330	677
Remote	0	677
Total	360	677
0451201		
Vote Center	217	2,924
Vote by Mail	1,384	2,924
Remote	0	2,924
Total	1,601	2,924
0451205		
Vote Center	210	2,371
Vote by Mail	1,052	2,371
Remote	0	2,371
Total	1,262	2,371

Precinct	STEVE GARVEY (REP)		SEPI GILANI (DEM)	
0356058				
Vote Center	****	****	****	****
Vote by Mail	8	28.57%	0	0.00%
Remote	0		0	
Total	9	30.00%	0	0.00%
0451110				
Vote Center	15	53.57%	0	0.00%
Vote by Mail	69	39.43%	1	0.57%
Remote	0		0	
Total	84	41.38%	1	0.49%
0451114				
Vote Center	0		0	
Vote by Mail	****	****	****	****
Remote	0		0	
Total	****	****	****	****
0451116				
Vote Center	17	56.67%	1	3.33%
Vote by Mail	150	45.45%	2	0.61%
Remote	0		0	
Total	167	46.39%	3	0.83%
0451201				
Vote Center	144	66.36%	1	0.46%
Vote by Mail	636	45.95%	5	0.36%
Remote	0		0	
Total	780	48.72%	6	0.37%
0451205				
Vote Center	153	72.86%	1	0.48%
Vote by Mail	467	44.39%	13	1.24%
Remote	0		0	
Total	620	49.13%	14	1.11%

Precinct	BARBARA LEE (DEM)		ERIC EARLY (REP)		ADAM B. SCHIFF (DEM)		CHRISTINA PASCUCCI (DEM)		KATIE PORTER (DEM)		Total Votes	MICHAEL JOSEPH DILGER Qualified Write In	
0356058													
Vote Center	****	****	****	****	****	****	****	****	****	****	****	****	****
Vote by Mail	3	10.71%	1	3.57%	5	17.86%	0	0.00%	11	39.29%	28	0	0.00%
Remote	0		0		0		0		0		0	0	
Total	3	10.00%	2	6.67%	5	16.67%	0	0.00%	11	36.67%	30	0	0.00%
0451110													
Vote Center	2	7.14%	8	28.57%	2	7.14%	0	0.00%	1	3.57%	28	0	0.00%
Vote by Mail	8	4.57%	37	21.14%	29	16.57%	0	0.00%	24	13.71%	168	0	0.00%
Remote	0		0		0		0		0		0	0	
Total	10	4.93%	45	22.17%	31	15.27%	0	0.00%	25	12.32%	196	0	0.00%
0451114													
Vote Center	0		0		0		0		0		0	0	
Vote by Mail	****	****	****	****	****	****	****	****	****	****	****	****	****
Remote	0		0		0		0		0		0	0	
Total	****	****	****	****	****	****	****	****	****	****	****	****	****
0451116													
Vote Center	2	6.67%	4	13.33%	4	13.33%	0	0.00%	2	6.67%	30	0	0.00%
Vote by Mail	19	5.76%	52	15.76%	68	20.61%	2	0.61%	30	9.09%	323	0	0.00%
Remote	0		0		0		0		0		0	0	
Total	21	5.83%	56	15.56%	72	20.00%	2	0.56%	32	8.89%	353	0	0.00%
0451201													
Vote Center	5	2.30%	19	8.76%	30	13.82%	0	0.00%	13	5.99%	212	0	0.00%
Vote by Mail	65	4.70%	131	9.47%	336	24.28%	9	0.65%	147	10.62%	1,329	0	0.00%
Remote	0		0		0		0		0		0	0	
Total	70	4.37%	150	9.37%	366	22.86%	9	0.56%	160	9.99%	1,541	0	0.00%
0451205													
Vote Center	8	3.81%	13	6.19%	23	10.95%	0	0.00%	8	3.81%	206	0	0.00%
Vote by Mail	40	3.80%	117	11.12%	231	21.96%	8	0.76%	141	13.40%	1,017	0	0.00%
Remote	0		0		0		0		0		0	0	
Total	48	3.80%	130	10.30%	254	20.13%	8	0.63%	149	11.81%	1,223	0	0.00%

Precinct	Times Cast	Registered Voters
0451207		
Vote Center	222	2,676
Vote by Mail	1,167	2,676
Remote	0	2,676
Total	1,389	2,676
0451209		
Vote Center	225	2,563
Vote by Mail	1,155	2,563
Remote	0	2,563
Total	1,380	2,563
0451301		
Vote Center		8
Vote by Mail		8
Remote		8
Total		8
0451302		
Vote Center	208	2,502
Vote by Mail	1,212	2,502
Remote	0	2,502
Total	1,420	2,502
0451310		
Vote Center	213	2,976
Vote by Mail	1,335	2,976
Remote	0	2,976
Total	1,548	2,976
0451317		
Vote Center	104	1,938
Vote by Mail	983	1,938
Remote	0	1,938
Total	1,087	1,938

Precinct	STEVE GARVEY (REP)		SEPI GILANI (DEM)	
0451207				
Vote Center	147	66.22%	1	0.45%
Vote by Mail	494	42.33%	12	1.03%
Remote	0		0	
Total	641	46.15%	13	0.94%
0451209				
Vote Center	152	67.56%	0	0.00%
Vote by Mail	516	44.68%	6	0.52%
Remote	0		0	
Total	668	48.41%	6	0.43%
0451301				
Vote Center	****	****	****	****
Vote by Mail	****	****	****	****
Remote	0		0	
Total	****	****	****	****
0451302				
Vote Center	129	62.02%	0	0.00%
Vote by Mail	527	43.48%	10	0.83%
Remote	0		0	
Total	656	46.20%	10	0.70%
0451310				
Vote Center	153	71.83%	0	0.00%
Vote by Mail	632	47.34%	9	0.67%
Remote	0		0	
Total	785	50.71%	9	0.58%
0451317				
Vote Center	76	73.08%	0	0.00%
Vote by Mail	527	53.61%	3	0.31%
Remote	0		0	
Total	603	55.47%	3	0.28%

Precinct	BARBARA LEE (DEM)		ERIC EARLY (REP)		ADAM B. SCHIFF (DEM)		CHRISTINA PASCUCCI (DEM)		KATIE PORTER (DEM)		Total Votes	MICHAEL JOSEPH DILGER Qualified Write In	
0451207													
Vote Center	5	2.25%	25	11.26%	25	11.26%	1	0.45%	14	6.31%	218	0	0.00%
Vote by Mail	35	3.00%	116	9.94%	337	28.88%	3	0.26%	138	11.83%	1,135	0	0.00%
Remote	0		0		0		0		0		0	0	
Total	40	2.88%	141	10.15%	362	26.06%	4	0.29%	152	10.94%	1,353	0	0.00%
0451209													
Vote Center	3	1.33%	25	11.11%	29	12.89%	2	0.89%	12	5.33%	223	0	0.00%
Vote by Mail	49	4.24%	147	12.73%	262	22.68%	5	0.43%	125	10.82%	1,110	0	0.00%
Remote	0		0		0		0		0		0	0	
Total	52	3.77%	172	12.46%	291	21.09%	7	0.51%	137	9.93%	1,333	0	0.00%
0451301													
Vote Center	****	****	****	****	****	****	****	****	****	****	****	****	****
Vote by Mail	****	****	****	****	****	****	****	****	****	****	****	****	****
Remote	0		0		0		0		0		0	0	
Total	****	****	****	****	****	****	****	****	****	****	****	****	****
0451302													
Vote Center	5	2.40%	28	13.46%	23	11.06%	1	0.48%	18	8.65%	204	0	0.00%
Vote by Mail	60	4.95%	110	9.08%	309	25.50%	5	0.41%	145	11.96%	1,166	0	0.00%
Remote	0		0		0		0		0		0	0	
Total	65	4.58%	138	9.72%	332	23.38%	6	0.42%	163	11.48%	1,370	0	0.00%
0451310													
Vote Center	3	1.41%	28	13.15%	10	4.69%	0	0.00%	14	6.57%	208	0	0.00%
Vote by Mail	65	4.87%	137	10.26%	310	23.22%	8	0.60%	139	10.41%	1,300	0	0.00%
Remote	0		0		0		0		0		0	0	
Total	68	4.39%	165	10.66%	320	20.67%	8	0.52%	153	9.88%	1,508	0	0.00%
0451317													
Vote Center	1	0.96%	16	15.38%	7	6.73%	0	0.00%	1	0.96%	101	0	0.00%
Vote by Mail	29	2.95%	109	11.09%	177	18.01%	4	0.41%	100	10.17%	949	0	0.00%
Remote	0		0		0		0		0		0	0	
Total	30	2.76%	125	11.50%	184	16.93%	4	0.37%	101	9.29%	1,050	0	0.00%

Precinct	Times Cast	Registered Voters
0451401		
Vote Center	196	3,400
Vote by Mail	1,755	3,400
Remote	0	3,400
Total	1,951	3,400
0457000		
Vote Center	0	0
Vote by Mail	0	0
Remote	0	0
Total	0	0
0457102		
Vote Center	102	1,582
Vote by Mail	777	1,582
Remote	0	1,582
Total	879	1,582
0457109		
Vote Center	200	2,728
Vote by Mail	1,158	2,728
Remote	0	2,728
Total	1,358	2,728
0457113		
Vote Center	112	1,410
Vote by Mail	649	1,410
Remote	0	1,410
Total	761	1,410
0457114		
Vote Center	139	2,542
Vote by Mail	1,187	2,542
Remote	0	2,542
Total	1,326	2,542

Precinct	STEVE GARVEY (REP)		SEPI GILANI (DEM)	
0451401				
Vote Center	136	69.39%	1	0.51%
Vote by Mail	835	47.58%	7	0.40%
Remote	0		0	
Total	971	49.77%	8	0.41%
0457000				
Vote Center	0		0	
Vote by Mail	0		0	
Remote	0		0	
Total	0		0	
0457102				
Vote Center	65	63.73%	0	0.00%
Vote by Mail	293	37.71%	2	0.26%
Remote	0		0	
Total	358	40.73%	2	0.23%
0457109				
Vote Center	134	67.00%	0	0.00%
Vote by Mail	528	45.60%	8	0.69%
Remote	0		0	
Total	662	48.75%	8	0.59%
0457113				
Vote Center	75	66.96%	2	1.79%
Vote by Mail	257	39.60%	2	0.31%
Remote	0		0	
Total	332	43.63%	4	0.53%
0457114				
Vote Center	93	66.91%	1	0.72%
Vote by Mail	509	42.88%	7	0.59%
Remote	0		0	
Total	602	45.40%	8	0.60%

Precinct	BARBARA LEE (DEM)		ERIC EARLY (REP)		ADAM B. SCHIFF (DEM)		CHRISTINA PASCUCCI (DEM)		KATIE PORTER (DEM)		Total Votes	MICHAEL JOSEPH DILGER Qualified Write In	
0451401													
Vote Center	6	3.06%	27	13.78%	13	6.63%	2	1.02%	6	3.06%	191	0	0.00%
Vote by Mail	65	3.70%	209	11.91%	388	22.11%	15	0.85%	185	10.54%	1,704	0	0.00%
Remote	0		0		0		0		0		0	0	
Total	71	3.64%	236	12.10%	401	20.55%	17	0.87%	191	9.79%	1,895	0	0.00%
0457000													
Vote Center	0		0		0		0		0		0	0	
Vote by Mail	0		0		0		0		0		0	0	
Remote	0		0		0		0		0		0	0	
Total	0		0		0		0		0		0	0	
0457102													
Vote Center	3	2.94%	9	8.82%	16	15.69%	0	0.00%	9	8.82%	102	0	0.00%
Vote by Mail	36	4.63%	93	11.97%	217	27.93%	11	1.42%	100	12.87%	752	0	0.00%
Remote	0		0		0		0		0		0	0	
Total	39	4.44%	102	11.60%	233	26.51%	11	1.25%	109	12.40%	854	0	0.00%
0457109													
Vote Center	3	1.50%	31	15.50%	19	9.50%	1	0.50%	7	3.50%	195	0	0.00%
Vote by Mail	53	4.58%	143	12.35%	262	22.63%	11	0.95%	120	10.36%	1,125	0	0.00%
Remote	0		0		0		0		0		0	0	
Total	56	4.12%	174	12.81%	281	20.69%	12	0.88%	127	9.35%	1,320	0	0.00%
0457113													
Vote Center	3	2.68%	15	13.39%	8	7.14%	0	0.00%	7	6.25%	110	0	0.00%
Vote by Mail	40	6.16%	74	11.40%	165	25.42%	5	0.77%	80	12.33%	623	0	0.00%
Remote	0		0		0		0		0		0	0	
Total	43	5.65%	89	11.70%	173	22.73%	5	0.66%	87	11.43%	733	0	0.00%
0457114													
Vote Center	2	1.44%	14	10.07%	17	12.23%	0	0.00%	8	5.76%	135	0	0.00%
Vote by Mail	63	5.31%	117	9.86%	301	25.36%	11	0.93%	136	11.46%	1,144	0	0.00%
Remote	0		0		0		0		0		0	0	
Total	65	4.90%	131	9.88%	318	23.98%	11	0.83%	144	10.86%	1,279	0	0.00%

Precinct	Times Cast	Registered Voters
0457117		
Vote Center	100	1,850
Vote by Mail	957	1,850
Remote	0	1,850
Total	1,057	1,850
0457119		
Vote Center	57	1,121
Vote by Mail	291	1,121
Remote	0	1,121
Total	348	1,121
0457122		
Vote Center	122	2,846
Vote by Mail	1,074	2,846
Remote	0	2,846
Total	1,196	2,846
0457187		
Vote Center	126	2,922
Vote by Mail	1,065	2,922
Remote	0	2,922
Total	1,191	2,922
0457189		
Vote Center	104	2,336
Vote by Mail	887	2,336
Remote	0	2,336
Total	991	2,336
0457192		
Vote Center	132	1,815
Vote by Mail	825	1,815
Remote	0	1,815
Total	957	1,815

Precinct	STEVE GARVEY (REP)		SEPI GILANI (DEM)	
0457117				
Vote Center	67	67.00%	0	0.00%
Vote by Mail	366	38.24%	9	0.94%
Remote	0		0	
Total	433	40.96%	9	0.85%
0457119				
Vote Center	31	54.39%	1	1.75%
Vote by Mail	92	31.62%	0	0.00%
Remote	0		0	
Total	123	35.34%	1	0.29%
0457122				
Vote Center	67	54.92%	3	2.46%
Vote by Mail	396	36.87%	11	1.02%
Remote	0		0	
Total	463	38.71%	14	1.17%
0457187				
Vote Center	77	61.11%	0	0.00%
Vote by Mail	402	37.75%	15	1.41%
Remote	0		0	
Total	479	40.22%	15	1.26%
0457189				
Vote Center	55	52.88%	1	0.96%
Vote by Mail	321	36.19%	10	1.13%
Remote	0		0	
Total	376	37.94%	11	1.11%
0457192				
Vote Center	77	58.33%	0	0.00%
Vote by Mail	285	34.55%	5	0.61%
Remote	0		0	
Total	362	37.83%	5	0.52%

Precinct	BARBARA LEE (DEM)		ERIC EARLY (REP)		ADAM B. SCHIFF (DEM)		CHRISTINA PASCUCCI (DEM)		KATIE PORTER (DEM)		Total Votes	MICHAEL JOSEPH DILGER Qualified Write In	
0457117													
Vote Center	1	1.00%	13	13.00%	10	10.00%	1	1.00%	5	5.00%	97	0	0.00%
Vote by Mail	53	5.54%	92	9.61%	266	27.80%	6	0.63%	130	13.58%	922	0	0.00%
Remote	0		0		0		0		0		0	0	
Total	54	5.11%	105	9.93%	276	26.11%	7	0.66%	135	12.77%	1,019	0	0.00%
0457119													
Vote Center	4	7.02%	6	10.53%	12	21.05%	0	0.00%	0	0.00%	54	0	0.00%
Vote by Mail	18	6.19%	26	8.93%	79	27.15%	6	2.06%	56	19.24%	277	0	0.00%
Remote	0		0		0		0		0		0	0	
Total	22	6.32%	32	9.20%	91	26.15%	6	1.72%	56	16.09%	331	0	0.00%
0457122													
Vote Center	10	8.20%	17	13.93%	12	9.84%	1	0.82%	10	8.20%	120	0	0.00%
Vote by Mail	81	7.54%	125	11.64%	263	24.49%	14	1.30%	142	13.22%	1,032	0	0.00%
Remote	0		0		0		0		0		0	0	
Total	91	7.61%	142	11.87%	275	22.99%	15	1.25%	152	12.71%	1,152	0	0.00%
0457187													
Vote Center	7	5.56%	16	12.70%	14	11.11%	0	0.00%	10	7.94%	124	0	0.00%
Vote by Mail	79	7.42%	135	12.68%	258	24.23%	10	0.94%	134	12.58%	1,033	0	0.00%
Remote	0		0		0		0		0		0	0	
Total	86	7.22%	151	12.68%	272	22.84%	10	0.84%	144	12.09%	1,157	0	0.00%
0457189													
Vote Center	6	5.77%	15	14.42%	12	11.54%	1	0.96%	10	9.62%	100	0	0.00%
Vote by Mail	56	6.31%	92	10.37%	248	27.96%	9	1.01%	110	12.40%	846	0	0.00%
Remote	0		0		0		0		0		0	0	
Total	62	6.26%	107	10.80%	260	26.24%	10	1.01%	120	12.11%	946	0	0.00%
0457192													
Vote Center	6	4.55%	13	9.85%	24	18.18%	1	0.76%	8	6.06%	129	0	0.00%
Vote by Mail	48	5.82%	90	10.91%	225	27.27%	10	1.21%	117	14.18%	780	0	0.00%
Remote	0		0		0		0		0		0	0	
Total	54	5.64%	103	10.76%	249	26.02%	11	1.15%	125	13.06%	909	0	0.00%

Precinct	Times Cast	Registered Voters
0457195		
Vote Center	32	550
Vote by Mail	244	550
Remote	0	550
Total	276	550
0457197		
Vote Center	7	59
Vote by Mail	26	59
Remote	0	59
Total	33	59
0457203		
Vote Center	141	2,355
Vote by Mail	857	2,355
Remote	0	2,355
Total	998	2,355
0457211		
Vote Center	72	1,350
Vote by Mail	519	1,350
Remote	0	1,350
Total	591	1,350
0457313		
Vote Center	79	2,235
Vote by Mail	736	2,235
Remote	0	2,235
Total	815	2,235
0457315		
Vote Center	149	2,637
Vote by Mail	925	2,637
Remote	0	2,637
Total	1,074	2,637

Precinct	STEVE GARVEY (REP)		SEPI GILANI (DEM)	
0457195				
Vote Center	20	62.50%	0	0.00%
Vote by Mail	98	40.16%	1	0.41%
Remote	0		0	
Total	118	42.75%	1	0.36%
0457197				
Vote Center	****	****	****	****
Vote by Mail	8	30.77%	0	0.00%
Remote	0		0	
Total	11	33.33%	0	0.00%
0457203				
Vote Center	70	49.65%	3	2.13%
Vote by Mail	327	38.16%	4	0.47%
Remote	0		0	
Total	397	39.78%	7	0.70%
0457211				
Vote Center	41	56.94%	0	0.00%
Vote by Mail	221	42.58%	4	0.77%
Remote	0		0	
Total	262	44.33%	4	0.68%
0457313				
Vote Center	41	51.90%	1	1.27%
Vote by Mail	248	33.70%	4	0.54%
Remote	0		0	
Total	289	35.46%	5	0.61%
0457315				
Vote Center	80	53.69%	0	0.00%
Vote by Mail	328	35.46%	2	0.22%
Remote	0		0	
Total	408	37.99%	2	0.19%

Precinct	BARBARA LEE (DEM)		ERIC EARLY (REP)		ADAM B. SCHIFF (DEM)		CHRISTINA PASCUCCI (DEM)		KATIE PORTER (DEM)		Total Votes	MICHAEL JOSEPH DILGER Qualified Write In	
0457195													
Vote Center	2	6.25%	6	18.75%	2	6.25%	0	0.00%	2	6.25%	32	0	0.00%
Vote by Mail	15	6.15%	25	10.25%	70	28.69%	0	0.00%	25	10.25%	234	0	0.00%
Remote	0		0		0		0		0		0	0	
Total	17	6.16%	31	11.23%	72	26.09%	0	0.00%	27	9.78%	266	0	0.00%
0457197													
Vote Center	****	****	****	****	****	****	****	****	****	****	****	****	****
Vote by Mail	2	7.69%	4	15.38%	8	30.77%	0	0.00%	2	7.69%	24	0	0.00%
Remote	0		0		0		0		0		0	0	
Total	2	6.06%	7	21.21%	9	27.27%	0	0.00%	2	6.06%	31	0	0.00%
0457203													
Vote Center	6	4.26%	35	24.82%	16	11.35%	1	0.71%	6	4.26%	137	0	0.00%
Vote by Mail	61	7.12%	102	11.90%	202	23.57%	19	2.22%	122	14.24%	837	0	0.00%
Remote	0		0		0		0		0		0	0	
Total	67	6.71%	137	13.73%	218	21.84%	20	2.00%	128	12.83%	974	0	0.00%
0457211													
Vote Center	2	2.78%	7	9.72%	12	16.67%	4	5.56%	4	5.56%	70	0	0.00%
Vote by Mail	32	6.17%	46	8.86%	112	21.58%	7	1.35%	79	15.22%	501	0	0.00%
Remote	0		0		0		0		0		0	0	
Total	34	5.75%	53	8.97%	124	20.98%	11	1.86%	83	14.04%	571	0	0.00%
0457313													
Vote Center	6	7.59%	4	5.06%	16	20.25%	1	1.27%	9	11.39%	78	0	0.00%
Vote by Mail	49	6.66%	95	12.91%	177	24.05%	8	1.09%	122	16.58%	703	0	0.00%
Remote	0		0		0		0		0		0	0	
Total	55	6.75%	99	12.15%	193	23.68%	9	1.10%	131	16.07%	781	0	0.00%
0457315													
Vote Center	3	2.01%	24	16.11%	23	15.44%	0	0.00%	15	10.07%	145	0	0.00%
Vote by Mail	63	6.81%	111	12.00%	234	25.30%	18	1.95%	140	15.14%	896	0	0.00%
Remote	0		0		0		0		0		0	0	
Total	66	6.15%	135	12.57%	257	23.93%	18	1.68%	155	14.43%	1,041	0	0.00%

Precinct	Times Cast	Registered Voters
0457399		
Vote Center	18	557
Vote by Mail	283	557
Remote	0	557
Total	301	557
0511258		
Vote Center	165	2,900
Vote by Mail	1,401	2,900
Remote	0	2,900
Total	1,566	2,900
0511579		
Vote Center	101	1,905
Vote by Mail	890	1,905
Remote	0	1,905
Total	991	1,905
0511601		
Vote Center	187	2,153
Vote by Mail	936	2,153
Remote	0	2,153
Total	1,123	2,153
0511605		
Vote Center	251	2,404
Vote by Mail	1,013	2,404
Remote	0	2,404
Total	1,264	2,404
0511611		
Vote Center	111	2,518
Vote by Mail	1,047	2,518
Remote	0	2,518
Total	1,158	2,518

Precinct	STEVE GARVEY (REP)		SEPI GILANI (DEM)	
0457399				
Vote Center	11	61.11%	0	0.00%
Vote by Mail	123	43.46%	2	0.71%
Remote	0		0	
Total	134	44.52%	2	0.66%
0511258				
Vote Center	117	70.91%	0	0.00%
Vote by Mail	693	49.46%	8	0.57%
Remote	0		0	
Total	810	51.72%	8	0.51%
0511579				
Vote Center	67	66.34%	1	0.99%
Vote by Mail	439	49.33%	6	0.67%
Remote	0		0	
Total	506	51.06%	7	0.71%
0511601				
Vote Center	127	67.91%	1	0.53%
Vote by Mail	482	51.50%	4	0.43%
Remote	0		0	
Total	609	54.23%	5	0.45%
0511605				
Vote Center	177	70.52%	1	0.40%
Vote by Mail	520	51.33%	6	0.59%
Remote	0		0	
Total	697	55.14%	7	0.55%
0511611				
Vote Center	36	32.43%	2	1.80%
Vote by Mail	249	23.78%	7	0.67%
Remote	0		0	
Total	285	24.61%	9	0.78%

Precinct	BARBARA LEE (DEM)		ERIC EARLY (REP)		ADAM B. SCHIFF (DEM)		CHRISTINA PASCUCCI (DEM)		KATIE PORTER (DEM)		Total Votes	MICHAEL JOSEPH DILGER Qualified Write In	
0457399													
Vote Center	4	22.22%	1	5.56%	2	11.11%	0	0.00%	0	0.00%	18	0	0.00%
Vote by Mail	12	4.24%	31	10.95%	62	21.91%	2	0.71%	38	13.43%	270	0	0.00%
Remote	0		0		0		0		0		0	0	
Total	16	5.32%	32	10.63%	64	21.26%	2	0.66%	38	12.62%	288	0	0.00%
0511258													
Vote Center	5	3.03%	21	12.73%	12	7.27%	1	0.61%	9	5.45%	165	0	0.00%
Vote by Mail	56	4.00%	152	10.85%	281	20.06%	6	0.43%	154	10.99%	1,350	0	0.00%
Remote	0		0		0		0		0		0	0	
Total	61	3.90%	173	11.05%	293	18.71%	7	0.45%	163	10.41%	1,515	0	0.00%
0511579													
Vote Center	3	2.97%	12	11.88%	9	8.91%	0	0.00%	8	7.92%	100	0	0.00%
Vote by Mail	55	6.18%	69	7.75%	183	20.56%	10	1.12%	95	10.67%	857	0	0.00%
Remote	0		0		0		0		0		0	0	
Total	58	5.85%	81	8.17%	192	19.37%	10	1.01%	103	10.39%	957	0	0.00%
0511601													
Vote Center	5	2.67%	34	18.18%	7	3.74%	0	0.00%	9	4.81%	183	0	0.00%
Vote by Mail	30	3.21%	111	11.86%	180	19.23%	5	0.53%	90	9.62%	902	0	0.00%
Remote	0		0		0		0		0		0	0	
Total	35	3.12%	145	12.91%	187	16.65%	5	0.45%	99	8.82%	1,085	0	0.00%
0511605													
Vote Center	4	1.59%	30	11.95%	17	6.77%	0	0.00%	10	3.98%	239	0	0.00%
Vote by Mail	32	3.16%	120	11.85%	193	19.05%	8	0.79%	93	9.18%	972	0	0.00%
Remote	0		0		0		0		0		0	0	
Total	36	2.85%	150	11.87%	210	16.61%	8	0.63%	103	8.15%	1,211	0	0.00%
0511611													
Vote Center	16	14.41%	7	6.31%	29	26.13%	1	0.90%	16	14.41%	107	0	0.00%
Vote by Mail	109	10.41%	44	4.20%	374	35.72%	12	1.15%	207	19.77%	1,002	0	0.00%
Remote	0		0		0		0		0		0	0	
Total	125	10.79%	51	4.40%	403	34.80%	13	1.12%	223	19.26%	1,109	0	0.00%

Precinct	Times Cast	Registered Voters
0511618		
Vote Center	224	2,723
Vote by Mail	1,128	2,723
Remote	0	2,723
Total	1,352	2,723
0511702		
Vote Center	5	91
Vote by Mail	35	91
Remote	0	91
Total	40	91
0511926		
Vote Center	182	2,687
Vote by Mail	1,054	2,687
Remote	0	2,687
Total	1,236	2,687
0511951		
Vote Center	143	2,028
Vote by Mail	629	2,028
Remote	0	2,028
Total	772	2,028
0511956		
Vote Center	6	625
Vote by Mail	246	625
Remote	0	625
Total	252	625
0511965		
Vote Center	13	671
Vote by Mail	319	671
Remote	0	671
Total	332	671

Precinct	STEVE GARVEY (REP)		SEPI GILANI (DEM)	
0511618				
Vote Center	147	65.63%	0	0.00%
Vote by Mail	495	43.88%	5	0.44%
Remote	0		0	
Total	642	47.49%	5	0.37%
0511702				
Vote Center	****	****	****	****
Vote by Mail	14	40.00%	0	0.00%
Remote	0		0	
Total	16	40.00%	0	0.00%
0511926				
Vote Center	49	26.92%	4	2.20%
Vote by Mail	203	19.26%	13	1.23%
Remote	0		0	
Total	252	20.39%	17	1.38%
0511951				
Vote Center	40	27.97%	1	0.70%
Vote by Mail	112	17.81%	18	2.86%
Remote	0		0	
Total	152	19.69%	19	2.46%
0511956				
Vote Center	****	****	****	****
Vote by Mail	78	31.71%	4	1.63%
Remote	0		0	
Total	79	31.35%	5	1.98%
0511965				
Vote Center	6	46.15%	0	0.00%
Vote by Mail	46	14.42%	5	1.57%
Remote	0		0	
Total	52	15.66%	5	1.51%

Precinct	BARBARA LEE (DEM)		ERIC EARLY (REP)		ADAM B. SCHIFF (DEM)		CHRISTINA PASCUCCI (DEM)		KATIE PORTER (DEM)		Total Votes	MICHAEL JOSEPH DILGER Qualified Write In	
0511618													
Vote Center	4	1.79%	39	17.41%	18	8.04%	0	0.00%	13	5.80%	221	0	0.00%
Vote by Mail	65	5.76%	144	12.77%	259	22.96%	7	0.62%	119	10.55%	1,094	0	0.00%
Remote	0		0		0		0		0		0	0	
Total	69	5.10%	183	13.54%	277	20.49%	7	0.52%	132	9.76%	1,315	0	0.00%
0511702													
Vote Center	****	****	****	****	****	****	****	****	****	****	****	****	****
Vote by Mail	4	11.43%	5	14.29%	7	20.00%	0	0.00%	2	5.71%	32	0	0.00%
Remote	0		0		0		0		0		0	0	
Total	4	10.00%	6	15.00%	9	22.50%	0	0.00%	2	5.00%	37	0	0.00%
0511926													
Vote Center	19	10.44%	13	7.14%	49	26.92%	1	0.55%	40	21.98%	175	0	0.00%
Vote by Mail	104	9.87%	47	4.46%	411	38.99%	7	0.66%	230	21.82%	1,015	0	0.00%
Remote	0		0		0		0		0		0	0	
Total	123	9.95%	60	4.85%	460	37.22%	8	0.65%	270	21.84%	1,190	0	0.00%
0511951													
Vote Center	14	9.79%	7	4.90%	38	26.57%	4	2.80%	34	23.78%	138	0	0.00%
Vote by Mail	97	15.42%	27	4.29%	223	35.45%	7	1.11%	122	19.40%	606	0	0.00%
Remote	0		0		0		0		0		0	0	
Total	111	14.38%	34	4.40%	261	33.81%	11	1.42%	156	20.21%	744	0	0.00%
0511956													
Vote Center	****	****	****	****	****	****	****	****	****	****	****	****	****
Vote by Mail	15	6.10%	5	2.03%	89	36.18%	3	1.22%	46	18.70%	240	0	0.00%
Remote	0		0		0		0		0		0	0	
Total	16	6.35%	5	1.98%	91	36.11%	3	1.19%	47	18.65%	246	0	0.00%
0511965													
Vote Center	0	0.00%	3	23.08%	3	23.08%	0	0.00%	1	7.69%	13	0	0.00%
Vote by Mail	39	12.23%	15	4.70%	123	38.56%	2	0.63%	79	24.76%	309	0	0.00%
Remote	0		0		0		0		0		0	0	
Total	39	11.75%	18	5.42%	126	37.95%	2	0.60%	80	24.10%	322	0	0.00%

Precinct	Times Cast	Registered Voters
0513001		
Vote Center	76	1,161
Vote by Mail	438	1,161
Remote	0	1,161
Total	514	1,161
0513002		
Vote Center	0	0
Vote by Mail	0	0
Remote	0	0
Total	0	0
0513003		
Vote Center	0	0
Vote by Mail	0	0
Remote	0	0
Total	0	0
0551241		
Vote Center		17
Vote by Mail		17
Remote		17
Total		17
0551251		
Vote Center	5	154
Vote by Mail	81	154
Remote	0	154
Total	86	154
0551267		
Vote Center		3
Vote by Mail		3
Remote		3
Total		3

Precinct	STEVE GARVEY (REP)		SEPI GILANI (DEM)	
0513001				
Vote Center	44	57.89%	0	0.00%
Vote by Mail	161	36.76%	4	0.91%
Remote	0		0	
Total	205	39.88%	4	0.78%
0513002				
Vote Center	0		0	
Vote by Mail	0		0	
Remote	0		0	
Total	0		0	
0513003				
Vote Center	0		0	
Vote by Mail	0		0	
Remote	0		0	
Total	0		0	
0551241				
Vote Center	****	****	****	****
Vote by Mail	****	****	****	****
Remote	0		0	
Total	****	****	****	****
0551251				
Vote Center	****	****	****	****
Vote by Mail	32	39.51%	0	0.00%
Remote	0		0	
Total	36	41.86%	0	0.00%
0551267				
Vote Center				
Vote by Mail				
Remote				
Total				

Precinct	BARBARA LEE (DEM)		ERIC EARLY (REP)		ADAM B. SCHIFF (DEM)		CHRISTINA PASCUCCI (DEM)		KATIE PORTER (DEM)		Total Votes	MICHAEL JOSEPH DILGER Qualified Write In	
0513001													
Vote Center	1	1.32%	16	21.05%	8	10.53%	0	0.00%	2	2.63%	71	0	0.00%
Vote by Mail	28	6.39%	53	12.10%	105	23.97%	5	1.14%	66	15.07%	422	0	0.00%
Remote	0		0		0		0		0		0	0	
Total	29	5.64%	69	13.42%	113	21.98%	5	0.97%	68	13.23%	493	0	0.00%
0513002													
Vote Center	0		0		0		0		0		0	0	
Vote by Mail	0		0		0		0		0		0	0	
Remote	0		0		0		0		0		0	0	
Total	0		0		0		0		0		0	0	
0513003													
Vote Center	0		0		0		0		0		0	0	
Vote by Mail	0		0		0		0		0		0	0	
Remote	0		0		0		0		0		0	0	
Total	0		0		0		0		0		0	0	
0551241													
Vote Center	****	****	****	****	****	****	****	****	****	****	****	****	****
Vote by Mail	****	****	****	****	****	****	****	****	****	****	****	****	****
Remote	0		0		0		0		0		0	0	
Total	****	****	****	****	****	****	****	****	****	****	****	****	****
0551251													
Vote Center	****	****	****	****	****	****	****	****	****	****	****	****	****
Vote by Mail	3	3.70%	9	11.11%	21	25.93%	1	1.23%	14	17.28%	80	0	0.00%
Remote	0		0		0		0		0		0	0	
Total	3	3.49%	10	11.63%	21	24.42%	1	1.16%	14	16.28%	85	0	0.00%
0551267													
Vote Center	[REDACTED]												
Vote by Mail	[REDACTED]												
Remote	[REDACTED]												
Total	[REDACTED]												

Precinct	Times Cast	Registered Voters
0551301		
Vote Center	121	2,483
Vote by Mail	1,377	2,483
Remote	0	2,483
Total	1,498	2,483
0551341		
Vote Center	135	2,865
Vote by Mail	1,459	2,865
Remote	0	2,865
Total	1,594	2,865
0551347		
Vote Center		2
Vote by Mail		2
Remote		2
Total		2
0551375		
Vote Center	7	124
Vote by Mail	68	124
Remote	0	124
Total	75	124
0551382		
Vote Center	129	2,924
Vote by Mail	1,292	2,924
Remote	0	2,924
Total	1,421	2,924
0551418		
Vote Center	10	129
Vote by Mail	63	129
Remote	0	129
Total	73	129

Precinct	STEVE GARVEY (REP)		SEPI GILANI (DEM)	
0551301				
Vote Center	80	66.12%	0	0.00%
Vote by Mail	696	50.54%	6	0.44%
Remote	0		0	
Total	776	51.80%	6	0.40%
0551341				
Vote Center	83	61.48%	0	0.00%
Vote by Mail	681	46.68%	6	0.41%
Remote	0		0	
Total	764	47.93%	6	0.38%
0551347				
Vote Center	0		0	
Vote by Mail	****	****	****	****
Remote	0		0	
Total	****	****	****	****
0551375				
Vote Center	****	****	****	****
Vote by Mail	35	51.47%	0	0.00%
Remote	0		0	
Total	41	54.67%	1	1.33%
0551382				
Vote Center	66	51.16%	0	0.00%
Vote by Mail	548	42.41%	7	0.54%
Remote	0		0	
Total	614	43.21%	7	0.49%
0551418				
Vote Center	****	****	****	****
Vote by Mail	34	53.97%	0	0.00%
Remote	0		0	
Total	42	57.53%	0	0.00%

Precinct	BARBARA LEE (DEM)		ERIC EARLY (REP)		ADAM B. SCHIFF (DEM)		CHRISTINA PASCUCCI (DEM)		KATIE PORTER (DEM)		Total Votes	MICHAEL JOSEPH DILGER Qualified Write In		
0551301														
Vote Center	3	2.48%	18	14.88%	10	8.26%	0	0.00%	6	4.96%	117	0	0.00%	
Vote by Mail	33	2.40%	147	10.68%	310	22.51%	8	0.58%	138	10.02%	1,338	0	0.00%	
Remote	0		0		0		0		0		0	0		
Total	36	2.40%	165	11.01%	320	21.36%	8	0.53%	144	9.61%	1,455	0	0.00%	
0551341														
Vote Center	4	2.96%	24	17.78%	18	13.33%	0	0.00%	5	3.70%	134	0	0.00%	
Vote by Mail	76	5.21%	198	13.57%	305	20.90%	10	0.69%	133	9.12%	1,409	0	0.00%	
Remote	0		0		0		0		0		0	0		
Total	80	5.02%	222	13.93%	323	20.26%	10	0.63%	138	8.66%	1,543	0	0.00%	
0551347														
Vote Center	0		0		0		0		0		0	0		
Vote by Mail	****	****	****	****	****	****	****	****	****	****	****	****	****	
Remote	0		0		0		0		0		0	0		
Total	****	****	****	****	****	****	****	****	****	****	****	****	****	
0551375														
Vote Center	****	****	****	****	****	****	****	****	****	****	****	****	****	
Vote by Mail	2	2.94%	11	16.18%	14	20.59%	1	1.47%	4	5.88%	67	0	0.00%	
Remote	0		0		0		0		0		0	0		
Total	2	2.67%	11	14.67%	14	18.67%	1	1.33%	4	5.33%	74	0	0.00%	
0551382														
Vote Center	6	4.65%	30	23.26%	13	10.08%	1	0.78%	8	6.20%	124	0	0.00%	
Vote by Mail	53	4.10%	149	11.53%	343	26.55%	16	1.24%	140	10.84%	1,256	0	0.00%	
Remote	0		0		0		0		0		0	0		
Total	59	4.15%	179	12.60%	356	25.05%	17	1.20%	148	10.42%	1,380	0	0.00%	
0551418														
Vote Center	****	****	****	****	****	****	****	****	****	****	****	****	****	
Vote by Mail	2	3.17%	7	11.11%	10	15.87%	0	0.00%	7	11.11%	60	0	0.00%	
Remote	0		0		0		0		0		0	0		
Total	3	4.11%	7	9.59%	10	13.70%	0	0.00%	7	9.59%	69	0	0.00%	

Precinct	Times Cast	Registered Voters
0551429		
Vote Center	6	244
Vote by Mail	119	244
Remote	0	244
Total	125	244
0551473		
Vote Center	19	408
Vote by Mail	202	408
Remote	0	408
Total	221	408
0551476		
Vote Center	57	1,303
Vote by Mail	704	1,303
Remote	0	1,303
Total	761	1,303
0551501		
Vote Center	10	356
Vote by Mail	195	356
Remote	0	356
Total	205	356
0551503		
Vote Center		6
Vote by Mail		6
Remote		6
Total		6
0551504		
Vote Center	91	1,887
Vote by Mail	882	1,887
Remote	0	1,887
Total	973	1,887

Precinct	STEVE GARVEY (REP)		SEPI GILANI (DEM)	
0551429				
Vote Center	****	****	****	****
Vote by Mail	64	53.78%	0	0.00%
Remote	0		0	
Total	66	52.80%	0	0.00%
0551473				
Vote Center	13	68.42%	0	0.00%
Vote by Mail	83	41.09%	1	0.50%
Remote	0		0	
Total	96	43.44%	1	0.45%
0551476				
Vote Center	30	52.63%	0	0.00%
Vote by Mail	315	44.74%	1	0.14%
Remote	0		0	
Total	345	45.34%	1	0.13%
0551501				
Vote Center	****	****	****	****
Vote by Mail	98	50.26%	0	0.00%
Remote	0		0	
Total	105	51.22%	0	0.00%
0551503				
Vote Center	0		0	
Vote by Mail	****	****	****	****
Remote	0		0	
Total	****	****	****	****
0551504				
Vote Center	45	49.45%	0	0.00%
Vote by Mail	334	37.87%	4	0.45%
Remote	0		0	
Total	379	38.95%	4	0.41%

Precinct	BARBARA LEE (DEM)		ERIC EARLY (REP)		ADAM B. SCHIFF (DEM)		CHRISTINA PASCUCCI (DEM)		KATIE PORTER (DEM)		Total Votes	MICHAEL JOSEPH DILGER Qualified Write In	
0551429													
Vote Center	****	****	****	****	****	****	****	****	****	****	****	****	****
Vote by Mail	5	4.20%	10	8.40%	27	22.69%	1	0.84%	6	5.04%	113	0	0.00%
Remote	0		0		0		0		0		0	0	
Total	6	4.80%	12	9.60%	27	21.60%	1	0.80%	7	5.60%	119	0	0.00%
0551473													
Vote Center	1	5.26%	2	10.53%	2	10.53%	0	0.00%	1	5.26%	19	0	0.00%
Vote by Mail	4	1.98%	30	14.85%	40	19.80%	6	2.97%	31	15.35%	195	0	0.00%
Remote	0		0		0		0		0		0	0	
Total	5	2.26%	32	14.48%	42	19.00%	6	2.71%	32	14.48%	214	0	0.00%
0551476													
Vote Center	2	3.51%	10	17.54%	8	14.04%	1	1.75%	2	3.51%	53	0	0.00%
Vote by Mail	30	4.26%	108	15.34%	153	21.73%	2	0.28%	64	9.09%	673	0	0.00%
Remote	0		0		0		0		0		0	0	
Total	32	4.20%	118	15.51%	161	21.16%	3	0.39%	66	8.67%	726	0	0.00%
0551501													
Vote Center	****	****	****	****	****	****	****	****	****	****	****	****	****
Vote by Mail	5	2.56%	29	14.87%	47	24.10%	0	0.00%	15	7.69%	194	0	0.00%
Remote	0		0		0		0		0		0	0	
Total	5	2.44%	29	14.15%	49	23.90%	0	0.00%	16	7.80%	204	0	0.00%
0551503													
Vote Center	0		0		0		0		0		0	0	
Vote by Mail	****	****	****	****	****	****	****	****	****	****	****	****	****
Remote	0		0		0		0		0		0	0	
Total	****	****	****	****	****	****	****	****	****	****	****	****	****
0551504													
Vote Center	3	3.30%	21	23.08%	13	14.29%	0	0.00%	8	8.79%	90	0	0.00%
Vote by Mail	54	6.12%	93	10.54%	232	26.30%	12	1.36%	120	13.61%	849	0	0.00%
Remote	0		0		0		0		0		0	0	
Total	57	5.86%	114	11.72%	245	25.18%	12	1.23%	128	13.16%	939	0	0.00%

Precinct	Times Cast	Registered Voters
0551507		
Vote Center	173	3,735
Vote by Mail	1,896	3,735
Remote	0	3,735
Total	2,069	3,735
0551537		
Vote Center	135	2,885
Vote by Mail	1,616	2,885
Remote	0	2,885
Total	1,751	2,885
0551553		
Vote Center	249	2,863
Vote by Mail	1,396	2,863
Remote	0	2,863
Total	1,645	2,863
0551564		
Vote Center	14	276
Vote by Mail	138	276
Remote	0	276
Total	152	276
0551574		
Vote Center	49	582
Vote by Mail	280	582
Remote	0	582
Total	329	582
0551585		
Vote Center	20	247
Vote by Mail	131	247
Remote	0	247
Total	151	247

Precinct	STEVE GARVEY (REP)		SEPI GILANI (DEM)	
0551507				
Vote Center	99	57.23%	0	0.00%
Vote by Mail	770	40.61%	10	0.53%
Remote	0		0	
Total	869	42.00%	10	0.48%
0551537				
Vote Center	78	57.78%	0	0.00%
Vote by Mail	708	43.81%	6	0.37%
Remote	0		0	
Total	786	44.89%	6	0.34%
0551553				
Vote Center	142	57.03%	0	0.00%
Vote by Mail	585	41.91%	4	0.29%
Remote	0		0	
Total	727	44.19%	4	0.24%
0551564				
Vote Center	9	64.29%	0	0.00%
Vote by Mail	59	42.75%	2	1.45%
Remote	0		0	
Total	68	44.74%	2	1.32%
0551574				
Vote Center	32	65.31%	0	0.00%
Vote by Mail	105	37.50%	1	0.36%
Remote	0		0	
Total	137	41.64%	1	0.30%
0551585				
Vote Center	15	75.00%	0	0.00%
Vote by Mail	43	32.82%	0	0.00%
Remote	0		0	
Total	58	38.41%	0	0.00%

Precinct	BARBARA LEE (DEM)		ERIC EARLY (REP)		ADAM B. SCHIFF (DEM)		CHRISTINA PASCUCCI (DEM)		KATIE PORTER (DEM)		Total Votes	MICHAEL JOSEPH DILGER Qualified Write In	
0551507													
Vote Center	3	1.73%	27	15.61%	26	15.03%	0	0.00%	13	7.51%	168	0	0.00%
Vote by Mail	111	5.85%	274	14.45%	449	23.68%	13	0.69%	209	11.02%	1,836	0	0.00%
Remote	0		0		0		0		0		0	0	
Total	114	5.51%	301	14.55%	475	22.96%	13	0.63%	222	10.73%	2,004	0	0.00%
0551537													
Vote Center	4	2.96%	15	11.11%	16	11.85%	1	0.74%	14	10.37%	128	0	0.00%
Vote by Mail	65	4.02%	193	11.94%	415	25.68%	8	0.50%	163	10.09%	1,558	0	0.00%
Remote	0		0		0		0		0		0	0	
Total	69	3.94%	208	11.88%	431	24.61%	9	0.51%	177	10.11%	1,686	0	0.00%
0551553													
Vote Center	11	4.42%	49	19.68%	29	11.65%	0	0.00%	11	4.42%	242	0	0.00%
Vote by Mail	57	4.08%	175	12.54%	352	25.21%	11	0.79%	158	11.32%	1,342	0	0.00%
Remote	0		0		0		0		0		0	0	
Total	68	4.13%	224	13.62%	381	23.16%	11	0.67%	169	10.27%	1,584	0	0.00%
0551564													
Vote Center	1	7.14%	0	0.00%	1	7.14%	0	0.00%	2	14.29%	13	0	0.00%
Vote by Mail	7	5.07%	18	13.04%	36	26.09%	2	1.45%	12	8.70%	136	0	0.00%
Remote	0		0		0		0		0		0	0	
Total	8	5.26%	18	11.84%	37	24.34%	2	1.32%	14	9.21%	149	0	0.00%
0551574													
Vote Center	1	2.04%	2	4.08%	9	18.37%	0	0.00%	2	4.08%	46	0	0.00%
Vote by Mail	13	4.64%	37	13.21%	63	22.50%	1	0.36%	52	18.57%	272	0	0.00%
Remote	0		0		0		0		0		0	0	
Total	14	4.26%	39	11.85%	72	21.88%	1	0.30%	54	16.41%	318	0	0.00%
0551585													
Vote Center	0	0.00%	1	5.00%	0	0.00%	0	0.00%	3	15.00%	19	0	0.00%
Vote by Mail	6	4.58%	18	13.74%	40	30.53%	3	2.29%	17	12.98%	127	0	0.00%
Remote	0		0		0		0		0		0	0	
Total	6	3.97%	19	12.58%	40	26.49%	3	1.99%	20	13.25%	146	0	0.00%

Precinct	Times Cast	Registered Voters
0551591		
Vote Center	3	24
Vote by Mail	12	24
Remote	0	24
Total	15	24
0552001		
Vote Center	75	1,647
Vote by Mail	1,004	1,647
Remote	0	1,647
Total	1,079	1,647
0552003		
Vote Center	104	1,707
Vote by Mail	908	1,707
Remote	0	1,707
Total	1,012	1,707
0552005		
Vote Center	142	2,787
Vote by Mail	1,262	2,787
Remote	0	2,787
Total	1,404	2,787
0552012		
Vote Center	132	2,697
Vote by Mail	1,173	2,697
Remote	0	2,697
Total	1,305	2,697
0552019		
Vote Center	21	567
Vote by Mail	296	567
Remote	0	567
Total	317	567

Precinct	STEVE GARVEY (REP)		SEPI GILANI (DEM)	
0551591				
Vote Center	****	****	****	****
Vote by Mail	8	66.67%	0	0.00%
Remote	0		0	
Total	9	60.00%	0	0.00%
0552001				
Vote Center	40	53.33%	0	0.00%
Vote by Mail	410	40.84%	7	0.70%
Remote	0		0	
Total	450	41.71%	7	0.65%
0552003				
Vote Center	65	62.50%	0	0.00%
Vote by Mail	300	33.04%	4	0.44%
Remote	0		0	
Total	365	36.07%	4	0.40%
0552005				
Vote Center	61	42.96%	0	0.00%
Vote by Mail	408	32.33%	6	0.48%
Remote	0		0	
Total	469	33.40%	6	0.43%
0552012				
Vote Center	70	53.03%	2	1.52%
Vote by Mail	369	31.46%	8	0.68%
Remote	0		0	
Total	439	33.64%	10	0.77%
0552019				
Vote Center	10	47.62%	0	0.00%
Vote by Mail	112	37.84%	1	0.34%
Remote	0		0	
Total	122	38.49%	1	0.32%

Precinct	BARBARA LEE (DEM)		ERIC EARLY (REP)		ADAM B. SCHIFF (DEM)		CHRISTINA PASCUCCI (DEM)		KATIE PORTER (DEM)		Total Votes	MICHAEL JOSEPH DILGER Qualified Write In	
0551591													
Vote Center	****	****	****	****	****	****	****	****	****	****	****	****	****
Vote by Mail	1	8.33%	0	0.00%	2	16.67%	0	0.00%	1	8.33%	12	0	0.00%
Remote	0		0		0		0		0		0	0	
Total	1	6.67%	2	13.33%	2	13.33%	0	0.00%	1	6.67%	15	0	0.00%
0552001													
Vote Center	2	2.67%	7	9.33%	15	20.00%	0	0.00%	10	13.33%	74	0	0.00%
Vote by Mail	49	4.88%	108	10.76%	265	26.39%	9	0.90%	132	13.15%	980	0	0.00%
Remote	0		0		0		0		0		0	0	
Total	51	4.73%	115	10.66%	280	25.95%	9	0.83%	142	13.16%	1,054	0	0.00%
0552003													
Vote Center	6	5.77%	11	10.58%	13	12.50%	1	0.96%	6	5.77%	102	0	0.00%
Vote by Mail	56	6.17%	83	9.14%	269	29.63%	9	0.99%	138	15.20%	859	0	0.00%
Remote	0		0		0		0		0		0	0	
Total	62	6.13%	94	9.29%	282	27.87%	10	0.99%	144	14.23%	961	0	0.00%
0552005													
Vote Center	5	3.52%	30	21.13%	28	19.72%	2	1.41%	15	10.56%	141	0	0.00%
Vote by Mail	97	7.69%	122	9.67%	355	28.13%	11	0.87%	214	16.96%	1,213	0	0.00%
Remote	0		0		0		0		0		0	0	
Total	102	7.26%	152	10.83%	383	27.28%	13	0.93%	229	16.31%	1,354	0	0.00%
0552012													
Vote Center	2	1.52%	26	19.70%	20	15.15%	0	0.00%	10	7.58%	130	0	0.00%
Vote by Mail	71	6.05%	108	9.21%	362	30.86%	12	1.02%	187	15.94%	1,117	0	0.00%
Remote	0		0		0		0		0		0	0	
Total	73	5.59%	134	10.27%	382	29.27%	12	0.92%	197	15.10%	1,247	0	0.00%
0552019													
Vote Center	1	4.76%	3	14.29%	4	19.05%	1	4.76%	1	4.76%	20	0	0.00%
Vote by Mail	16	5.41%	22	7.43%	93	31.42%	2	0.68%	41	13.85%	287	0	0.00%
Remote	0		0		0		0		0		0	0	
Total	17	5.36%	25	7.89%	97	30.60%	3	0.95%	42	13.25%	307	0	0.00%

Precinct	Times Cast	Registered Voters
0552020		
Vote Center	17	352
Vote by Mail	194	352
Remote	0	352
Total	211	352
0552023		
Vote Center		4
Vote by Mail		4
Remote		4
Total		4
0552028		
Vote Center		24
Vote by Mail		24
Remote		24
Total		24
Placer County - Total	135,869	281,148
Cumulative		
Cumulative		
Vote Center	0	0
Vote by Mail	0	0
Remote	0	0
Total	0	0
Cumulative - Total	0	0
County - Total	135,869	281,148

Precinct	STEVE GARVEY (REP)		SEPI GILANI (DEM)	
0552020				
Vote Center	11	64.71%	0	0.00%
Vote by Mail	66	34.02%	0	0.00%
Remote	0		0	
Total	77	36.49%	0	0.00%
0552023				
Vote Center				
Vote by Mail				
Remote				
Total				
0552028				
Vote Center	****	****	****	****
Vote by Mail	****	****	****	****
Remote	0		0	
Total	****	****	****	****
Placer County - Total	57,698	42.47%	767	0.56%
Cumulative				
Cumulative				
Vote Center	0		0	
Vote by Mail	0		0	
Remote	0		0	
Total	0		0	
Cumulative - Total	0		0	
County - Total	57,698	42.47%	767	0.56%

Precinct	BARBARA LEE (DEM)		ERIC EARLY (REP)		ADAM B. SCHIFF (DEM)		CHRISTINA PASCUCCI (DEM)		KATIE PORTER (DEM)		Total Votes	MICHAEL JOSEPH DILGER Qualified Write In		
0552020														
Vote Center	0	0.00%	3	17.65%	1	5.88%	0	0.00%	2	11.76%	17	0	0.00%	
Vote by Mail	10	5.15%	29	14.95%	60	30.93%	0	0.00%	18	9.28%	183	0	0.00%	
Remote	0		0		0		0		0		0	0		
Total	10	4.74%	32	15.17%	61	28.91%	0	0.00%	20	9.48%	200	0	0.00%	
0552023														
Vote Center														
Vote by Mail														
Remote														
Total														
0552028														
Vote Center	****	****	****	****	****	****	****	****	****	****	****	****	****	
Vote by Mail	****	****	****	****	****	****	****	****	****	****	****	****	****	
Remote	0		0		0		0		0		0	0		
Total	****	****	****	****	****	****	****	****	****	****	****	****	****	
Placer County - Total	7,241	5.33%	14,866	10.94%	32,638	24.02%	1,206	0.89%	16,666	12.27%	131,082	0	0.00%	
Cumulative														
Cumulative														
Vote Center	0		0		0		0		0		0	0		
Vote by Mail	0		0		0		0		0		0	0		
Remote	0		0		0		0		0		0	0		
Total	0		0		0		0		0		0	0		
Cumulative - Total	0		0		0		0		0		0	0		
County - Total	7,241	5.33%	14,866	10.94%	32,638	24.02%	1,206	0.89%	16,666	12.27%	131,082	0	0.00%	

UNITED STATES REPRESENTATIVE 3RD (Vote for 1) **** - Insufficient Turnout to Protect Voter Privacy

Precinct		Times Cast	Registered Voters
County			
Placer County			
0131101			
Vote Center		53	1,640
Vote by Mail		763	1,640
Remote		0	1,640
Total		816	1,640
0151105			
Vote Center		62	1,643
Vote by Mail		639	1,643
Remote		0	1,643
Total		701	1,643
0151107			
Vote Center		101	2,170
Vote by Mail		947	2,170
Remote		0	2,170
Total		1,048	2,170
0157201			
Vote Center		71	1,812
Vote by Mail		594	1,812
Remote		0	1,812
Total		665	1,812
0157205			
Vote Center		109	2,171
Vote by Mail		898	2,171
Remote		0	2,171
Total		1,007	2,171

Precinct		ROBERT SMITH (NPP)		KEVIN KILEY (REP)	
County					
Placer County					
0131101					
Vote Center		1	1.89%	33	62.26%
Vote by Mail		16	2.10%	375	49.15%
Remote		0		0	
Total		17	2.08%	408	50.00%
0151105					
Vote Center		4	6.45%	52	83.87%
Vote by Mail		7	1.10%	357	55.87%
Remote		0		0	
Total		11	1.57%	409	58.35%
0151107					
Vote Center		3	2.97%	85	84.16%
Vote by Mail		20	2.11%	550	58.08%
Remote		0		0	
Total		23	2.19%	635	60.59%
0157201					
Vote Center		2	2.82%	56	78.87%
Vote by Mail		10	1.68%	307	51.68%
Remote		0		0	
Total		12	1.80%	363	54.59%
0157205					
Vote Center		2	1.83%	82	75.23%
Vote by Mail		23	2.56%	500	55.68%
Remote		0		0	
Total		25	2.48%	582	57.80%

Precinct	JESSICA MORSE (DEM)		Total Votes
County			
Placer County			
0131101			
Vote Center	14	26.42%	48
Vote by Mail	346	45.35%	737
Remote	0		0
Total	360	44.12%	785
0151105			
Vote Center	5	8.06%	61
Vote by Mail	256	40.06%	620
Remote	0		0
Total	261	37.23%	681
0151107			
Vote Center	11	10.89%	99
Vote by Mail	344	36.33%	914
Remote	0		0
Total	355	33.87%	1,013
0157201			
Vote Center	11	15.49%	69
Vote by Mail	248	41.75%	565
Remote	0		0
Total	259	38.95%	634
0157205			
Vote Center	24	22.02%	108
Vote by Mail	341	37.97%	864
Remote	0		0
Total	365	36.25%	972

Precinct	Times Cast	Registered Voters
0157213		
Vote Center	71	1,252
Vote by Mail	341	1,252
Remote	0	1,252
Total	412	1,252
0157217		
Vote Center	83	1,705
Vote by Mail	462	1,705
Remote	0	1,705
Total	545	1,705
0157218		
Vote Center	189	2,680
Vote by Mail	993	2,680
Remote	0	2,680
Total	1,182	2,680
0157226		
Vote Center	143	2,243
Vote by Mail	714	2,243
Remote	0	2,243
Total	857	2,243
0157306		
Vote Center	119	2,243
Vote by Mail	1,003	2,243
Remote	0	2,243
Total	1,122	2,243
0157311		
Vote Center	143	2,180
Vote by Mail	833	2,180
Remote	0	2,180
Total	976	2,180

Precinct	ROBERT SMITH (NPP)		KEVIN KILEY (REP)	
0157213				
Vote Center	2	2.82%	48	67.61%
Vote by Mail	8	2.35%	147	43.11%
Remote	0		0	
Total	10	2.43%	195	47.33%
0157217				
Vote Center	4	4.82%	51	61.45%
Vote by Mail	11	2.38%	200	43.29%
Remote	0		0	
Total	15	2.75%	251	46.06%
0157218				
Vote Center	5	2.65%	127	67.20%
Vote by Mail	27	2.72%	501	50.45%
Remote	0		0	
Total	32	2.71%	628	53.13%
0157226				
Vote Center	2	1.40%	107	74.83%
Vote by Mail	24	3.36%	353	49.44%
Remote	0		0	
Total	26	3.03%	460	53.68%
0157306				
Vote Center	0	0.00%	87	73.11%
Vote by Mail	17	1.69%	535	53.34%
Remote	0		0	
Total	17	1.52%	622	55.44%
0157311				
Vote Center	2	1.40%	101	70.63%
Vote by Mail	15	1.80%	423	50.78%
Remote	0		0	
Total	17	1.74%	524	53.69%

Precinct	JESSICA MORSE (DEM)		Total Votes
0157213			
Vote Center	20	28.17%	70
Vote by Mail	174	51.03%	329
Remote	0		0
Total	194	47.09%	399
0157217			
Vote Center	22	26.51%	77
Vote by Mail	230	49.78%	441
Remote	0		0
Total	252	46.24%	518
0157218			
Vote Center	53	28.04%	185
Vote by Mail	431	43.40%	959
Remote	0		0
Total	484	40.95%	1,144
0157226			
Vote Center	28	19.58%	137
Vote by Mail	297	41.60%	674
Remote	0		0
Total	325	37.92%	811
0157306			
Vote Center	28	23.53%	115
Vote by Mail	411	40.98%	963
Remote	0		0
Total	439	39.13%	1,078
0157311			
Vote Center	36	25.17%	139
Vote by Mail	363	43.58%	801
Remote	0		0
Total	399	40.88%	940

Precinct	Times Cast	Registered Voters
0157318		
Vote Center	112	1,936
Vote by Mail	660	1,936
Remote	0	1,936
Total	772	1,936
0157396		
Vote Center	81	1,759
Vote by Mail	739	1,759
Remote	0	1,759
Total	820	1,759
0157401		
Vote Center	84	2,406
Vote by Mail	1,804	2,406
Remote	0	2,406
Total	1,888	2,406
0157403		
Vote Center	110	2,187
Vote by Mail	929	2,187
Remote	0	2,187
Total	1,039	2,187
0157405		
Vote Center	156	2,210
Vote by Mail	984	2,210
Remote	0	2,210
Total	1,140	2,210
0157407		
Vote Center	122	2,991
Vote by Mail	1,063	2,991
Remote	0	2,991
Total	1,185	2,991

Precinct	ROBERT SMITH (NPP)		KEVIN KILEY (REP)	
0157318				
Vote Center	0	0.00%	84	75.00%
Vote by Mail	13	1.97%	341	51.67%
Remote	0		0	
Total	13	1.68%	425	55.05%
0157396				
Vote Center	1	1.23%	60	74.07%
Vote by Mail	20	2.71%	369	49.93%
Remote	0		0	
Total	21	2.56%	429	52.32%
0157401				
Vote Center	2	2.38%	65	77.38%
Vote by Mail	23	1.27%	895	49.61%
Remote	0		0	
Total	25	1.32%	960	50.85%
0157403				
Vote Center	3	2.73%	87	79.09%
Vote by Mail	10	1.08%	502	54.04%
Remote	0		0	
Total	13	1.25%	589	56.69%
0157405				
Vote Center	3	1.92%	125	80.13%
Vote by Mail	24	2.44%	538	54.67%
Remote	0		0	
Total	27	2.37%	663	58.16%
0157407				
Vote Center	1	0.82%	91	74.59%
Vote by Mail	20	1.88%	506	47.60%
Remote	0		0	
Total	21	1.77%	597	50.38%

Precinct	JESSICA MORSE (DEM)		Total Votes
0157318			
Vote Center	27	24.11%	111
Vote by Mail	281	42.58%	635
Remote	0		0
Total	308	39.90%	746
0157396			
Vote Center	13	16.05%	74
Vote by Mail	311	42.08%	700
Remote	0		0
Total	324	39.51%	774
0157401			
Vote Center	15	17.86%	82
Vote by Mail	805	44.62%	1,723
Remote	0		0
Total	820	43.43%	1,805
0157403			
Vote Center	15	13.64%	105
Vote by Mail	381	41.01%	893
Remote	0		0
Total	396	38.11%	998
0157405			
Vote Center	24	15.38%	152
Vote by Mail	380	38.62%	942
Remote	0		0
Total	404	35.44%	1,094
0157407			
Vote Center	25	20.49%	117
Vote by Mail	487	45.81%	1,013
Remote	0		0
Total	512	43.21%	1,130

Precinct	Times Cast	Registered Voters
0157408		
Vote Center	47	1,998
Vote by Mail	1,211	1,998
Remote	0	1,998
Total	1,258	1,998
0157409		
Vote Center	36	1,132
Vote by Mail	874	1,132
Remote	0	1,132
Total	910	1,132
0157412		
Vote Center	119	2,538
Vote by Mail	824	2,538
Remote	0	2,538
Total	943	2,538
0157414		
Vote Center	96	2,793
Vote by Mail	950	2,793
Remote	0	2,793
Total	1,046	2,793
0157415		
Vote Center	154	2,842
Vote by Mail	1,219	2,842
Remote	0	2,842
Total	1,373	2,842
0157502		
Vote Center	151	2,638
Vote by Mail	1,060	2,638
Remote	0	2,638
Total	1,211	2,638

Precinct	ROBERT SMITH (NPP)		KEVIN KILEY (REP)	
0157408				
Vote Center	2	4.26%	29	61.70%
Vote by Mail	19	1.57%	612	50.54%
Remote	0		0	
Total	21	1.67%	641	50.95%
0157409				
Vote Center	0	0.00%	25	69.44%
Vote by Mail	11	1.26%	463	52.97%
Remote	0		0	
Total	11	1.21%	488	53.63%
0157412				
Vote Center	1	0.84%	93	78.15%
Vote by Mail	15	1.82%	396	48.06%
Remote	0		0	
Total	16	1.70%	489	51.86%
0157414				
Vote Center	2	2.08%	71	73.96%
Vote by Mail	18	1.89%	476	50.11%
Remote	0		0	
Total	20	1.91%	547	52.29%
0157415				
Vote Center	4	2.60%	110	71.43%
Vote by Mail	22	1.80%	679	55.70%
Remote	0		0	
Total	26	1.89%	789	57.47%
0157502				
Vote Center	1	0.66%	121	80.13%
Vote by Mail	33	3.11%	570	53.77%
Remote	0		0	
Total	34	2.81%	691	57.06%

Precinct	JESSICA MORSE (DEM)		Total Votes
0157408			
Vote Center	15	31.91%	46
Vote by Mail	525	43.35%	1,156
Remote	0		0
Total	540	42.93%	1,202
0157409			
Vote Center	11	30.56%	36
Vote by Mail	354	40.50%	828
Remote	0		0
Total	365	40.11%	864
0157412			
Vote Center	24	20.17%	118
Vote by Mail	372	45.15%	783
Remote	0		0
Total	396	41.99%	901
0157414			
Vote Center	23	23.96%	96
Vote by Mail	419	44.11%	913
Remote	0		0
Total	442	42.26%	1,009
0157415			
Vote Center	36	23.38%	150
Vote by Mail	481	39.46%	1,182
Remote	0		0
Total	517	37.65%	1,332
0157502			
Vote Center	21	13.91%	143
Vote by Mail	420	39.62%	1,023
Remote	0		0
Total	441	36.42%	1,166

Precinct	Times Cast	Registered Voters
0157503		
Vote Center	97	2,454
Vote by Mail	873	2,454
Remote	0	2,454
Total	970	2,454
0157506		
Vote Center	140	2,886
Vote by Mail	1,064	2,886
Remote	0	2,886
Total	1,204	2,886
0231120		
Vote Center	212	2,885
Vote by Mail	1,124	2,885
Remote	0	2,885
Total	1,336	2,885
0231147		
Vote Center	103	1,872
Vote by Mail	835	1,872
Remote	0	1,872
Total	938	1,872
0234104		
Vote Center	1	127
Vote by Mail	19	127
Remote	0	127
Total	20	127
0251129		
Vote Center	6	143
Vote by Mail	66	143
Remote	0	143
Total	72	143

Precinct	ROBERT SMITH (NPP)		KEVIN KILEY (REP)	
0157503				
Vote Center	1	1.03%	74	76.29%
Vote by Mail	19	2.18%	437	50.06%
Remote	0		0	
Total	20	2.06%	511	52.68%
0157506				
Vote Center	4	2.86%	111	79.29%
Vote by Mail	26	2.44%	555	52.16%
Remote	0		0	
Total	30	2.49%	666	55.32%
0231120				
Vote Center	1	0.47%	194	91.51%
Vote by Mail	17	1.51%	843	75.00%
Remote	0		0	
Total	18	1.35%	1,037	77.62%
0231147				
Vote Center	2	1.94%	91	88.35%
Vote by Mail	10	1.20%	579	69.34%
Remote	0		0	
Total	12	1.28%	670	71.43%
0234104				
Vote Center	****	****	****	****
Vote by Mail	1	5.26%	13	68.42%
Remote	0		0	
Total	1	5.00%	14	70.00%
0251129				
Vote Center	****	****	****	****
Vote by Mail	0	0.00%	46	69.70%
Remote	0		0	
Total	0	0.00%	51	70.83%

Precinct	JESSICA MORSE (DEM)		Total Votes
0157503			
Vote Center	21	21.65%	96
Vote by Mail	370	42.38%	826
Remote	0		0
Total	391	40.31%	922
0157506			
Vote Center	19	13.57%	134
Vote by Mail	446	41.92%	1,027
Remote	0		0
Total	465	38.62%	1,161
0231120			
Vote Center	12	5.66%	207
Vote by Mail	227	20.20%	1,087
Remote	0		0
Total	239	17.89%	1,294
0231147			
Vote Center	5	4.85%	98
Vote by Mail	226	27.07%	815
Remote	0		0
Total	231	24.63%	913
0234104			
Vote Center	****	****	****
Vote by Mail	5	26.32%	19
Remote	0		0
Total	5	25.00%	20
0251129			
Vote Center	****	****	****
Vote by Mail	19	28.79%	65
Remote	0		0
Total	19	26.39%	70

Precinct	Times Cast	Registered Voters
0251167		
Vote Center	41	760
Vote by Mail	387	760
Remote	0	760
Total	428	760
0251250		
Vote Center		1
Vote by Mail		1
Remote		1
Total		1
0254000		
Vote Center	0	0
Vote by Mail	0	0
Remote	0	0
Total	0	0
0254101		
Vote Center	87	1,775
Vote by Mail	605	1,775
Remote	0	1,775
Total	692	1,775
0254103		
Vote Center	57	1,438
Vote by Mail	523	1,438
Remote	0	1,438
Total	580	1,438
0254194		
Vote Center	99	1,947
Vote by Mail	723	1,947
Remote	0	1,947
Total	822	1,947

Precinct	ROBERT SMITH (NPP)		KEVIN KILEY (REP)	
0251167				
Vote Center	1	2.44%	38	92.68%
Vote by Mail	10	2.58%	228	58.91%
Remote	0		0	
Total	11	2.57%	266	62.15%
0251250				
Vote Center				
Vote by Mail				
Remote				
Total				
0254000				
Vote Center	0		0	
Vote by Mail	0		0	
Remote	0		0	
Total	0		0	
0254101				
Vote Center	1	1.15%	69	79.31%
Vote by Mail	7	1.16%	360	59.50%
Remote	0		0	
Total	8	1.16%	429	61.99%
0254103				
Vote Center	0	0.00%	49	85.96%
Vote by Mail	16	3.06%	304	58.13%
Remote	0		0	
Total	16	2.76%	353	60.86%
0254194				
Vote Center	3	3.03%	70	70.71%
Vote by Mail	10	1.38%	439	60.72%
Remote	0		0	
Total	13	1.58%	509	61.92%

Precinct	JESSICA MORSE (DEM)		Total Votes
0251167			
Vote Center	0	0.00%	39
Vote by Mail	133	34.37%	371
Remote	0		0
Total	133	31.07%	410
0251250			
Vote Center			
Vote by Mail			
Remote			
Total			
0254000			
Vote Center	0		0
Vote by Mail	0		0
Remote	0		0
Total	0		0
0254101			
Vote Center	13	14.94%	83
Vote by Mail	213	35.21%	580
Remote	0		0
Total	226	32.66%	663
0254103			
Vote Center	7	12.28%	56
Vote by Mail	182	34.80%	502
Remote	0		0
Total	189	32.59%	558
0254194			
Vote Center	23	23.23%	96
Vote by Mail	247	34.16%	696
Remote	0		0
Total	270	32.85%	792

Precinct	Times Cast	Registered Voters
0254195		
Vote Center	41	910
Vote by Mail	348	910
Remote	0	910
Total	389	910
0254198		
Vote Center	49	908
Vote by Mail	259	908
Remote	0	908
Total	308	908
0254203		
Vote Center	95	2,127
Vote by Mail	571	2,127
Remote	0	2,127
Total	666	2,127
0254294		
Vote Center	32	620
Vote by Mail	249	620
Remote	0	620
Total	281	620
0254297		
Vote Center	160	2,654
Vote by Mail	790	2,654
Remote	0	2,654
Total	950	2,654
0254301		
Vote Center	54	1,401
Vote by Mail	412	1,401
Remote	0	1,401
Total	466	1,401

Precinct	ROBERT SMITH (NPP)		KEVIN KILEY (REP)	
0254195				
Vote Center	2	4.88%	31	75.61%
Vote by Mail	7	2.01%	204	58.62%
Remote	0		0	
Total	9	2.31%	235	60.41%
0254198				
Vote Center	2	4.08%	42	85.71%
Vote by Mail	5	1.93%	138	53.28%
Remote	0		0	
Total	7	2.27%	180	58.44%
0254203				
Vote Center	0	0.00%	61	64.21%
Vote by Mail	17	2.98%	277	48.51%
Remote	0		0	
Total	17	2.55%	338	50.75%
0254294				
Vote Center	0	0.00%	27	84.38%
Vote by Mail	6	2.41%	154	61.85%
Remote	0		0	
Total	6	2.14%	181	64.41%
0254297				
Vote Center	3	1.88%	119	74.38%
Vote by Mail	21	2.66%	450	56.96%
Remote	0		0	
Total	24	2.53%	569	59.89%
0254301				
Vote Center	2	3.70%	46	85.19%
Vote by Mail	14	3.40%	209	50.73%
Remote	0		0	
Total	16	3.43%	255	54.72%

Precinct	JESSICA MORSE (DEM)		Total Votes
0254195			
Vote Center	8	19.51%	41
Vote by Mail	125	35.92%	336
Remote	0		0
Total	133	34.19%	377
0254198			
Vote Center	5	10.20%	49
Vote by Mail	107	41.31%	250
Remote	0		0
Total	112	36.36%	299
0254203			
Vote Center	30	31.58%	91
Vote by Mail	249	43.61%	543
Remote	0		0
Total	279	41.89%	634
0254294			
Vote Center	3	9.38%	30
Vote by Mail	76	30.52%	236
Remote	0		0
Total	79	28.11%	266
0254297			
Vote Center	35	21.88%	157
Vote by Mail	287	36.33%	758
Remote	0		0
Total	322	33.89%	915
0254301			
Vote Center	5	9.26%	53
Vote by Mail	171	41.50%	394
Remote	0		0
Total	176	37.77%	447

Precinct	Times Cast	Registered Voters
0254304		
Vote Center	70	1,841
Vote by Mail	618	1,841
Remote	0	1,841
Total	688	1,841
0254306		
Vote Center	50	1,643
Vote by Mail	665	1,643
Remote	0	1,643
Total	715	1,643
0254307		
Vote Center	78	1,793
Vote by Mail	617	1,793
Remote	0	1,793
Total	695	1,793
0254401		
Vote Center	139	2,932
Vote by Mail	2,279	2,932
Remote	0	2,932
Total	2,418	2,932
0254404		
Vote Center	136	2,595
Vote by Mail	1,976	2,595
Remote	0	2,595
Total	2,112	2,595
0254409		
Vote Center	126	1,748
Vote by Mail	1,306	1,748
Remote	0	1,748
Total	1,432	1,748

Precinct	ROBERT SMITH (NPP)		KEVIN KILEY (REP)	
0254304				
Vote Center	2	2.86%	51	72.86%
Vote by Mail	10	1.62%	352	56.96%
Remote	0		0	
Total	12	1.74%	403	58.58%
0254306				
Vote Center	2	4.00%	39	78.00%
Vote by Mail	19	2.86%	357	53.68%
Remote	0		0	
Total	21	2.94%	396	55.38%
0254307				
Vote Center	0	0.00%	68	87.18%
Vote by Mail	14	2.27%	368	59.64%
Remote	0		0	
Total	14	2.01%	436	62.73%
0254401				
Vote Center	1	0.72%	99	71.22%
Vote by Mail	23	1.01%	1,154	50.64%
Remote	0		0	
Total	24	0.99%	1,253	51.82%
0254404				
Vote Center	1	0.74%	96	70.59%
Vote by Mail	24	1.21%	993	50.25%
Remote	0		0	
Total	25	1.18%	1,089	51.56%
0254409				
Vote Center	0	0.00%	82	65.08%
Vote by Mail	16	1.23%	650	49.77%
Remote	0		0	
Total	16	1.12%	732	51.12%

Precinct	JESSICA MORSE (DEM)		Total Votes
0254304			
Vote Center	15	21.43%	68
Vote by Mail	242	39.16%	604
Remote	0		0
Total	257	37.35%	672
0254306			
Vote Center	9	18.00%	50
Vote by Mail	277	41.65%	653
Remote	0		0
Total	286	40.00%	703
0254307			
Vote Center	8	10.26%	76
Vote by Mail	217	35.17%	599
Remote	0		0
Total	225	32.37%	675
0254401			
Vote Center	37	26.62%	137
Vote by Mail	996	43.70%	2,173
Remote	0		0
Total	1,033	42.72%	2,310
0254404			
Vote Center	36	26.47%	133
Vote by Mail	897	45.39%	1,914
Remote	0		0
Total	933	44.18%	2,047
0254409			
Vote Center	41	32.54%	123
Vote by Mail	597	45.71%	1,263
Remote	0		0
Total	638	44.55%	1,386

Precinct	Times Cast	Registered Voters
0254495		
Vote Center	70	1,374
Vote by Mail	1,048	1,374
Remote	0	1,374
Total	1,118	1,374
0254497		
Vote Center	30	433
Vote by Mail	326	433
Remote	0	433
Total	356	433
0254498		
Vote Center	23	586
Vote by Mail	355	586
Remote	0	586
Total	378	586
0254501		
Vote Center	81	1,598
Vote by Mail	562	1,598
Remote	0	1,598
Total	643	1,598
0254503		
Vote Center	108	2,757
Vote by Mail	1,543	2,757
Remote	0	2,757
Total	1,651	2,757
0254504		
Vote Center	80	2,163
Vote by Mail	995	2,163
Remote	0	2,163
Total	1,075	2,163

Precinct	ROBERT SMITH (NPP)		KEVIN KILEY (REP)	
0254495				
Vote Center	2	2.86%	57	81.43%
Vote by Mail	12	1.15%	526	50.19%
Remote	0		0	
Total	14	1.25%	583	52.15%
0254497				
Vote Center	0	0.00%	15	50.00%
Vote by Mail	8	2.45%	149	45.71%
Remote	0		0	
Total	8	2.25%	164	46.07%
0254498				
Vote Center	0	0.00%	14	60.87%
Vote by Mail	1	0.28%	184	51.83%
Remote	0		0	
Total	1	0.26%	198	52.38%
0254501				
Vote Center	2	2.47%	62	76.54%
Vote by Mail	12	2.14%	361	64.23%
Remote	0		0	
Total	14	2.18%	423	65.79%
0254503				
Vote Center	1	0.93%	85	78.70%
Vote by Mail	22	1.43%	899	58.26%
Remote	0		0	
Total	23	1.39%	984	59.60%
0254504				
Vote Center	1	1.25%	65	81.25%
Vote by Mail	12	1.21%	595	59.80%
Remote	0		0	
Total	13	1.21%	660	61.40%

Precinct	JESSICA MORSE (DEM)		Total Votes
0254495			
Vote Center	10	14.29%	69
Vote by Mail	466	44.47%	1,004
Remote	0		0
Total	476	42.58%	1,073
0254497			
Vote Center	14	46.67%	29
Vote by Mail	155	47.55%	312
Remote	0		0
Total	169	47.47%	341
0254498			
Vote Center	9	39.13%	23
Vote by Mail	160	45.07%	345
Remote	0		0
Total	169	44.71%	368
0254501			
Vote Center	15	18.52%	79
Vote by Mail	161	28.65%	534
Remote	0		0
Total	176	27.37%	613
0254503			
Vote Center	20	18.52%	106
Vote by Mail	572	37.07%	1,493
Remote	0		0
Total	592	35.86%	1,599
0254504			
Vote Center	10	12.50%	76
Vote by Mail	348	34.97%	955
Remote	0		0
Total	358	33.30%	1,031

Precinct	Times Cast	Registered Voters
0254507		
Vote Center	65	1,866
Vote by Mail	470	1,866
Remote	0	1,866
Total	535	1,866
0254598		
Vote Center	3	111
Vote by Mail	90	111
Remote	0	111
Total	93	111
0254599		
Vote Center	1	219
Vote by Mail	72	219
Remote	0	219
Total	73	219
0257501		
Vote Center	71	2,475
Vote by Mail	730	2,475
Remote	0	2,475
Total	801	2,475
0257511		
Vote Center	137	2,674
Vote by Mail	1,437	2,674
Remote	0	2,674
Total	1,574	2,674
0257513		
Vote Center	118	2,577
Vote by Mail	1,131	2,577
Remote	0	2,577
Total	1,249	2,577

Precinct	ROBERT SMITH (NPP)		KEVIN KILEY (REP)	
0254507				
Vote Center	4	6.15%	44	67.69%
Vote by Mail	10	2.13%	250	53.19%
Remote	0		0	
Total	14	2.62%	294	54.95%
0254598				
Vote Center	****	****	****	****
Vote by Mail	4	4.44%	45	50.00%
Remote	0		0	
Total	4	4.30%	48	51.61%
0254599				
Vote Center	****	****	****	****
Vote by Mail	0	0.00%	33	45.83%
Remote	0		0	
Total	0	0.00%	34	46.58%
0257501				
Vote Center	0	0.00%	55	77.46%
Vote by Mail	18	2.47%	355	48.63%
Remote	0		0	
Total	18	2.25%	410	51.19%
0257511				
Vote Center	0	0.00%	97	70.80%
Vote by Mail	25	1.74%	670	46.62%
Remote	0		0	
Total	25	1.59%	767	48.73%
0257513				
Vote Center	0	0.00%	82	69.49%
Vote by Mail	22	1.95%	475	42.00%
Remote	0		0	
Total	22	1.76%	557	44.60%

Precinct	JESSICA MORSE (DEM)		Total Votes
0254507			
Vote Center	14	21.54%	62
Vote by Mail	191	40.64%	451
Remote	0		0
Total	205	38.32%	513
0254598			
Vote Center	****	****	****
Vote by Mail	37	41.11%	86
Remote	0		0
Total	37	39.78%	89
0254599			
Vote Center	****	****	****
Vote by Mail	34	47.22%	67
Remote	0		0
Total	34	46.58%	68
0257501			
Vote Center	14	19.72%	69
Vote by Mail	320	43.84%	693
Remote	0		0
Total	334	41.70%	762
0257511			
Vote Center	39	28.47%	136
Vote by Mail	696	48.43%	1,391
Remote	0		0
Total	735	46.70%	1,527
0257513			
Vote Center	30	25.42%	112
Vote by Mail	583	51.55%	1,080
Remote	0		0
Total	613	49.08%	1,192


Precinct	Times Cast	Registered Voters
0257514		
Vote Center	65	1,545
Vote by Mail	469	1,545
Remote	0	1,545
Total	534	1,545
0257515		
Vote Center	190	2,989
Vote by Mail	1,039	2,989
Remote	0	2,989
Total	1,229	2,989
0257517		
Vote Center	122	2,625
Vote by Mail	860	2,625
Remote	0	2,625
Total	982	2,625
0257527		
Vote Center	85	1,937
Vote by Mail	586	1,937
Remote	0	1,937
Total	671	1,937
0257528		
Vote Center	139	2,946
Vote by Mail	862	2,946
Remote	0	2,946
Total	1,001	2,946
0257599		
Vote Center	0	0
Vote by Mail	0	0
Remote	0	0
Total	0	0

Precinct	ROBERT SMITH (NPP)		KEVIN KILEY (REP)	
0257514				
Vote Center	0	0.00%	49	75.38%
Vote by Mail	6	1.28%	225	47.97%
Remote	0		0	
Total	6	1.12%	274	51.31%
0257515				
Vote Center	1	0.53%	135	71.05%
Vote by Mail	25	2.41%	498	47.93%
Remote	0		0	
Total	26	2.12%	633	51.51%
0257517				
Vote Center	3	2.46%	89	72.95%
Vote by Mail	17	1.98%	408	47.44%
Remote	0		0	
Total	20	2.04%	497	50.61%
0257527				
Vote Center	1	1.18%	55	64.71%
Vote by Mail	21	3.58%	282	48.12%
Remote	0		0	
Total	22	3.28%	337	50.22%
0257528				
Vote Center	2	1.44%	74	53.24%
Vote by Mail	16	1.86%	420	48.72%
Remote	0		0	
Total	18	1.80%	494	49.35%
0257599				
Vote Center	0		0	
Vote by Mail	0		0	
Remote	0		0	
Total	0		0	

Precinct	JESSICA MORSE (DEM)		Total Votes
0257514			
Vote Center	14	21.54%	63
Vote by Mail	216	46.06%	447
Remote	0		0
Total	230	43.07%	510
0257515			
Vote Center	51	26.84%	187
Vote by Mail	477	45.91%	1,000
Remote	0		0
Total	528	42.96%	1,187
0257517			
Vote Center	28	22.95%	120
Vote by Mail	401	46.63%	826
Remote	0		0
Total	429	43.69%	946
0257527			
Vote Center	19	22.35%	75
Vote by Mail	261	44.54%	564
Remote	0		0
Total	280	41.73%	639
0257528			
Vote Center	54	38.85%	130
Vote by Mail	396	45.94%	832
Remote	0		0
Total	450	44.96%	962
0257599			
Vote Center	0		0
Vote by Mail	0		0
Remote	0		0
Total	0		0

Precinct	Times Cast	Registered Voters
0351144		
Vote Center	3	169
Vote by Mail	83	169
Remote	0	169
Total	86	169
0351219		
Vote Center	111	1,760
Vote by Mail	873	1,760
Remote	0	1,760
Total	984	1,760
0351286		
Vote Center		2
Vote by Mail		2
Remote		2
Total		2
0351320		
Vote Center	93	1,982
Vote by Mail	924	1,982
Remote	0	1,982
Total	1,017	1,982
0351416		
Vote Center	0	42
Vote by Mail	19	42
Remote	0	42
Total	19	42
0355001		
Vote Center	226	2,721
Vote by Mail	1,158	2,721
Remote	0	2,721
Total	1,384	2,721

Precinct	ROBERT SMITH (NPP)		KEVIN KILEY (REP)	
0351144				
Vote Center	****	****	****	****
Vote by Mail	1	1.20%	55	66.27%
Remote	0		0	
Total	2	2.33%	57	66.28%
0351219				
Vote Center	2	1.80%	97	87.39%
Vote by Mail	13	1.49%	586	67.12%
Remote	0		0	
Total	15	1.52%	683	69.41%
0351286				
Vote Center				
Vote by Mail				
Remote				
Total				
0351320				
Vote Center	2	2.15%	74	79.57%
Vote by Mail	19	2.06%	588	63.64%
Remote	0		0	
Total	21	2.06%	662	65.09%
0351416				
Vote Center	0		0	
Vote by Mail	0	0.00%	16	84.21%
Remote	0		0	
Total	0	0.00%	16	84.21%
0355001				
Vote Center	3	1.33%	189	83.63%
Vote by Mail	26	2.25%	728	62.87%
Remote	0		0	
Total	29	2.10%	917	66.26%

Precinct	JESSICA MORSE (DEM)		Total Votes
0351144			
Vote Center	****	****	****
Vote by Mail	25	30.12%	81
Remote	0		0
Total	25	29.07%	84
0351219			
Vote Center	10	9.01%	109
Vote by Mail	253	28.98%	852
Remote	0		0
Total	263	26.73%	961
0351286			
Vote Center			
Vote by Mail			
Remote			
Total			
0351320			
Vote Center	13	13.98%	89
Vote by Mail	293	31.71%	900
Remote	0		0
Total	306	30.09%	989
0351416			
Vote Center	0		0
Vote by Mail	3	15.79%	19
Remote	0		0
Total	3	15.79%	19
0355001			
Vote Center	26	11.50%	218
Vote by Mail	366	31.61%	1,120
Remote	0		0
Total	392	28.32%	1,338

Precinct	Times Cast	Registered Voters
0355008		
Vote Center	177	2,205
Vote by Mail	992	2,205
Remote	0	2,205
Total	1,169	2,205
0356001		
Vote Center	123	2,109
Vote by Mail	693	2,109
Remote	0	2,109
Total	816	2,109
0356004		
Vote Center	139	2,283
Vote by Mail	917	2,283
Remote	0	2,283
Total	1,056	2,283
0356006		
Vote Center	87	1,482
Vote by Mail	675	1,482
Remote	0	1,482
Total	762	1,482
0356009		
Vote Center	129	2,390
Vote by Mail	894	2,390
Remote	0	2,390
Total	1,023	2,390
0356013		
Vote Center	114	2,875
Vote by Mail	1,026	2,875
Remote	0	2,875
Total	1,140	2,875

Precinct	ROBERT SMITH (NPP)		KEVIN KILEY (REP)	
0355008				
Vote Center	2	1.13%	150	84.75%
Vote by Mail	29	2.92%	604	60.89%
Remote	0		0	
Total	31	2.65%	754	64.50%
0356001				
Vote Center	3	2.44%	91	73.98%
Vote by Mail	16	2.31%	369	53.25%
Remote	0		0	
Total	19	2.33%	460	56.37%
0356004				
Vote Center	3	2.16%	113	81.29%
Vote by Mail	18	1.96%	492	53.65%
Remote	0		0	
Total	21	1.99%	605	57.29%
0356006				
Vote Center	1	1.15%	71	81.61%
Vote by Mail	18	2.67%	389	57.63%
Remote	0		0	
Total	19	2.49%	460	60.37%
0356009				
Vote Center	2	1.55%	94	72.87%
Vote by Mail	22	2.46%	507	56.71%
Remote	0		0	
Total	24	2.35%	601	58.75%
0356013				
Vote Center	4	3.51%	93	81.58%
Vote by Mail	29	2.83%	560	54.58%
Remote	0		0	
Total	33	2.89%	653	57.28%

Precinct	JESSICA MORSE (DEM)		Total Votes
0355008			
Vote Center	21	11.86%	173
Vote by Mail	336	33.87%	969
Remote	0		0
Total	357	30.54%	1,142
0356001			
Vote Center	26	21.14%	120
Vote by Mail	294	42.42%	679
Remote	0		0
Total	320	39.22%	799
0356004			
Vote Center	19	13.67%	135
Vote by Mail	362	39.48%	872
Remote	0		0
Total	381	36.08%	1,007
0356006			
Vote Center	12	13.79%	84
Vote by Mail	246	36.44%	653
Remote	0		0
Total	258	33.86%	737
0356009			
Vote Center	28	21.71%	124
Vote by Mail	328	36.69%	857
Remote	0		0
Total	356	34.80%	981
0356013			
Vote Center	17	14.91%	114
Vote by Mail	399	38.89%	988
Remote	0		0
Total	416	36.49%	1,102

Precinct	Times Cast	Registered Voters
0356015		
Vote Center	239	2,780
Vote by Mail	1,115	2,780
Remote	0	2,780
Total	1,354	2,780
0356017		
Vote Center	184	2,944
Vote by Mail	1,246	2,944
Remote	0	2,944
Total	1,430	2,944
0356018		
Vote Center	135	2,800
Vote by Mail	1,013	2,800
Remote	0	2,800
Total	1,148	2,800
0356019		
Vote Center	107	2,240
Vote by Mail	760	2,240
Remote	0	2,240
Total	867	2,240
0356021		
Vote Center	96	1,995
Vote by Mail	655	1,995
Remote	0	1,995
Total	751	1,995
0356029		
Vote Center	30	762
Vote by Mail	312	762
Remote	0	762
Total	342	762

Precinct	ROBERT SMITH (NPP)		KEVIN KILEY (REP)	
0356015				
Vote Center	2	0.84%	183	76.57%
Vote by Mail	21	1.88%	597	53.54%
Remote	0		0	
Total	23	1.70%	780	57.61%
0356017				
Vote Center	3	1.63%	142	77.17%
Vote by Mail	18	1.44%	663	53.21%
Remote	0		0	
Total	21	1.47%	805	56.29%
0356018				
Vote Center	5	3.70%	104	77.04%
Vote by Mail	20	1.97%	524	51.73%
Remote	0		0	
Total	25	2.18%	628	54.70%
0356019				
Vote Center	3	2.80%	81	75.70%
Vote by Mail	13	1.71%	363	47.76%
Remote	0		0	
Total	16	1.85%	444	51.21%
0356021				
Vote Center	1	1.04%	80	83.33%
Vote by Mail	17	2.60%	337	51.45%
Remote	0		0	
Total	18	2.40%	417	55.53%
0356029				
Vote Center	0	0.00%	25	83.33%
Vote by Mail	7	2.24%	201	64.42%
Remote	0		0	
Total	7	2.05%	226	66.08%

Precinct	JESSICA MORSE (DEM)		Total Votes
0356015			
Vote Center	48	20.08%	233
Vote by Mail	452	40.54%	1,070
Remote	0		0
Total	500	36.93%	1,303
0356017			
Vote Center	35	19.02%	180
Vote by Mail	527	42.30%	1,208
Remote	0		0
Total	562	39.30%	1,388
0356018			
Vote Center	18	13.33%	127
Vote by Mail	435	42.94%	979
Remote	0		0
Total	453	39.46%	1,106
0356019			
Vote Center	21	19.63%	105
Vote by Mail	356	46.84%	732
Remote	0		0
Total	377	43.48%	837
0356021			
Vote Center	13	13.54%	94
Vote by Mail	272	41.53%	626
Remote	0		0
Total	285	37.95%	720
0356029			
Vote Center	5	16.67%	30
Vote by Mail	98	31.41%	306
Remote	0		0
Total	103	30.12%	336

Precinct	Times Cast	Registered Voters
0356032		
Vote Center	55	872
Vote by Mail	454	872
Remote	0	872
Total	509	872
0356033		
Vote Center	62	954
Vote by Mail	477	954
Remote	0	954
Total	539	954
0356034		
Vote Center	133	2,535
Vote by Mail	1,033	2,535
Remote	0	2,535
Total	1,166	2,535
0356037		
Vote Center	83	1,861
Vote by Mail	624	1,861
Remote	0	1,861
Total	707	1,861
0356038		
Vote Center	119	2,711
Vote by Mail	1,022	2,711
Remote	0	2,711
Total	1,141	2,711
0356040		
Vote Center	132	2,636
Vote by Mail	1,194	2,636
Remote	0	2,636
Total	1,326	2,636

Precinct	ROBERT SMITH (NPP)		KEVIN KILEY (REP)	
0356032				
Vote Center	1	1.82%	37	67.27%
Vote by Mail	9	1.98%	259	57.05%
Remote	0		0	
Total	10	1.96%	296	58.15%
0356033				
Vote Center	0	0.00%	52	83.87%
Vote by Mail	8	1.68%	261	54.72%
Remote	0		0	
Total	8	1.48%	313	58.07%
0356034				
Vote Center	2	1.50%	91	68.42%
Vote by Mail	19	1.84%	510	49.37%
Remote	0		0	
Total	21	1.80%	601	51.54%
0356037				
Vote Center	4	4.82%	54	65.06%
Vote by Mail	14	2.24%	324	51.92%
Remote	0		0	
Total	18	2.55%	378	53.47%
0356038				
Vote Center	1	0.84%	90	75.63%
Vote by Mail	26	2.54%	531	51.96%
Remote	0		0	
Total	27	2.37%	621	54.43%
0356040				
Vote Center	2	1.52%	91	68.94%
Vote by Mail	20	1.68%	607	50.84%
Remote	0		0	
Total	22	1.66%	698	52.64%

Precinct	JESSICA MORSE (DEM)		Total Votes
0356032			
Vote Center	11	20.00%	49
Vote by Mail	176	38.77%	444
Remote	0		0
Total	187	36.74%	493
0356033			
Vote Center	10	16.13%	62
Vote by Mail	188	39.41%	457
Remote	0		0
Total	198	36.73%	519
0356034			
Vote Center	34	25.56%	127
Vote by Mail	475	45.98%	1,004
Remote	0		0
Total	509	43.65%	1,131
0356037			
Vote Center	19	22.89%	77
Vote by Mail	263	42.15%	601
Remote	0		0
Total	282	39.89%	678
0356038			
Vote Center	28	23.53%	119
Vote by Mail	440	43.05%	997
Remote	0		0
Total	468	41.02%	1,116
0356040			
Vote Center	31	23.48%	124
Vote by Mail	529	44.30%	1,156
Remote	0		0
Total	560	42.23%	1,280

Precinct	Times Cast	Registered Voters
0356043		
Vote Center	171	2,940
Vote by Mail	1,491	2,940
Remote	0	2,940
Total	1,662	2,940
0356047		
Vote Center	90	1,252
Vote by Mail	521	1,252
Remote	0	1,252
Total	611	1,252
0356048		
Vote Center	68	2,183
Vote by Mail	877	2,183
Remote	0	2,183
Total	945	2,183
0356049		
Vote Center	91	2,246
Vote by Mail	786	2,246
Remote	0	2,246
Total	877	2,246
0356050		
Vote Center	80	1,314
Vote by Mail	412	1,314
Remote	0	1,314
Total	492	1,314
0356052		
Vote Center	0	0
Vote by Mail	0	0
Remote	0	0
Total	0	0

Precinct	ROBERT SMITH (NPP)		KEVIN KILEY (REP)	
0356043				
Vote Center	3	1.75%	133	77.78%
Vote by Mail	15	1.01%	800	53.66%
Remote	0		0	
Total	18	1.08%	933	56.14%
0356047				
Vote Center	1	1.11%	65	72.22%
Vote by Mail	4	0.77%	317	60.84%
Remote	0		0	
Total	5	0.82%	382	62.52%
0356048				
Vote Center	1	1.47%	48	70.59%
Vote by Mail	11	1.25%	474	54.05%
Remote	0		0	
Total	12	1.27%	522	55.24%
0356049				
Vote Center	2	2.20%	66	72.53%
Vote by Mail	22	2.80%	433	55.09%
Remote	0		0	
Total	24	2.74%	499	56.90%
0356050				
Vote Center	0	0.00%	63	78.75%
Vote by Mail	10	2.43%	215	52.18%
Remote	0		0	
Total	10	2.03%	278	56.50%
0356052				
Vote Center	0		0	
Vote by Mail	0		0	
Remote	0		0	
Total	0		0	

Precinct	JESSICA MORSE (DEM)		Total Votes
0356043			
Vote Center	34	19.88%	170
Vote by Mail	630	42.25%	1,445
Remote	0		0
Total	664	39.95%	1,615
0356047			
Vote Center	24	26.67%	90
Vote by Mail	189	36.28%	510
Remote	0		0
Total	213	34.86%	600
0356048			
Vote Center	16	23.53%	65
Vote by Mail	360	41.05%	845
Remote	0		0
Total	376	39.79%	910
0356049			
Vote Center	21	23.08%	89
Vote by Mail	303	38.55%	758
Remote	0		0
Total	324	36.94%	847
0356050			
Vote Center	16	20.00%	79
Vote by Mail	165	40.05%	390
Remote	0		0
Total	181	36.79%	469
0356052			
Vote Center	0		0
Vote by Mail	0		0
Remote	0		0
Total	0		0

Precinct	Times Cast	Registered Voters
0356058		
Vote Center	2	61
Vote by Mail	28	61
Remote	0	61
Total	30	61
0451110		
Vote Center	28	431
Vote by Mail	175	431
Remote	0	431
Total	203	431
0451114		
Vote Center		9
Vote by Mail		9
Remote		9
Total		9
0451116		
Vote Center	30	677
Vote by Mail	330	677
Remote	0	677
Total	360	677
0451201		
Vote Center	217	2,924
Vote by Mail	1,384	2,924
Remote	0	2,924
Total	1,601	2,924
0451205		
Vote Center	210	2,371
Vote by Mail	1,052	2,371
Remote	0	2,371
Total	1,262	2,371

Precinct	ROBERT SMITH (NPP)		KEVIN KILEY (REP)	
0356058				
Vote Center	****	****	****	****
Vote by Mail	1	3.57%	9	32.14%
Remote	0		0	
Total	1	3.33%	11	36.67%
0451110				
Vote Center	1	3.57%	23	82.14%
Vote by Mail	5	2.86%	121	69.14%
Remote	0		0	
Total	6	2.96%	144	70.94%
0451114				
Vote Center	0		0	
Vote by Mail	****	****	****	****
Remote	0		0	
Total	****	****	****	****
0451116				
Vote Center	0	0.00%	21	70.00%
Vote by Mail	14	4.24%	204	61.82%
Remote	0		0	
Total	14	3.89%	225	62.50%
0451201				
Vote Center	3	1.38%	170	78.34%
Vote by Mail	18	1.30%	837	60.48%
Remote	0		0	
Total	21	1.31%	1,007	62.90%
0451205				
Vote Center	2	0.95%	170	80.95%
Vote by Mail	22	2.09%	627	59.60%
Remote	0		0	
Total	24	1.90%	797	63.15%

Precinct	JESSICA MORSE (DEM)		Total Votes
0356058			
Vote Center	****	****	****
Vote by Mail	18	64.29%	28
Remote	0		0
Total	18	60.00%	30
0451110			
Vote Center	4	14.29%	28
Vote by Mail	45	25.71%	171
Remote	0		0
Total	49	24.14%	199
0451114			
Vote Center	0		0
Vote by Mail	****	****	****
Remote	0		0
Total	****	****	****
0451116			
Vote Center	9	30.00%	30
Vote by Mail	99	30.00%	317
Remote	0		0
Total	108	30.00%	347
0451201			
Vote Center	41	18.89%	214
Vote by Mail	493	35.62%	1,348
Remote	0		0
Total	534	33.35%	1,562
0451205			
Vote Center	35	16.67%	207
Vote by Mail	369	35.08%	1,018
Remote	0		0
Total	404	32.01%	1,225

Precinct	Times Cast	Registered Voters
0451207		
Vote Center	222	2,676
Vote by Mail	1,167	2,676
Remote	0	2,676
Total	1,389	2,676
0451209		
Vote Center	225	2,563
Vote by Mail	1,155	2,563
Remote	0	2,563
Total	1,380	2,563
0451301		
Vote Center		8
Vote by Mail		8
Remote		8
Total		8
0451302		
Vote Center	208	2,502
Vote by Mail	1,212	2,502
Remote	0	2,502
Total	1,420	2,502
0451310		
Vote Center	213	2,976
Vote by Mail	1,335	2,976
Remote	0	2,976
Total	1,548	2,976
0451317		
Vote Center	104	1,938
Vote by Mail	983	1,938
Remote	0	1,938
Total	1,087	1,938

Precinct	ROBERT SMITH (NPP)		KEVIN KILEY (REP)	
0451207				
Vote Center	2	0.90%	170	76.58%
Vote by Mail	18	1.54%	661	56.64%
Remote	0		0	
Total	20	1.44%	831	59.83%
0451209				
Vote Center	4	1.78%	175	77.78%
Vote by Mail	20	1.73%	706	61.13%
Remote	0		0	
Total	24	1.74%	881	63.84%
0451301				
Vote Center	****	****	****	****
Vote by Mail	****	****	****	****
Remote	0		0	
Total	****	****	****	****
0451302				
Vote Center	2	0.96%	166	79.81%
Vote by Mail	21	1.73%	688	56.77%
Remote	0		0	
Total	23	1.62%	854	60.14%
0451310				
Vote Center	1	0.47%	184	86.38%
Vote by Mail	28	2.10%	807	60.45%
Remote	0		0	
Total	29	1.87%	991	64.02%
0451317				
Vote Center	1	0.96%	87	83.65%
Vote by Mail	10	1.02%	665	67.65%
Remote	0		0	
Total	11	1.01%	752	69.18%

Precinct	JESSICA MORSE (DEM)		Total Votes
0451207			
Vote Center	41	18.47%	213
Vote by Mail	448	38.39%	1,127
Remote	0		0
Total	489	35.21%	1,340
0451209			
Vote Center	42	18.67%	221
Vote by Mail	391	33.85%	1,117
Remote	0		0
Total	433	31.38%	1,338
0451301			
Vote Center	****	****	****
Vote by Mail	****	****	****
Remote	0		0
Total	****	****	****
0451302			
Vote Center	38	18.27%	206
Vote by Mail	477	39.36%	1,186
Remote	0		0
Total	515	36.27%	1,392
0451310			
Vote Center	25	11.74%	210
Vote by Mail	473	35.43%	1,308
Remote	0		0
Total	498	32.17%	1,518
0451317			
Vote Center	10	9.62%	98
Vote by Mail	277	28.18%	952
Remote	0		0
Total	287	26.40%	1,050

Precinct	Times Cast	Registered Voters
0451401		
Vote Center	196	3,400
Vote by Mail	1,755	3,400
Remote	0	3,400
Total	1,951	3,400
0457000		
Vote Center	0	0
Vote by Mail	0	0
Remote	0	0
Total	0	0
0457102		
Vote Center	102	1,582
Vote by Mail	777	1,582
Remote	0	1,582
Total	879	1,582
0457109		
Vote Center	200	2,728
Vote by Mail	1,158	2,728
Remote	0	2,728
Total	1,358	2,728
0457113		
Vote Center	112	1,410
Vote by Mail	649	1,410
Remote	0	1,410
Total	761	1,410
0457114		
Vote Center	139	2,542
Vote by Mail	1,187	2,542
Remote	0	2,542
Total	1,326	2,542

Precinct	ROBERT SMITH (NPP)		KEVIN KILEY (REP)	
0451401				
Vote Center	2	1.02%	173	88.27%
Vote by Mail	17	0.97%	1,096	62.45%
Remote	0		0	
Total	19	0.97%	1,269	65.04%
0457000				
Vote Center	0		0	
Vote by Mail	0		0	
Remote	0		0	
Total	0		0	
0457102				
Vote Center	1	0.98%	76	74.51%
Vote by Mail	15	1.93%	412	53.02%
Remote	0		0	
Total	16	1.82%	488	55.52%
0457109				
Vote Center	3	1.50%	163	81.50%
Vote by Mail	25	2.16%	690	59.59%
Remote	0		0	
Total	28	2.06%	853	62.81%
0457113				
Vote Center	0	0.00%	93	83.04%
Vote by Mail	13	2.00%	356	54.85%
Remote	0		0	
Total	13	1.71%	449	59.00%
0457114				
Vote Center	2	1.44%	108	77.70%
Vote by Mail	21	1.77%	674	56.78%
Remote	0		0	
Total	23	1.73%	782	58.97%

Precinct	JESSICA MORSE (DEM)		Total Votes
0451401			
Vote Center	18	9.18%	193
Vote by Mail	591	33.68%	1,704
Remote	0		0
Total	609	31.21%	1,897
0457000			
Vote Center	0		0
Vote by Mail	0		0
Remote	0		0
Total	0		0
0457102			
Vote Center	25	24.51%	102
Vote by Mail	326	41.96%	753
Remote	0		0
Total	351	39.93%	855
0457109			
Vote Center	28	14.00%	194
Vote by Mail	409	35.32%	1,124
Remote	0		0
Total	437	32.18%	1,318
0457113			
Vote Center	18	16.07%	111
Vote by Mail	265	40.83%	634
Remote	0		0
Total	283	37.19%	745
0457114			
Vote Center	27	19.42%	137
Vote by Mail	450	37.91%	1,145
Remote	0		0
Total	477	35.97%	1,282

Precinct	Times Cast	Registered Voters
0457117		
Vote Center	100	1,850
Vote by Mail	957	1,850
Remote	0	1,850
Total	1,057	1,850
0457119		
Vote Center	57	1,121
Vote by Mail	291	1,121
Remote	0	1,121
Total	348	1,121
0457122		
Vote Center	122	2,846
Vote by Mail	1,074	2,846
Remote	0	2,846
Total	1,196	2,846
0457187		
Vote Center	126	2,922
Vote by Mail	1,065	2,922
Remote	0	2,922
Total	1,191	2,922
0457189		
Vote Center	104	2,336
Vote by Mail	887	2,336
Remote	0	2,336
Total	991	2,336
0457192		
Vote Center	132	1,815
Vote by Mail	825	1,815
Remote	0	1,815
Total	957	1,815

Precinct	ROBERT SMITH (NPP)		KEVIN KILEY (REP)	
0457117				
Vote Center	0	0.00%	82	82.00%
Vote by Mail	20	2.09%	483	50.47%
Remote	0		0	
Total	20	1.89%	565	53.45%
0457119				
Vote Center	1	1.75%	39	68.42%
Vote by Mail	4	1.37%	130	44.67%
Remote	0		0	
Total	5	1.44%	169	48.56%
0457122				
Vote Center	2	1.64%	87	71.31%
Vote by Mail	33	3.07%	576	53.63%
Remote	0		0	
Total	35	2.93%	663	55.43%
0457187				
Vote Center	3	2.38%	92	73.02%
Vote by Mail	23	2.16%	578	54.27%
Remote	0		0	
Total	26	2.18%	670	56.26%
0457189				
Vote Center	1	0.96%	75	72.12%
Vote by Mail	26	2.93%	435	49.04%
Remote	0		0	
Total	27	2.72%	510	51.46%
0457192				
Vote Center	0	0.00%	92	69.70%
Vote by Mail	22	2.67%	415	50.30%
Remote	0		0	
Total	22	2.30%	507	52.98%

Precinct	JESSICA MORSE (DEM)		Total Votes
0457117			
Vote Center	16	16.00%	98
Vote by Mail	422	44.10%	925
Remote	0		0
Total	438	41.44%	1,023
0457119			
Vote Center	17	29.82%	57
Vote by Mail	143	49.14%	277
Remote	0		0
Total	160	45.98%	334
0457122			
Vote Center	28	22.95%	117
Vote by Mail	423	39.39%	1,032
Remote	0		0
Total	451	37.71%	1,149
0457187			
Vote Center	23	18.25%	118
Vote by Mail	442	41.50%	1,043
Remote	0		0
Total	465	39.04%	1,161
0457189			
Vote Center	27	25.96%	103
Vote by Mail	399	44.98%	860
Remote	0		0
Total	426	42.99%	963
0457192			
Vote Center	38	28.79%	130
Vote by Mail	355	43.03%	792
Remote	0		0
Total	393	41.07%	922

Precinct	Times Cast	Registered Voters
0457195		
Vote Center	32	550
Vote by Mail	244	550
Remote	0	550
Total	276	550
0457197		
Vote Center	7	59
Vote by Mail	26	59
Remote	0	59
Total	33	59
0457203		
Vote Center	141	2,355
Vote by Mail	857	2,355
Remote	0	2,355
Total	998	2,355
0457211		
Vote Center	72	1,350
Vote by Mail	519	1,350
Remote	0	1,350
Total	591	1,350
0457313		
Vote Center	79	2,235
Vote by Mail	736	2,235
Remote	0	2,235
Total	815	2,235
0457315		
Vote Center	149	2,637
Vote by Mail	925	2,637
Remote	0	2,637
Total	1,074	2,637

Precinct	ROBERT SMITH (NPP)		KEVIN KILEY (REP)	
0457195				
Vote Center	0	0.00%	26	81.25%
Vote by Mail	5	2.05%	137	56.15%
Remote	0		0	
Total	5	1.81%	163	59.06%
0457197				
Vote Center	****	****	****	****
Vote by Mail	0	0.00%	14	53.85%
Remote	0		0	
Total	0	0.00%	20	60.61%
0457203				
Vote Center	1	0.71%	105	74.47%
Vote by Mail	20	2.33%	457	53.33%
Remote	0		0	
Total	21	2.10%	562	56.31%
0457211				
Vote Center	0	0.00%	49	68.06%
Vote by Mail	11	2.12%	283	54.53%
Remote	0		0	
Total	11	1.86%	332	56.18%
0457313				
Vote Center	5	6.33%	41	51.90%
Vote by Mail	13	1.77%	375	50.95%
Remote	0		0	
Total	18	2.21%	416	51.04%
0457315				
Vote Center	0	0.00%	105	70.47%
Vote by Mail	25	2.70%	464	50.16%
Remote	0		0	
Total	25	2.33%	569	52.98%

Precinct	JESSICA MORSE (DEM)		Total Votes
0457195			
Vote Center	4	12.50%	30
Vote by Mail	91	37.30%	233
Remote	0		0
Total	95	34.42%	263
0457197			
Vote Center	****	****	****
Vote by Mail	11	42.31%	25
Remote	0		0
Total	12	36.36%	32
0457203			
Vote Center	32	22.70%	138
Vote by Mail	360	42.01%	837
Remote	0		0
Total	392	39.28%	975
0457211			
Vote Center	21	29.17%	70
Vote by Mail	203	39.11%	497
Remote	0		0
Total	224	37.90%	567
0457313			
Vote Center	30	37.97%	76
Vote by Mail	318	43.21%	706
Remote	0		0
Total	348	42.70%	782
0457315			
Vote Center	39	26.17%	144
Vote by Mail	407	44.00%	896
Remote	0		0
Total	446	41.53%	1,040

Precinct	Times Cast	Registered Voters
0457399		
Vote Center	18	557
Vote by Mail	283	557
Remote	0	557
Total	301	557
0511258		
Vote Center	165	2,900
Vote by Mail	1,401	2,900
Remote	0	2,900
Total	1,566	2,900
0511579		
Vote Center	101	1,905
Vote by Mail	890	1,905
Remote	0	1,905
Total	991	1,905
0511601		
Vote Center	187	2,153
Vote by Mail	936	2,153
Remote	0	2,153
Total	1,123	2,153
0511605		
Vote Center	251	2,404
Vote by Mail	1,013	2,404
Remote	0	2,404
Total	1,264	2,404
0511611		
Vote Center	111	2,518
Vote by Mail	1,047	2,518
Remote	0	2,518
Total	1,158	2,518

Precinct	ROBERT SMITH (NPP)		KEVIN KILEY (REP)	
0457399				
Vote Center	2	11.11%	12	66.67%
Vote by Mail	5	1.77%	169	59.72%
Remote	0		0	
Total	7	2.33%	181	60.13%
0511258				
Vote Center	5	3.03%	131	79.39%
Vote by Mail	28	2.00%	869	62.03%
Remote	0		0	
Total	33	2.11%	1,000	63.86%
0511579				
Vote Center	4	3.96%	74	73.27%
Vote by Mail	17	1.91%	519	58.31%
Remote	0		0	
Total	21	2.12%	593	59.84%
0511601				
Vote Center	4	2.14%	161	86.10%
Vote by Mail	20	2.14%	592	63.25%
Remote	0		0	
Total	24	2.14%	753	67.05%
0511605				
Vote Center	5	1.99%	207	82.47%
Vote by Mail	23	2.27%	638	62.98%
Remote	0		0	
Total	28	2.22%	845	66.85%
0511611				
Vote Center	5	4.50%	43	38.74%
Vote by Mail	16	1.53%	322	30.75%
Remote	0		0	
Total	21	1.81%	365	31.52%

Precinct	JESSICA MORSE (DEM)		Total Votes
0457399			
Vote Center	3	16.67%	17
Vote by Mail	105	37.10%	279
Remote	0		0
Total	108	35.88%	296
0511258			
Vote Center	26	15.76%	162
Vote by Mail	464	33.12%	1,361
Remote	0		0
Total	490	31.29%	1,523
0511579			
Vote Center	19	18.81%	97
Vote by Mail	317	35.62%	853
Remote	0		0
Total	336	33.91%	950
0511601			
Vote Center	17	9.09%	182
Vote by Mail	288	30.77%	900
Remote	0		0
Total	305	27.16%	1,082
0511605			
Vote Center	32	12.75%	244
Vote by Mail	307	30.31%	968
Remote	0		0
Total	339	26.82%	1,212
0511611			
Vote Center	62	55.86%	110
Vote by Mail	662	63.23%	1,000
Remote	0		0
Total	724	62.52%	1,110


Precinct	Times Cast	Registered Voters
0511618		
Vote Center	224	2,723
Vote by Mail	1,128	2,723
Remote	0	2,723
Total	1,352	2,723
0511702		
Vote Center	5	91
Vote by Mail	35	91
Remote	0	91
Total	40	91
0511926		
Vote Center	182	2,687
Vote by Mail	1,054	2,687
Remote	0	2,687
Total	1,236	2,687
0511951		
Vote Center	143	2,028
Vote by Mail	629	2,028
Remote	0	2,028
Total	772	2,028
0511956		
Vote Center	6	625
Vote by Mail	246	625
Remote	0	625
Total	252	625
0511965		
Vote Center	13	671
Vote by Mail	319	671
Remote	0	671
Total	332	671

Precinct	ROBERT SMITH (NPP)		KEVIN KILEY (REP)	
0511618				
Vote Center	1	0.45%	185	82.59%
Vote by Mail	32	2.84%	658	58.33%
Remote	0		0	
Total	33	2.44%	843	62.35%
0511702				
Vote Center	****	****	****	****
Vote by Mail	2	5.71%	18	51.43%
Remote	0		0	
Total	3	7.50%	21	52.50%
0511926				
Vote Center	5	2.75%	64	35.16%
Vote by Mail	23	2.18%	255	24.19%
Remote	0		0	
Total	28	2.27%	319	25.81%
0511951				
Vote Center	6	4.20%	46	32.17%
Vote by Mail	22	3.50%	139	22.10%
Remote	0		0	
Total	28	3.63%	185	23.96%
0511956				
Vote Center	****	****	****	****
Vote by Mail	8	3.25%	104	42.28%
Remote	0		0	
Total	8	3.17%	105	41.67%
0511965				
Vote Center	0	0.00%	9	69.23%
Vote by Mail	3	0.94%	68	21.32%
Remote	0		0	
Total	3	0.90%	77	23.19%

Precinct	JESSICA MORSE (DEM)		Total Votes
0511618			
Vote Center	33	14.73%	219
Vote by Mail	394	34.93%	1,084
Remote	0		0
Total	427	31.58%	1,303
0511702			
Vote Center	****	****	****
Vote by Mail	15	42.86%	35
Remote	0		0
Total	16	40.00%	40
0511926			
Vote Center	102	56.04%	171
Vote by Mail	709	67.27%	987
Remote	0		0
Total	811	65.61%	1,158
0511951			
Vote Center	86	60.14%	138
Vote by Mail	444	70.59%	605
Remote	0		0
Total	530	68.65%	743
0511956			
Vote Center	****	****	****
Vote by Mail	124	50.41%	236
Remote	0		0
Total	129	51.19%	242
0511965			
Vote Center	4	30.77%	13
Vote by Mail	231	72.41%	302
Remote	0		0
Total	235	70.78%	315

Precinct	Times Cast	Registered Voters
0513001		
Vote Center	76	1,161
Vote by Mail	438	1,161
Remote	0	1,161
Total	514	1,161
0513002		
Vote Center	0	0
Vote by Mail	0	0
Remote	0	0
Total	0	0
0513003		
Vote Center	0	0
Vote by Mail	0	0
Remote	0	0
Total	0	0
0551241		
Vote Center		17
Vote by Mail		17
Remote		17
Total		17
0551251		
Vote Center	5	154
Vote by Mail	81	154
Remote	0	154
Total	86	154
0551267		
Vote Center		3
Vote by Mail		3
Remote		3
Total		3

Precinct	ROBERT SMITH (NPP)		KEVIN KILEY (REP)	
0513001				
Vote Center	2	2.63%	60	78.95%
Vote by Mail	10	2.28%	216	49.32%
Remote	0		0	
Total	12	2.33%	276	53.70%
0513002				
Vote Center	0		0	
Vote by Mail	0		0	
Remote	0		0	
Total	0		0	
0513003				
Vote Center	0		0	
Vote by Mail	0		0	
Remote	0		0	
Total	0		0	
0551241				
Vote Center	****	****	****	****
Vote by Mail	****	****	****	****
Remote	0		0	
Total	****	****	****	****
0551251				
Vote Center	****	****	****	****
Vote by Mail	0	0.00%	46	56.79%
Remote	0		0	
Total	0	0.00%	51	59.30%
0551267				
Vote Center				
Vote by Mail				
Remote				
Total				

Precinct	JESSICA MORSE (DEM)		Total Votes
0513001			
Vote Center	10	13.16%	72
Vote by Mail	186	42.47%	412
Remote	0		0
Total	196	38.13%	484
0513002			
Vote Center	0		0
Vote by Mail	0		0
Remote	0		0
Total	0		0
0513003			
Vote Center	0		0
Vote by Mail	0		0
Remote	0		0
Total	0		0
0551241			
Vote Center	****	****	****
Vote by Mail	****	****	****
Remote	0		0
Total	****	****	****
0551251			
Vote Center	****	****	****
Vote by Mail	29	35.80%	75
Remote	0		0
Total	29	33.72%	80
0551267			
Vote Center			
Vote by Mail			
Remote			
Total			

Precinct	Times Cast	Registered Voters
0551301		
Vote Center	121	2,483
Vote by Mail	1,377	2,483
Remote	0	2,483
Total	1,498	2,483
0551341		
Vote Center	135	2,865
Vote by Mail	1,459	2,865
Remote	0	2,865
Total	1,594	2,865
0551347		
Vote Center		2
Vote by Mail		2
Remote		2
Total		2
0551375		
Vote Center	7	124
Vote by Mail	68	124
Remote	0	124
Total	75	124
0551382		
Vote Center	129	2,924
Vote by Mail	1,292	2,924
Remote	0	2,924
Total	1,421	2,924
0551418		
Vote Center	10	129
Vote by Mail	63	129
Remote	0	129
Total	73	129

Precinct	ROBERT SMITH (NPP)		KEVIN KILEY (REP)	
0551301				
Vote Center	1	0.83%	102	84.30%
Vote by Mail	20	1.45%	871	63.25%
Remote	0		0	
Total	21	1.40%	973	64.95%
0551341				
Vote Center	2	1.48%	104	77.04%
Vote by Mail	28	1.92%	892	61.14%
Remote	0		0	
Total	30	1.88%	996	62.48%
0551347				
Vote Center	0		0	
Vote by Mail	****	****	****	****
Remote	0		0	
Total	****	****	****	****
0551375				
Vote Center	****	****	****	****
Vote by Mail	0	0.00%	50	73.53%
Remote	0		0	
Total	0	0.00%	56	74.67%
0551382				
Vote Center	2	1.55%	98	75.97%
Vote by Mail	20	1.55%	735	56.89%
Remote	0		0	
Total	22	1.55%	833	58.62%
0551418				
Vote Center	****	****	****	****
Vote by Mail	2	3.17%	41	65.08%
Remote	0		0	
Total	3	4.11%	49	67.12%

Precinct	JESSICA MORSE (DEM)		Total Votes
0551301			
Vote Center	15	12.40%	118
Vote by Mail	453	32.90%	1,344
Remote	0		0
Total	468	31.24%	1,462
0551341			
Vote Center	26	19.26%	132
Vote by Mail	486	33.31%	1,406
Remote	0		0
Total	512	32.12%	1,538
0551347			
Vote Center	0		0
Vote by Mail	****	****	****
Remote	0		0
Total	****	****	****
0551375			
Vote Center	****	****	****
Vote by Mail	18	26.47%	68
Remote	0		0
Total	19	25.33%	75
0551382			
Vote Center	24	18.60%	124
Vote by Mail	494	38.24%	1,249
Remote	0		0
Total	518	36.45%	1,373
0551418			
Vote Center	****	****	****
Vote by Mail	17	26.98%	60
Remote	0		0
Total	17	23.29%	69

Precinct	Times Cast	Registered Voters
0551429		
Vote Center	6	244
Vote by Mail	119	244
Remote	0	244
Total	125	244
0551473		
Vote Center	19	408
Vote by Mail	202	408
Remote	0	408
Total	221	408
0551476		
Vote Center	57	1,303
Vote by Mail	704	1,303
Remote	0	1,303
Total	761	1,303
0551501		
Vote Center	10	356
Vote by Mail	195	356
Remote	0	356
Total	205	356
0551503		
Vote Center		6
Vote by Mail		6
Remote		6
Total		6
0551504		
Vote Center	91	1,887
Vote by Mail	882	1,887
Remote	0	1,887
Total	973	1,887

Precinct	ROBERT SMITH (NPP)		KEVIN KILEY (REP)	
0551429				
Vote Center	****	****	****	****
Vote by Mail	3	2.52%	73	61.34%
Remote	0		0	
Total	3	2.40%	76	60.80%
0551473				
Vote Center	1	5.26%	14	73.68%
Vote by Mail	10	4.95%	117	57.92%
Remote	0		0	
Total	11	4.98%	131	59.28%
0551476				
Vote Center	0	0.00%	45	78.95%
Vote by Mail	11	1.56%	446	63.35%
Remote	0		0	
Total	11	1.45%	491	64.52%
0551501				
Vote Center	****	****	****	****
Vote by Mail	1	0.51%	129	66.15%
Remote	0		0	
Total	4	1.95%	133	64.88%
0551503				
Vote Center	0		0	
Vote by Mail	****	****	****	****
Remote	0		0	
Total	****	****	****	****
0551504				
Vote Center	2	2.20%	65	71.43%
Vote by Mail	22	2.49%	451	51.13%
Remote	0		0	
Total	24	2.47%	516	53.03%

Precinct	JESSICA MORSE (DEM)		Total Votes
0551429			
Vote Center	****	****	****
Vote by Mail	36	30.25%	112
Remote	0		0
Total	39	31.20%	118
0551473			
Vote Center	4	21.05%	19
Vote by Mail	68	33.66%	195
Remote	0		0
Total	72	32.58%	214
0551476			
Vote Center	11	19.30%	56
Vote by Mail	214	30.40%	671
Remote	0		0
Total	225	29.57%	727
0551501			
Vote Center	****	****	****
Vote by Mail	58	29.74%	188
Remote	0		0
Total	61	29.76%	198
0551503			
Vote Center	0		0
Vote by Mail	****	****	****
Remote	0		0
Total	****	****	****
0551504			
Vote Center	23	25.27%	90
Vote by Mail	386	43.76%	859
Remote	0		0
Total	409	42.03%	949

Precinct	Times Cast	Registered Voters
0551507		
Vote Center	173	3,735
Vote by Mail	1,896	3,735
Remote	0	3,735
Total	2,069	3,735
0551537		
Vote Center	135	2,885
Vote by Mail	1,616	2,885
Remote	0	2,885
Total	1,751	2,885
0551553		
Vote Center	249	2,863
Vote by Mail	1,396	2,863
Remote	0	2,863
Total	1,645	2,863
0551564		
Vote Center	14	276
Vote by Mail	138	276
Remote	0	276
Total	152	276
0551574		
Vote Center	49	582
Vote by Mail	280	582
Remote	0	582
Total	329	582
0551585		
Vote Center	20	247
Vote by Mail	131	247
Remote	0	247
Total	151	247

Precinct	ROBERT SMITH (NPP)		KEVIN KILEY (REP)	
0551507				
Vote Center	0	0.00%	130	75.14%
Vote by Mail	37	1.95%	1,080	56.96%
Remote	0		0	
Total	37	1.79%	1,210	58.48%
0551537				
Vote Center	4	2.96%	94	69.63%
Vote by Mail	15	0.93%	943	58.35%
Remote	0		0	
Total	19	1.09%	1,037	59.22%
0551553				
Vote Center	3	1.20%	199	79.92%
Vote by Mail	18	1.29%	793	56.81%
Remote	0		0	
Total	21	1.28%	992	60.30%
0551564				
Vote Center	0	0.00%	9	64.29%
Vote by Mail	2	1.45%	88	63.77%
Remote	0		0	
Total	2	1.32%	97	63.82%
0551574				
Vote Center	0	0.00%	37	75.51%
Vote by Mail	8	2.86%	150	53.57%
Remote	0		0	
Total	8	2.43%	187	56.84%
0551585				
Vote Center	0	0.00%	16	80.00%
Vote by Mail	3	2.29%	57	43.51%
Remote	0		0	
Total	3	1.99%	73	48.34%

Precinct	JESSICA MORSE (DEM)		Total Votes
0551507			
Vote Center	42	24.28%	172
Vote by Mail	702	37.03%	1,819
Remote	0		0
Total	744	35.96%	1,991
0551537			
Vote Center	33	24.44%	131
Vote by Mail	607	37.56%	1,565
Remote	0		0
Total	640	36.55%	1,696
0551553			
Vote Center	43	17.27%	245
Vote by Mail	552	39.54%	1,363
Remote	0		0
Total	595	36.17%	1,608
0551564			
Vote Center	4	28.57%	13
Vote by Mail	45	32.61%	135
Remote	0		0
Total	49	32.24%	148
0551574			
Vote Center	10	20.41%	47
Vote by Mail	117	41.79%	275
Remote	0		0
Total	127	38.60%	322
0551585			
Vote Center	3	15.00%	19
Vote by Mail	64	48.85%	124
Remote	0		0
Total	67	44.37%	143

Precinct	Times Cast	Registered Voters
0551591		
Vote Center	3	24
Vote by Mail	12	24
Remote	0	24
Total	15	24
0552001		
Vote Center	75	1,647
Vote by Mail	1,004	1,647
Remote	0	1,647
Total	1,079	1,647
0552003		
Vote Center	104	1,707
Vote by Mail	908	1,707
Remote	0	1,707
Total	1,012	1,707
0552005		
Vote Center	142	2,787
Vote by Mail	1,262	2,787
Remote	0	2,787
Total	1,404	2,787
0552012		
Vote Center	132	2,697
Vote by Mail	1,173	2,697
Remote	0	2,697
Total	1,305	2,697
0552019		
Vote Center	21	567
Vote by Mail	296	567
Remote	0	567
Total	317	567

Precinct	ROBERT SMITH (NPP)		KEVIN KILEY (REP)	
0551591				
Vote Center	****	****	****	****
Vote by Mail	0	0.00%	8	66.67%
Remote	0		0	
Total	0	0.00%	11	73.33%
0552001				
Vote Center	1	1.33%	45	60.00%
Vote by Mail	11	1.10%	531	52.89%
Remote	0		0	
Total	12	1.11%	576	53.38%
0552003				
Vote Center	2	1.92%	77	74.04%
Vote by Mail	12	1.32%	419	46.15%
Remote	0		0	
Total	14	1.38%	496	49.01%
0552005				
Vote Center	2	1.41%	93	65.49%
Vote by Mail	19	1.51%	564	44.69%
Remote	0		0	
Total	21	1.50%	657	46.79%
0552012				
Vote Center	3	2.27%	89	67.42%
Vote by Mail	25	2.13%	495	42.20%
Remote	0		0	
Total	28	2.15%	584	44.75%
0552019				
Vote Center	0	0.00%	15	71.43%
Vote by Mail	4	1.35%	140	47.30%
Remote	0		0	
Total	4	1.26%	155	48.90%

Precinct	JESSICA MORSE (DEM)		Total Votes
0551591			
Vote Center	****	****	****
Vote by Mail	4	33.33%	12
Remote	0		0
Total	4	26.67%	15
0552001			
Vote Center	26	34.67%	72
Vote by Mail	429	42.73%	971
Remote	0		0
Total	455	42.17%	1,043
0552003			
Vote Center	22	21.15%	101
Vote by Mail	446	49.12%	877
Remote	0		0
Total	468	46.25%	978
0552005			
Vote Center	43	30.28%	138
Vote by Mail	642	50.87%	1,225
Remote	0		0
Total	685	48.79%	1,363
0552012			
Vote Center	31	23.48%	123
Vote by Mail	598	50.98%	1,118
Remote	0		0
Total	629	48.20%	1,241
0552019			
Vote Center	6	28.57%	21
Vote by Mail	148	50.00%	292
Remote	0		0
Total	154	48.58%	313

Precinct	Times Cast	Registered Voters
0552020		
Vote Center	17	352
Vote by Mail	194	352
Remote	0	352
Total	211	352
0552023		
Vote Center		4
Vote by Mail		4
Remote		4
Total		4
0552028		
Vote Center		24
Vote by Mail		24
Remote		24
Total		24
Placer County - Total	135,869	281,148
Cumulative		
Cumulative		
Vote Center	0	0
Vote by Mail	0	0
Remote	0	0
Total	0	0
Cumulative - Total	0	0
County - Total	135,869	281,148

Precinct	ROBERT SMITH (NPP)		KEVIN KILEY (REP)	
0552020				
Vote Center	0	0.00%	14	82.35%
Vote by Mail	3	1.55%	98	50.52%
Remote	0		0	
Total	3	1.42%	112	53.08%
0552023				
Vote Center				
Vote by Mail				
Remote				
Total				
0552028				
Vote Center	****	****	****	****
Vote by Mail	****	****	****	****
Remote	0		0	
Total	****	****	****	****
Placer County - Total	2,558	1.88%	76,556	56.35%
Cumulative				
Cumulative				
Vote Center	0		0	
Vote by Mail	0		0	
Remote	0		0	
Total	0		0	
Cumulative - Total	0		0	
County - Total	2,558	1.88%	76,556	56.35%

Precinct	JESSICA MORSE (DEM)		Total Votes
0552020			
Vote Center	3	17.65%	17
Vote by Mail	84	43.30%	185
Remote	0		0
Total	87	41.23%	202
0552023			
Vote Center			
Vote by Mail			
Remote			
Total			
0552028			
Vote Center	****	****	****
Vote by Mail	****	****	****
Remote	0		0
Total	****	****	****
Placer County - Total	52,005	38.28%	131,119
Cumulative			
Cumulative			
Vote Center	0		0
Vote by Mail	0		0
Remote	0		0
Total	0		0
Cumulative - Total	0		0
County - Total	52,005	38.28%	131,119

STATE SENATOR 1ST SENATE DISTRICT (Vote for 1) **** - Insufficient Turnout to Protect Voter Privacy

Precinct		Times Cast	Registered Voters
County			
Placer County			
0511258			
Vote Center		165	2,900
Vote by Mail		1,401	2,900
Remote		0	2,900
Total		1,566	2,900
0511579			
Vote Center		101	1,905
Vote by Mail		890	1,905
Remote		0	1,905
Total		991	1,905
0511601			
Vote Center		187	2,153
Vote by Mail		936	2,153
Remote		0	2,153
Total		1,123	2,153
0511605			
Vote Center		251	2,404
Vote by Mail		1,013	2,404
Remote		0	2,404
Total		1,264	2,404
0511618			
Vote Center		224	2,723
Vote by Mail		1,128	2,723
Remote		0	2,723
Total		1,352	2,723

Precinct		MEGAN DAHLE (REP)		DAVID FENNELL (REP)		Total Votes
County						
Placer County						
0511258						
Vote Center		98	59.39%	48	29.09%	146
Vote by Mail		833	59.46%	229	16.35%	1,062
Remote		0		0		0
Total		931	59.45%	277	17.69%	1,208
0511579						
Vote Center		61	60.40%	22	21.78%	83
Vote by Mail		530	59.55%	112	12.58%	642
Remote		0		0		0
Total		591	59.64%	134	13.52%	725
0511601						
Vote Center		134	71.66%	37	19.79%	171
Vote by Mail		517	55.24%	198	21.15%	715
Remote		0		0		0
Total		651	57.97%	235	20.93%	886
0511605						
Vote Center		163	64.94%	64	25.50%	227
Vote by Mail		620	61.20%	158	15.60%	778
Remote		0		0		0
Total		783	61.95%	222	17.56%	1,005
0511618						
Vote Center		160	71.43%	38	16.96%	198
Vote by Mail		640	56.74%	186	16.49%	826
Remote		0		0		0
Total		800	59.17%	224	16.57%	1,024

Precinct	Times Cast	Registered Voters
0511702		
Vote Center	5	91
Vote by Mail	35	91
Remote	0	91
Total	40	91
0513001		
Vote Center	76	1,161
Vote by Mail	438	1,161
Remote	0	1,161
Total	514	1,161
0513002		
Vote Center	0	0
Vote by Mail	0	0
Remote	0	0
Total	0	0
0513003		
Vote Center	0	0
Vote by Mail	0	0
Remote	0	0
Total	0	0
0551341		
Vote Center	135	2,865
Vote by Mail	1,459	2,865
Remote	0	2,865
Total	1,594	2,865
0551347		
Vote Center		2
Vote by Mail		2
Remote		2
Total		2

Precinct	MEGAN DAHLE (REP)		DAVID FENNELL (REP)		Total Votes
0511702					
Vote Center	****	****	****	****	****
Vote by Mail	20	57.14%	6	17.14%	26
Remote	0		0		0
Total	23	57.50%	7	17.50%	30
0513001					
Vote Center	47	61.84%	16	21.05%	63
Vote by Mail	243	55.48%	69	15.75%	312
Remote	0		0		0
Total	290	56.42%	85	16.54%	375
0513002					
Vote Center	0		0		0
Vote by Mail	0		0		0
Remote	0		0		0
Total	0		0		0
0513003					
Vote Center	0		0		0
Vote by Mail	0		0		0
Remote	0		0		0
Total	0		0		0
0551341					
Vote Center	76	56.30%	40	29.63%	116
Vote by Mail	769	52.71%	320	21.93%	1,089
Remote	0		0		0
Total	845	53.01%	360	22.58%	1,205
0551347					
Vote Center	0		0		0
Vote by Mail	****	****	****	****	****
Remote	0		0		0
Total	****	****	****	****	****

Precinct	Times Cast	Registered Voters
0551375		
Vote Center	7	124
Vote by Mail	68	124
Remote	0	124
Total	75	124
0551382		
Vote Center	129	2,924
Vote by Mail	1,292	2,924
Remote	0	2,924
Total	1,421	2,924
0551429		
Vote Center	6	244
Vote by Mail	119	244
Remote	0	244
Total	125	244
0551473		
Vote Center	19	408
Vote by Mail	202	408
Remote	0	408
Total	221	408
0551476		
Vote Center	57	1,303
Vote by Mail	704	1,303
Remote	0	1,303
Total	761	1,303
0551504		
Vote Center	91	1,887
Vote by Mail	882	1,887
Remote	0	1,887
Total	973	1,887

Precinct	MEGAN DAHLE (REP)		DAVID FENNELL (REP)		Total Votes
0551375					
Vote Center	****	****	****	****	****
Vote by Mail	38	55.88%	13	19.12%	51
Remote	0		0		0
Total	43	57.33%	13	17.33%	56
0551382					
Vote Center	62	48.06%	48	37.21%	110
Vote by Mail	676	52.32%	257	19.89%	933
Remote	0		0		0
Total	738	51.94%	305	21.46%	1,043
0551429					
Vote Center	****	****	****	****	****
Vote by Mail	57	47.90%	26	21.85%	83
Remote	0		0		0
Total	60	48.00%	29	23.20%	89
0551473					
Vote Center	16	84.21%	1	5.26%	17
Vote by Mail	103	50.99%	40	19.80%	143
Remote	0		0		0
Total	119	53.85%	41	18.55%	160
0551476					
Vote Center	31	54.39%	13	22.81%	44
Vote by Mail	364	51.70%	153	21.73%	517
Remote	0		0		0
Total	395	51.91%	166	21.81%	561
0551504					
Vote Center	51	56.04%	20	21.98%	71
Vote by Mail	470	53.29%	141	15.99%	611
Remote	0		0		0
Total	521	53.55%	161	16.55%	682


Precinct	Times Cast	Registered Voters
0551507		
Vote Center	173	3,735
Vote by Mail	1,896	3,735
Remote	0	3,735
Total	2,069	3,735
0551537		
Vote Center	135	2,885
Vote by Mail	1,616	2,885
Remote	0	2,885
Total	1,751	2,885
0551553		
Vote Center	249	2,863
Vote by Mail	1,396	2,863
Remote	0	2,863
Total	1,645	2,863
0551564		
Vote Center	14	276
Vote by Mail	138	276
Remote	0	276
Total	152	276
0551574		
Vote Center	49	582
Vote by Mail	280	582
Remote	0	582
Total	329	582
0551585		
Vote Center	20	247
Vote by Mail	131	247
Remote	0	247
Total	151	247

Precinct	MEGAN DAHLE (REP)		DAVID FENNELL (REP)		Total Votes
0551507					
Vote Center	92	53.18%	41	23.70%	133
Vote by Mail	987	52.06%	378	19.94%	1,365
Remote	0		0		0
Total	1,079	52.15%	419	20.25%	1,498
0551537					
Vote Center	61	45.19%	48	35.56%	109
Vote by Mail	825	51.05%	330	20.42%	1,155
Remote	0		0		0
Total	886	50.60%	378	21.59%	1,264
0551553					
Vote Center	144	57.83%	74	29.72%	218
Vote by Mail	749	53.65%	245	17.55%	994
Remote	0		0		0
Total	893	54.29%	319	19.39%	1,212
0551564					
Vote Center	5	35.71%	4	28.57%	9
Vote by Mail	75	54.35%	33	23.91%	108
Remote	0		0		0
Total	80	52.63%	37	24.34%	117
0551574					
Vote Center	24	48.98%	15	30.61%	39
Vote by Mail	150	53.57%	50	17.86%	200
Remote	0		0		0
Total	174	52.89%	65	19.76%	239
0551585					
Vote Center	10	50.00%	8	40.00%	18
Vote by Mail	63	48.09%	21	16.03%	84
Remote	0		0		0
Total	73	48.34%	29	19.21%	102

Precinct	Times Cast	Registered Voters
0551591		
Vote Center	3	24
Vote by Mail	12	24
Remote	0	24
Total	15	24
0552005		
Vote Center	142	2,787
Vote by Mail	1,262	2,787
Remote	0	2,787
Total	1,404	2,787
0552012		
Vote Center	132	2,697
Vote by Mail	1,173	2,697
Remote	0	2,697
Total	1,305	2,697
0552019		
Vote Center	21	567
Vote by Mail	296	567
Remote	0	567
Total	317	567
0552020		
Vote Center	17	352
Vote by Mail	194	352
Remote	0	352
Total	211	352
0552023		
Vote Center		4
Vote by Mail		4
Remote		4
Total		4



Precinct	MEGAN DAHLE (REP)		DAVID FENNELL (REP)		Total Votes
0551591					
Vote Center	****	****	****	****	****
Vote by Mail	6	50.00%	4	33.33%	10
Remote	0		0		0
Total	6	40.00%	7	46.67%	13
0552005					
Vote Center	78	54.93%	29	20.42%	107
Vote by Mail	586	46.43%	209	16.56%	795
Remote	0		0		0
Total	664	47.29%	238	16.95%	902
0552012					
Vote Center	69	52.27%	34	25.76%	103
Vote by Mail	499	42.54%	207	17.65%	706
Remote	0		0		0
Total	568	43.52%	241	18.47%	809
0552019					
Vote Center	13	61.90%	7	33.33%	20
Vote by Mail	127	42.91%	60	20.27%	187
Remote	0		0		0
Total	140	44.16%	67	21.14%	207
0552020					
Vote Center	12	70.59%	2	11.76%	14
Vote by Mail	102	52.58%	31	15.98%	133
Remote	0		0		0
Total	114	54.03%	33	15.64%	147
0552023					
Vote Center					
Vote by Mail					
Remote					
Total					



Precinct	Times Cast	Registered Voters
0552028		
Vote Center	4	24
Vote by Mail	5	24
Remote	0	24
Total	9	24
Placer County - Total	21,379	40,137
Cumulative		
Cumulative		
Vote Center	0	0
Vote by Mail	0	0
Remote	0	0
Total	0	0
Cumulative - Total	0	0
County - Total	21,379	40,137

Precinct	MEGAN DAHLE (REP)		DAVID FENNELL (REP)		Total Votes
0552028					
Vote Center	****	****	****	****	****
Vote by Mail	****	****	****	****	****
Remote	0		0		0
Total	****	****	****	****	****
Placer County - Total	11,473	53.66%	4,093	19.14%	15,566
Cumulative					
Cumulative					
Vote Center	0		0		0
Vote by Mail	0		0		0
Remote	0		0		0
Total	0		0		0
Cumulative - Total	0		0		0
County - Total	11,473	53.66%	4,093	19.14%	15,566

MEMBER OF STATE ASSEMBLY 1ST DISTRICT (Vote for 1) **** - *Insufficient Turnout to Protect Voter Privacy*

Precinct		Times Cast	Registered Voters
County			
Placer County			
0511258			
Vote Center		165	2,900
Vote by Mail		1,401	2,900
Remote		0	2,900
Total		1,566	2,900
0511579			
Vote Center		101	1,905
Vote by Mail		890	1,905
Remote		0	1,905
Total		991	1,905
0511601			
Vote Center		187	2,153
Vote by Mail		936	2,153
Remote		0	2,153
Total		1,123	2,153
0511605			
Vote Center		251	2,404
Vote by Mail		1,013	2,404
Remote		0	2,404
Total		1,264	2,404
0511611			
Vote Center		111	2,518
Vote by Mail		1,047	2,518
Remote		0	2,518
Total		1,158	2,518

Precinct		TENESSA AUDETTE (REP)		MARK MEZZANO (REP)	
County					
Placer County					
0511258					
Vote Center		44	26.67%	13	7.88%
Vote by Mail		344	24.55%	164	11.71%
Remote		0		0	
Total		388	24.78%	177	11.30%
0511579					
Vote Center		23	22.77%	21	20.79%
Vote by Mail		204	22.92%	95	10.67%
Remote		0		0	
Total		227	22.91%	116	11.71%
0511601					
Vote Center		48	25.67%	33	17.65%
Vote by Mail		292	31.20%	102	10.90%
Remote		0		0	
Total		340	30.28%	135	12.02%
0511605					
Vote Center		74	29.48%	37	14.74%
Vote by Mail		252	24.88%	105	10.37%
Remote		0		0	
Total		326	25.79%	142	11.23%
0511611					
Vote Center		16	14.41%	15	13.51%
Vote by Mail		162	15.47%	113	10.79%
Remote		0		0	
Total		178	15.37%	128	11.05%

Precinct	HEATHER HADWICK (REP)		MELISSA HUNT (REP)		Total Votes
County					
Placer County					
0511258					
Vote Center	64	38.79%	11	6.67%	132
Vote by Mail	386	27.55%	52	3.71%	946
Remote	0		0		0
Total	450	28.74%	63	4.02%	1,078
0511579					
Vote Center	30	29.70%	6	5.94%	80
Vote by Mail	266	29.89%	21	2.36%	586
Remote	0		0		0
Total	296	29.87%	27	2.72%	666
0511601					
Vote Center	73	39.04%	3	1.60%	157
Vote by Mail	232	24.79%	18	1.92%	644
Remote	0		0		0
Total	305	27.16%	21	1.87%	801
0511605					
Vote Center	87	34.66%	15	5.98%	213
Vote by Mail	315	31.10%	37	3.65%	709
Remote	0		0		0
Total	402	31.80%	52	4.11%	922
0511611					
Vote Center	31	27.93%	4	3.60%	66
Vote by Mail	202	19.29%	16	1.53%	493
Remote	0		0		0
Total	233	20.12%	20	1.73%	559

Precinct	Times Cast	Registered Voters
0511618		
Vote Center	224	2,723
Vote by Mail	1,128	2,723
Remote	0	2,723
Total	1,352	2,723
0511702		
Vote Center	5	91
Vote by Mail	35	91
Remote	0	91
Total	40	91
0511926		
Vote Center	182	2,687
Vote by Mail	1,054	2,687
Remote	0	2,687
Total	1,236	2,687
0511951		
Vote Center	143	2,028
Vote by Mail	629	2,028
Remote	0	2,028
Total	772	2,028
0511956		
Vote Center	6	625
Vote by Mail	246	625
Remote	0	625
Total	252	625
0511965		
Vote Center	13	671
Vote by Mail	319	671
Remote	0	671
Total	332	671

Precinct	TENESSA AUDETTE (REP)		MARK MEZZANO (REP)	
0511618				
Vote Center	57	25.45%	26	11.61%
Vote by Mail	270	23.94%	126	11.17%
Remote	0		0	
Total	327	24.19%	152	11.24%
0511702				
Vote Center	****	****	****	****
Vote by Mail	5	14.29%	6	17.14%
Remote	0		0	
Total	7	17.50%	7	17.50%
0511926				
Vote Center	42	23.08%	17	9.34%
Vote by Mail	164	15.56%	86	8.16%
Remote	0		0	
Total	206	16.67%	103	8.33%
0511951				
Vote Center	19	13.29%	11	7.69%
Vote by Mail	66	10.49%	56	8.90%
Remote	0		0	
Total	85	11.01%	67	8.68%
0511956				
Vote Center	****	****	****	****
Vote by Mail	47	19.11%	37	15.04%
Remote	0		0	
Total	47	18.65%	38	15.08%
0511965				
Vote Center	4	30.77%	2	15.38%
Vote by Mail	44	13.79%	38	11.91%
Remote	0		0	
Total	48	14.46%	40	12.05%

Precinct	HEATHER HADWICK (REP)		MELISSA HUNT (REP)		Total Votes
0511618					
Vote Center	93	41.52%	6	2.68%	182
Vote by Mail	319	28.28%	43	3.81%	758
Remote	0		0		0
Total	412	30.47%	49	3.62%	940
0511702					
Vote Center	****	****	****	****	****
Vote by Mail	13	37.14%	0	0.00%	24
Remote	0		0		0
Total	13	32.50%	0	0.00%	27
0511926					
Vote Center	37	20.33%	7	3.85%	103
Vote by Mail	205	19.45%	17	1.61%	472
Remote	0		0		0
Total	242	19.58%	24	1.94%	575
0511951					
Vote Center	29	20.28%	10	6.99%	69
Vote by Mail	162	25.76%	31	4.93%	315
Remote	0		0		0
Total	191	24.74%	41	5.31%	384
0511956					
Vote Center	****	****	****	****	****
Vote by Mail	42	17.07%	4	1.63%	130
Remote	0		0		0
Total	44	17.46%	4	1.59%	133
0511965					
Vote Center	4	30.77%	0	0.00%	10
Vote by Mail	63	19.75%	4	1.25%	149
Remote	0		0		0
Total	67	20.18%	4	1.20%	159

Precinct	Times Cast	Registered Voters
0513001		
Vote Center	76	1,161
Vote by Mail	438	1,161
Remote	0	1,161
Total	514	1,161
0513002		
Vote Center	0	0
Vote by Mail	0	0
Remote	0	0
Total	0	0
0513003		
Vote Center	0	0
Vote by Mail	0	0
Remote	0	0
Total	0	0
Placer County - Total	10,600	21,866
Cumulative		
Cumulative		
Vote Center	0	0
Vote by Mail	0	0
Remote	0	0
Total	0	0
Cumulative - Total	0	0
County - Total	10,600	21,866

Precinct	TENESSA AUDETTE (REP)		MARK MEZZANO (REP)	
0513001				
Vote Center	26	34.21%	10	13.16%
Vote by Mail	92	21.00%	57	13.01%
Remote	0		0	
Total	118	22.96%	67	13.04%
0513002				
Vote Center	0		0	
Vote by Mail	0		0	
Remote	0		0	
Total	0		0	
0513003				
Vote Center	0		0	
Vote by Mail	0		0	
Remote	0		0	
Total	0		0	
Placer County - Total	2,297	21.67%	1,172	11.06%
Cumulative				
Cumulative				
Vote Center	0		0	
Vote by Mail	0		0	
Remote	0		0	
Total	0		0	
Cumulative - Total	0		0	
County - Total	2,297	21.67%	1,172	11.06%

Precinct	HEATHER HADWICK (REP)		MELISSA HUNT (REP)		Total Votes
0513001					
Vote Center	20	26.32%	0	0.00%	56
Vote by Mail	119	27.17%	17	3.88%	285
Remote	0		0		0
Total	139	27.04%	17	3.31%	341
0513002					
Vote Center	0		0		0
Vote by Mail	0		0		0
Remote	0		0		0
Total	0		0		0
0513003					
Vote Center	0		0		0
Vote by Mail	0		0		0
Remote	0		0		0
Total	0		0		0
Placer County - Total	2,794	26.36%	322	3.04%	6,585
Cumulative					
Cumulative					
Vote Center	0		0		0
Vote by Mail	0		0		0
Remote	0		0		0
Total	0		0		0
Cumulative - Total	0		0		0
County - Total	2,794	26.36%	322	3.04%	6,585

MEMBER OF STATE ASSEMBLY 3RD DISTRICT (Vote for 1) **** - Insufficient Turnout to Protect Voter Privacy

Precinct		Times Cast	Registered Voters
County			
Placer County			
0131101			
Vote Center		53	1,640
Vote by Mail		763	1,640
Remote		0	1,640
Total		816	1,640
0231120			
Vote Center		212	2,885
Vote by Mail		1,124	2,885
Remote		0	2,885
Total		1,336	2,885
0231147			
Vote Center		103	1,872
Vote by Mail		835	1,872
Remote		0	1,872
Total		938	1,872
0234104			
Vote Center		1	127
Vote by Mail		19	127
Remote		0	127
Total		20	127
Placer County - Total		3,110	6,524
Cumulative			
Cumulative			
Vote Center		0	0
Vote by Mail		0	0
Remote		0	0
Total		0	0
Cumulative - Total		0	0
County - Total		3,110	6,524

Precinct	JAMIE "JAMES" GALLAGHER (REP)		AARON DRAPER (DEM)		Total Votes
County					
Placer County					
0131101					
Vote Center	34	64.15%	13	24.53%	47
Vote by Mail	389	50.98%	326	42.73%	715
Remote	0		0		0
Total	423	51.84%	339	41.54%	762
0231120					
Vote Center	191	90.09%	9	4.25%	200
Vote by Mail	854	75.98%	204	18.15%	1,058
Remote	0		0		0
Total	1,045	78.22%	213	15.94%	1,258
0231147					
Vote Center	85	82.52%	6	5.83%	91
Vote by Mail	576	68.98%	208	24.91%	784
Remote	0		0		0
Total	661	70.47%	214	22.81%	875
0234104					
Vote Center	****	****	****	****	****
Vote by Mail	15	78.95%	4	21.05%	19
Remote	0		0		0
Total	16	80.00%	4	20.00%	20
Placer County - Total	2,145	68.97%	770	24.76%	2,915
Cumulative					
Cumulative					
Vote Center	0		0		0
Vote by Mail	0		0		0
Remote	0		0		0
Total	0		0		0
Cumulative - Total	0		0		0
County - Total	2,145	68.97%	770	24.76%	2,915

MEMBER OF STATE ASSEMBLY 5TH DISTRICT (Vote for 1) **** - Insufficient Turnout to Protect Voter Privacy

Precinct		Times Cast	Registered Voters
County			
Placer County			
0151105			
Vote Center	62	1,643	
Vote by Mail	639	1,643	
Remote	0	1,643	
Total	701	1,643	
0151107			
Vote Center	101	2,170	
Vote by Mail	947	2,170	
Remote	0	2,170	
Total	1,048	2,170	
0157201			
Vote Center	71	1,812	
Vote by Mail	594	1,812	
Remote	0	1,812	
Total	665	1,812	
0157205			
Vote Center	109	2,171	
Vote by Mail	898	2,171	
Remote	0	2,171	
Total	1,007	2,171	
0157213			
Vote Center	71	1,252	
Vote by Mail	341	1,252	
Remote	0	1,252	
Total	412	1,252	

Precinct	AABHASH "ABG" GAUTAM (REP)		ATHENA SINGH (DEM)	
County				
Placer County				
0151105				
Vote Center	5	8.06%	3	4.84%
Vote by Mail	24	3.76%	38	5.95%
Remote	0		0	
Total	29	4.14%	41	5.85%
0151107				
Vote Center	10	9.90%	5	4.95%
Vote by Mail	51	5.39%	81	8.55%
Remote	0		0	
Total	61	5.82%	86	8.21%
0157201				
Vote Center	9	12.68%	2	2.82%
Vote by Mail	17	2.86%	57	9.60%
Remote	0		0	
Total	26	3.91%	59	8.87%
0157205				
Vote Center	8	7.34%	2	1.83%
Vote by Mail	37	4.12%	45	5.01%
Remote	0		0	
Total	45	4.47%	47	4.67%
0157213				
Vote Center	3	4.23%	7	9.86%
Vote by Mail	15	4.40%	35	10.26%
Remote	0		0	
Total	18	4.37%	42	10.19%

Precinct	NEVA PARKER (DEM)		JOE PATTERSON (REP)		Total Votes
County					
Placer County					
0151105					
Vote Center	3	4.84%	49	79.03%	60
Vote by Mail	212	33.18%	342	53.52%	616
Remote	0		0		0
Total	215	30.67%	391	55.78%	676
0151107					
Vote Center	8	7.92%	75	74.26%	98
Vote by Mail	256	27.03%	493	52.06%	881
Remote	0		0		0
Total	264	25.19%	568	54.20%	979
0157201					
Vote Center	9	12.68%	47	66.20%	67
Vote by Mail	182	30.64%	297	50.00%	553
Remote	0		0		0
Total	191	28.72%	344	51.73%	620
0157205					
Vote Center	22	20.18%	72	66.06%	104
Vote by Mail	276	30.73%	465	51.78%	823
Remote	0		0		0
Total	298	29.59%	537	53.33%	927
0157213					
Vote Center	11	15.49%	43	60.56%	64
Vote by Mail	130	38.12%	133	39.00%	313
Remote	0		0		0
Total	141	34.22%	176	42.72%	377

Precinct	Times Cast	Registered Voters
0157217		
Vote Center	83	1,705
Vote by Mail	462	1,705
Remote	0	1,705
Total	545	1,705
0157218		
Vote Center	189	2,680
Vote by Mail	993	2,680
Remote	0	2,680
Total	1,182	2,680
0157226		
Vote Center	143	2,243
Vote by Mail	714	2,243
Remote	0	2,243
Total	857	2,243
0157306		
Vote Center	119	2,243
Vote by Mail	1,003	2,243
Remote	0	2,243
Total	1,122	2,243
0157311		
Vote Center	143	2,180
Vote by Mail	833	2,180
Remote	0	2,180
Total	976	2,180
0157318		
Vote Center	112	1,936
Vote by Mail	660	1,936
Remote	0	1,936
Total	772	1,936

Precinct	AABHASH "ABG" GAUTAM (REP)		ATHENA SINGH (DEM)	
0157217				
Vote Center	7	8.43%	10	12.05%
Vote by Mail	26	5.63%	44	9.52%
Remote	0		0	
Total	33	6.06%	54	9.91%
0157218				
Vote Center	9	4.76%	9	4.76%
Vote by Mail	45	4.53%	89	8.96%
Remote	0		0	
Total	54	4.57%	98	8.29%
0157226				
Vote Center	15	10.49%	7	4.90%
Vote by Mail	15	2.10%	67	9.38%
Remote	0		0	
Total	30	3.50%	74	8.63%
0157306				
Vote Center	6	5.04%	7	5.88%
Vote by Mail	33	3.29%	72	7.18%
Remote	0		0	
Total	39	3.48%	79	7.04%
0157311				
Vote Center	13	9.09%	6	4.20%
Vote by Mail	25	3.00%	64	7.68%
Remote	0		0	
Total	38	3.89%	70	7.17%
0157318				
Vote Center	5	4.46%	7	6.25%
Vote by Mail	14	2.12%	51	7.73%
Remote	0		0	
Total	19	2.46%	58	7.51%

Precinct	NEVA PARKER (DEM)		JOE PATTERSON (REP)		Total Votes
0157217					
Vote Center	16	19.28%	40	48.19%	73
Vote by Mail	171	37.01%	181	39.18%	422
Remote	0		0		0
Total	187	34.31%	221	40.55%	495
0157218					
Vote Center	45	23.81%	114	60.32%	177
Vote by Mail	333	33.53%	451	45.42%	918
Remote	0		0		0
Total	378	31.98%	565	47.80%	1,095
0157226					
Vote Center	21	14.69%	91	63.64%	134
Vote by Mail	233	32.63%	344	48.18%	659
Remote	0		0		0
Total	254	29.64%	435	50.76%	793
0157306					
Vote Center	19	15.97%	80	67.23%	112
Vote by Mail	327	32.60%	496	49.45%	928
Remote	0		0		0
Total	346	30.84%	576	51.34%	1,040
0157311					
Vote Center	29	20.28%	85	59.44%	133
Vote by Mail	292	35.05%	399	47.90%	780
Remote	0		0		0
Total	321	32.89%	484	49.59%	913
0157318					
Vote Center	19	16.96%	75	66.96%	106
Vote by Mail	209	31.67%	334	50.61%	608
Remote	0		0		0
Total	228	29.53%	409	52.98%	714

Precinct	Times Cast	Registered Voters
0157396		
Vote Center	81	1,759
Vote by Mail	739	1,759
Remote	0	1,759
Total	820	1,759
0157401		
Vote Center	84	2,406
Vote by Mail	1,804	2,406
Remote	0	2,406
Total	1,888	2,406
0157403		
Vote Center	110	2,187
Vote by Mail	929	2,187
Remote	0	2,187
Total	1,039	2,187
0157405		
Vote Center	156	2,210
Vote by Mail	984	2,210
Remote	0	2,210
Total	1,140	2,210
0157407		
Vote Center	122	2,991
Vote by Mail	1,063	2,991
Remote	0	2,991
Total	1,185	2,991
0157408		
Vote Center	47	1,998
Vote by Mail	1,211	1,998
Remote	0	1,998
Total	1,258	1,998

Precinct	AABHASH "ABG" GAUTAM (REP)		ATHENA SINGH (DEM)	
0157396				
Vote Center	7	8.64%	2	2.47%
Vote by Mail	27	3.65%	56	7.58%
Remote	0		0	
Total	34	4.15%	58	7.07%
0157401				
Vote Center	2	2.38%	3	3.57%
Vote by Mail	37	2.05%	106	5.88%
Remote	0		0	
Total	39	2.07%	109	5.77%
0157403				
Vote Center	10	9.09%	3	2.73%
Vote by Mail	30	3.23%	58	6.24%
Remote	0		0	
Total	40	3.85%	61	5.87%
0157405				
Vote Center	4	2.56%	5	3.21%
Vote by Mail	40	4.07%	43	4.37%
Remote	0		0	
Total	44	3.86%	48	4.21%
0157407				
Vote Center	4	3.28%	4	3.28%
Vote by Mail	55	5.17%	84	7.90%
Remote	0		0	
Total	59	4.98%	88	7.43%
0157408				
Vote Center	3	6.38%	5	10.64%
Vote by Mail	31	2.56%	82	6.77%
Remote	0		0	
Total	34	2.70%	87	6.92%

Precinct	NEVA PARKER (DEM)		JOE PATTERSON (REP)		Total Votes
0157396					
Vote Center	11	13.58%	53	65.43%	73
Vote by Mail	244	33.02%	347	46.96%	674
Remote	0		0		0
Total	255	31.10%	400	48.78%	747
0157401					
Vote Center	13	15.48%	64	76.19%	82
Vote by Mail	656	36.36%	849	47.06%	1,648
Remote	0		0		0
Total	669	35.43%	913	48.36%	1,730
0157403					
Vote Center	13	11.82%	75	68.18%	101
Vote by Mail	299	32.19%	468	50.38%	855
Remote	0		0		0
Total	312	30.03%	543	52.26%	956
0157405					
Vote Center	19	12.18%	121	77.56%	149
Vote by Mail	321	32.62%	488	49.59%	892
Remote	0		0		0
Total	340	29.82%	609	53.42%	1,041
0157407					
Vote Center	21	17.21%	86	70.49%	115
Vote by Mail	376	35.37%	464	43.65%	979
Remote	0		0		0
Total	397	33.50%	550	46.41%	1,094
0157408					
Vote Center	13	27.66%	26	55.32%	47
Vote by Mail	416	34.35%	570	47.07%	1,099
Remote	0		0		0
Total	429	34.10%	596	47.38%	1,146


Precinct	Times Cast	Registered Voters
0157409		
Vote Center	36	1,132
Vote by Mail	874	1,132
Remote	0	1,132
Total	910	1,132
0157412		
Vote Center	119	2,538
Vote by Mail	824	2,538
Remote	0	2,538
Total	943	2,538
0157414		
Vote Center	96	2,793
Vote by Mail	950	2,793
Remote	0	2,793
Total	1,046	2,793
0157415		
Vote Center	154	2,842
Vote by Mail	1,219	2,842
Remote	0	2,842
Total	1,373	2,842
0157502		
Vote Center	151	2,638
Vote by Mail	1,060	2,638
Remote	0	2,638
Total	1,211	2,638
0157503		
Vote Center	97	2,454
Vote by Mail	873	2,454
Remote	0	2,454
Total	970	2,454

Precinct	AABHASH "ABG" GAUTAM (REP)		ATHENA SINGH (DEM)	
0157409				
Vote Center	2	5.56%	0	0.00%
Vote by Mail	18	2.06%	45	5.15%
Remote	0		0	
Total	20	2.20%	45	4.95%
0157412				
Vote Center	11	9.24%	8	6.72%
Vote by Mail	28	3.40%	57	6.92%
Remote	0		0	
Total	39	4.14%	65	6.89%
0157414				
Vote Center	4	4.17%	3	3.13%
Vote by Mail	38	4.00%	93	9.79%
Remote	0		0	
Total	42	4.02%	96	9.18%
0157415				
Vote Center	10	6.49%	7	4.55%
Vote by Mail	50	4.10%	88	7.22%
Remote	0		0	
Total	60	4.37%	95	6.92%
0157502				
Vote Center	5	3.31%	6	3.97%
Vote by Mail	41	3.87%	87	8.21%
Remote	0		0	
Total	46	3.80%	93	7.68%
0157503				
Vote Center	12	12.37%	2	2.06%
Vote by Mail	28	3.21%	43	4.93%
Remote	0		0	
Total	40	4.12%	45	4.64%

Precinct	NEVA PARKER (DEM)		JOE PATTERSON (REP)		Total Votes
0157409					
Vote Center	11	30.56%	22	61.11%	35
Vote by Mail	257	29.41%	461	52.75%	781
Remote	0		0		0
Total	268	29.45%	483	53.08%	816
0157412					
Vote Center	18	15.13%	77	64.71%	114
Vote by Mail	293	35.56%	375	45.51%	753
Remote	0		0		0
Total	311	32.98%	452	47.93%	867
0157414					
Vote Center	17	17.71%	70	72.92%	94
Vote by Mail	296	31.16%	451	47.47%	878
Remote	0		0		0
Total	313	29.92%	521	49.81%	972
0157415					
Vote Center	33	21.43%	93	60.39%	143
Vote by Mail	366	30.02%	642	52.67%	1,146
Remote	0		0		0
Total	399	29.06%	735	53.53%	1,289
0157502					
Vote Center	14	9.27%	114	75.50%	139
Vote by Mail	331	31.23%	532	50.19%	991
Remote	0		0		0
Total	345	28.49%	646	53.34%	1,130
0157503					
Vote Center	15	15.46%	63	64.95%	92
Vote by Mail	304	34.82%	427	48.91%	802
Remote	0		0		0
Total	319	32.89%	490	50.52%	894

Precinct	Times Cast	Registered Voters
0157506		
Vote Center	140	2,886
Vote by Mail	1,064	2,886
Remote	0	2,886
Total	1,204	2,886
0251129		
Vote Center	6	143
Vote by Mail	66	143
Remote	0	143
Total	72	143
0251167		
Vote Center	41	760
Vote by Mail	387	760
Remote	0	760
Total	428	760
0251250		
Vote Center		1
Vote by Mail		1
Remote		1
Total		1
0254000		
Vote Center	0	0
Vote by Mail	0	0
Remote	0	0
Total	0	0
0254101		
Vote Center	87	1,775
Vote by Mail	605	1,775
Remote	0	1,775
Total	692	1,775

Precinct	AABHASH "ABG" GAUTAM (REP)		ATHENA SINGH (DEM)	
0157506				
Vote Center	12	8.57%	5	3.57%
Vote by Mail	48	4.51%	63	5.92%
Remote	0		0	
Total	60	4.98%	68	5.65%
0251129				
Vote Center	****	****	****	****
Vote by Mail	6	9.09%	3	4.55%
Remote	0		0	
Total	6	8.33%	3	4.17%
0251167				
Vote Center	1	2.44%	0	0.00%
Vote by Mail	11	2.84%	24	6.20%
Remote	0		0	
Total	12	2.80%	24	5.61%
0251250				
Vote Center				
Vote by Mail				
Remote				
Total				
0254000				
Vote Center	0		0	
Vote by Mail	0		0	
Remote	0		0	
Total	0		0	
0254101				
Vote Center	12	13.79%	2	2.30%
Vote by Mail	26	4.30%	38	6.28%
Remote	0		0	
Total	38	5.49%	40	5.78%

Precinct	NEVA PARKER (DEM)		JOE PATTERSON (REP)		Total Votes
0157506					
Vote Center	17	12.14%	94	67.14%	128
Vote by Mail	367	34.49%	507	47.65%	985
Remote	0		0		0
Total	384	31.89%	601	49.92%	1,113
0251129					
Vote Center	****	****	****	****	****
Vote by Mail	17	25.76%	38	57.58%	64
Remote	0		0		0
Total	17	23.61%	43	59.72%	69
0251167					
Vote Center	1	2.44%	38	92.68%	40
Vote by Mail	97	25.06%	216	55.81%	348
Remote	0		0		0
Total	98	22.90%	254	59.35%	388
0251250					
Vote Center					
Vote by Mail					
Remote					
Total					
0254000					
Vote Center	0		0		0
Vote by Mail	0		0		0
Remote	0		0		0
Total	0		0		0
0254101					
Vote Center	10	11.49%	58	66.67%	82
Vote by Mail	161	26.61%	334	55.21%	559
Remote	0		0		0
Total	171	24.71%	392	56.65%	641

Precinct	Times Cast	Registered Voters
0254103		
Vote Center	57	1,438
Vote by Mail	523	1,438
Remote	0	1,438
Total	580	1,438
0254194		
Vote Center	99	1,947
Vote by Mail	723	1,947
Remote	0	1,947
Total	822	1,947
0254195		
Vote Center	41	910
Vote by Mail	348	910
Remote	0	910
Total	389	910
0254198		
Vote Center	49	908
Vote by Mail	259	908
Remote	0	908
Total	308	908
0254203		
Vote Center	95	2,127
Vote by Mail	571	2,127
Remote	0	2,127
Total	666	2,127
0254294		
Vote Center	32	620
Vote by Mail	249	620
Remote	0	620
Total	281	620

Precinct	AABHASH "ABG" GAUTAM (REP)		ATHENA SINGH (DEM)	
0254103				
Vote Center	6	10.53%	1	1.75%
Vote by Mail	25	4.78%	26	4.97%
Remote	0		0	
Total	31	5.34%	27	4.66%
0254194				
Vote Center	7	7.07%	3	3.03%
Vote by Mail	43	5.95%	42	5.81%
Remote	0		0	
Total	50	6.08%	45	5.47%
0254195				
Vote Center	4	9.76%	3	7.32%
Vote by Mail	20	5.75%	23	6.61%
Remote	0		0	
Total	24	6.17%	26	6.68%
0254198				
Vote Center	9	18.37%	2	4.08%
Vote by Mail	10	3.86%	25	9.65%
Remote	0		0	
Total	19	6.17%	27	8.77%
0254203				
Vote Center	11	11.58%	15	15.79%
Vote by Mail	19	3.33%	53	9.28%
Remote	0		0	
Total	30	4.50%	68	10.21%
0254294				
Vote Center	4	12.50%	1	3.13%
Vote by Mail	13	5.22%	16	6.43%
Remote	0		0	
Total	17	6.05%	17	6.05%

Precinct	NEVA PARKER (DEM)		JOE PATTERSON (REP)		Total Votes
0254103					
Vote Center	6	10.53%	41	71.93%	54
Vote by Mail	150	28.68%	289	55.26%	490
Remote	0		0		0
Total	156	26.90%	330	56.90%	544
0254194					
Vote Center	21	21.21%	63	63.64%	94
Vote by Mail	197	27.25%	397	54.91%	679
Remote	0		0		0
Total	218	26.52%	460	55.96%	773
0254195					
Vote Center	5	12.20%	27	65.85%	39
Vote by Mail	100	28.74%	184	52.87%	327
Remote	0		0		0
Total	105	26.99%	211	54.24%	366
0254198					
Vote Center	3	6.12%	34	69.39%	48
Vote by Mail	78	30.12%	129	49.81%	242
Remote	0		0		0
Total	81	26.30%	163	52.92%	290
0254203					
Vote Center	15	15.79%	48	50.53%	89
Vote by Mail	186	32.57%	260	45.53%	518
Remote	0		0		0
Total	201	30.18%	308	46.25%	607
0254294					
Vote Center	2	6.25%	23	71.88%	30
Vote by Mail	65	26.10%	143	57.43%	237
Remote	0		0		0
Total	67	23.84%	166	59.07%	267

Precinct	Times Cast	Registered Voters
0254297		
Vote Center	160	2,654
Vote by Mail	790	2,654
Remote	0	2,654
Total	950	2,654
0254301		
Vote Center	54	1,401
Vote by Mail	412	1,401
Remote	0	1,401
Total	466	1,401
0254304		
Vote Center	70	1,841
Vote by Mail	618	1,841
Remote	0	1,841
Total	688	1,841
0254306		
Vote Center	50	1,643
Vote by Mail	665	1,643
Remote	0	1,643
Total	715	1,643
0254307		
Vote Center	78	1,793
Vote by Mail	617	1,793
Remote	0	1,793
Total	695	1,793
0254401		
Vote Center	139	2,932
Vote by Mail	2,279	2,932
Remote	0	2,932
Total	2,418	2,932

Precinct	AABHASH "ABG" GAUTAM (REP)		ATHENA SINGH (DEM)	
0254297				
Vote Center	14	8.75%	4	2.50%
Vote by Mail	50	6.33%	56	7.09%
Remote	0		0	
Total	64	6.74%	60	6.32%
0254301				
Vote Center	8	14.81%	1	1.85%
Vote by Mail	16	3.88%	28	6.80%
Remote	0		0	
Total	24	5.15%	29	6.22%
0254304				
Vote Center	6	8.57%	4	5.71%
Vote by Mail	33	5.34%	43	6.96%
Remote	0		0	
Total	39	5.67%	47	6.83%
0254306				
Vote Center	3	6.00%	4	8.00%
Vote by Mail	41	6.17%	47	7.07%
Remote	0		0	
Total	44	6.15%	51	7.13%
0254307				
Vote Center	18	23.08%	1	1.28%
Vote by Mail	29	4.70%	40	6.48%
Remote	0		0	
Total	47	6.76%	41	5.90%
0254401				
Vote Center	2	1.44%	3	2.16%
Vote by Mail	52	2.28%	126	5.53%
Remote	0		0	
Total	54	2.23%	129	5.33%

Precinct	NEVA PARKER (DEM)		JOE PATTERSON (REP)		Total Votes
0254297					
Vote Center	30	18.75%	104	65.00%	152
Vote by Mail	234	29.62%	386	48.86%	726
Remote	0		0		0
Total	264	27.79%	490	51.58%	878
0254301					
Vote Center	4	7.41%	40	74.07%	53
Vote by Mail	132	32.04%	201	48.79%	377
Remote	0		0		0
Total	136	29.18%	241	51.72%	430
0254304					
Vote Center	10	14.29%	47	67.14%	67
Vote by Mail	187	30.26%	321	51.94%	584
Remote	0		0		0
Total	197	28.63%	368	53.49%	651
0254306					
Vote Center	7	14.00%	34	68.00%	48
Vote by Mail	217	32.63%	328	49.32%	633
Remote	0		0		0
Total	224	31.33%	362	50.63%	681
0254307					
Vote Center	7	8.97%	50	64.10%	76
Vote by Mail	171	27.71%	339	54.94%	579
Remote	0		0		0
Total	178	25.61%	389	55.97%	655
0254401					
Vote Center	32	23.02%	97	69.78%	134
Vote by Mail	777	34.09%	1,092	47.92%	2,047
Remote	0		0		0
Total	809	33.46%	1,189	49.17%	2,181

Precinct	Times Cast	Registered Voters
0254404		
Vote Center	136	2,595
Vote by Mail	1,976	2,595
Remote	0	2,595
Total	2,112	2,595
0254409		
Vote Center	126	1,748
Vote by Mail	1,306	1,748
Remote	0	1,748
Total	1,432	1,748
0254495		
Vote Center	70	1,374
Vote by Mail	1,048	1,374
Remote	0	1,374
Total	1,118	1,374
0254497		
Vote Center	30	433
Vote by Mail	326	433
Remote	0	433
Total	356	433
0254498		
Vote Center	23	586
Vote by Mail	355	586
Remote	0	586
Total	378	586
0254501		
Vote Center	81	1,598
Vote by Mail	562	1,598
Remote	0	1,598
Total	643	1,598

Precinct	AABHASH "ABG" GAUTAM (REP)		ATHENA SINGH (DEM)	
0254404				
Vote Center	9	6.62%	5	3.68%
Vote by Mail	43	2.18%	104	5.26%
Remote	0		0	
Total	52	2.46%	109	5.16%
0254409				
Vote Center	6	4.76%	4	3.17%
Vote by Mail	36	2.76%	81	6.20%
Remote	0		0	
Total	42	2.93%	85	5.94%
0254495				
Vote Center	2	2.86%	2	2.86%
Vote by Mail	25	2.39%	66	6.30%
Remote	0		0	
Total	27	2.42%	68	6.08%
0254497				
Vote Center	2	6.67%	0	0.00%
Vote by Mail	3	0.92%	23	7.06%
Remote	0		0	
Total	5	1.40%	23	6.46%
0254498				
Vote Center	1	4.35%	0	0.00%
Vote by Mail	16	4.51%	14	3.94%
Remote	0		0	
Total	17	4.50%	14	3.70%
0254501				
Vote Center	6	7.41%	5	6.17%
Vote by Mail	35	6.23%	33	5.87%
Remote	0		0	
Total	41	6.38%	38	5.91%

Precinct	NEVA PARKER (DEM)		JOE PATTERSON (REP)		Total Votes
0254404					
Vote Center	27	19.85%	86	63.24%	127
Vote by Mail	723	36.59%	927	46.91%	1,797
Remote	0		0		0
Total	750	35.51%	1,013	47.96%	1,924
0254409					
Vote Center	34	26.98%	75	59.52%	119
Vote by Mail	451	34.53%	640	49.00%	1,208
Remote	0		0		0
Total	485	33.87%	715	49.93%	1,327
0254495					
Vote Center	7	10.00%	54	77.14%	65
Vote by Mail	364	34.73%	493	47.04%	948
Remote	0		0		0
Total	371	33.18%	547	48.93%	1,013
0254497					
Vote Center	11	36.67%	14	46.67%	27
Vote by Mail	122	37.42%	148	45.40%	296
Remote	0		0		0
Total	133	37.36%	162	45.51%	323
0254498					
Vote Center	8	34.78%	14	60.87%	23
Vote by Mail	127	35.77%	173	48.73%	330
Remote	0		0		0
Total	135	35.71%	187	49.47%	353
0254501					
Vote Center	7	8.64%	60	74.07%	78
Vote by Mail	128	22.78%	320	56.94%	516
Remote	0		0		0
Total	135	21.00%	380	59.10%	594

Precinct	Times Cast	Registered Voters
0254503		
Vote Center	108	2,757
Vote by Mail	1,543	2,757
Remote	0	2,757
Total	1,651	2,757
0254504		
Vote Center	80	2,163
Vote by Mail	995	2,163
Remote	0	2,163
Total	1,075	2,163
0254507		
Vote Center	65	1,866
Vote by Mail	470	1,866
Remote	0	1,866
Total	535	1,866
0254598		
Vote Center	3	111
Vote by Mail	90	111
Remote	0	111
Total	93	111
0254599		
Vote Center	1	219
Vote by Mail	72	219
Remote	0	219
Total	73	219
0257501		
Vote Center	71	2,475
Vote by Mail	730	2,475
Remote	0	2,475
Total	801	2,475

Precinct	AABHASH "ABG" GAUTAM (REP)		ATHENA SINGH (DEM)	
0254503				
Vote Center	7	6.48%	3	2.78%
Vote by Mail	64	4.15%	87	5.64%
Remote	0		0	
Total	71	4.30%	90	5.45%
0254504				
Vote Center	10	12.50%	4	5.00%
Vote by Mail	61	6.13%	48	4.82%
Remote	0		0	
Total	71	6.60%	52	4.84%
0254507				
Vote Center	8	12.31%	3	4.62%
Vote by Mail	31	6.60%	37	7.87%
Remote	0		0	
Total	39	7.29%	40	7.48%
0254598				
Vote Center	****	****	****	****
Vote by Mail	2	2.22%	3	3.33%
Remote	0		0	
Total	2	2.15%	3	3.23%
0254599				
Vote Center	****	****	****	****
Vote by Mail	5	6.94%	6	8.33%
Remote	0		0	
Total	5	6.85%	6	8.22%
0257501				
Vote Center	4	5.63%	4	5.63%
Vote by Mail	31	4.25%	60	8.22%
Remote	0		0	
Total	35	4.37%	64	7.99%

Precinct	NEVA PARKER (DEM)		JOE PATTERSON (REP)		Total Votes
0254503					
Vote Center	15	13.89%	76	70.37%	101
Vote by Mail	441	28.58%	812	52.62%	1,404
Remote	0		0		0
Total	456	27.62%	888	53.79%	1,505
0254504					
Vote Center	8	10.00%	56	70.00%	78
Vote by Mail	271	27.24%	555	55.78%	935
Remote	0		0		0
Total	279	25.95%	611	56.84%	1,013
0254507					
Vote Center	11	16.92%	39	60.00%	61
Vote by Mail	145	30.85%	215	45.74%	428
Remote	0		0		0
Total	156	29.16%	254	47.48%	489
0254598					
Vote Center	****	****	****	****	****
Vote by Mail	31	34.44%	46	51.11%	82
Remote	0		0		0
Total	31	33.33%	48	51.61%	84
0254599					
Vote Center	****	****	****	****	****
Vote by Mail	32	44.44%	23	31.94%	66
Remote	0		0		0
Total	32	43.84%	24	32.88%	67
0257501					
Vote Center	9	12.68%	50	70.42%	67
Vote by Mail	243	33.29%	349	47.81%	683
Remote	0		0		0
Total	252	31.46%	399	49.81%	750


Precinct	Times Cast	Registered Voters
0257511		
Vote Center	137	2,674
Vote by Mail	1,437	2,674
Remote	0	2,674
Total	1,574	2,674
0257513		
Vote Center	118	2,577
Vote by Mail	1,131	2,577
Remote	0	2,577
Total	1,249	2,577
0257514		
Vote Center	65	1,545
Vote by Mail	469	1,545
Remote	0	1,545
Total	534	1,545
0257515		
Vote Center	190	2,989
Vote by Mail	1,039	2,989
Remote	0	2,989
Total	1,229	2,989
0257517		
Vote Center	122	2,625
Vote by Mail	860	2,625
Remote	0	2,625
Total	982	2,625
0257527		
Vote Center	85	1,937
Vote by Mail	586	1,937
Remote	0	1,937
Total	671	1,937

Precinct	AABHASH "ABG" GAUTAM (REP)		ATHENA SINGH (DEM)	
0257511				
Vote Center	6	4.38%	7	5.11%
Vote by Mail	35	2.44%	117	8.14%
Remote	0		0	
Total	41	2.60%	124	7.88%
0257513				
Vote Center	8	6.78%	6	5.08%
Vote by Mail	25	2.21%	100	8.84%
Remote	0		0	
Total	33	2.64%	106	8.49%
0257514				
Vote Center	2	3.08%	2	3.08%
Vote by Mail	14	2.99%	46	9.81%
Remote	0		0	
Total	16	3.00%	48	8.99%
0257515				
Vote Center	8	4.21%	8	4.21%
Vote by Mail	46	4.43%	90	8.66%
Remote	0		0	
Total	54	4.39%	98	7.97%
0257517				
Vote Center	8	6.56%	5	4.10%
Vote by Mail	41	4.77%	72	8.37%
Remote	0		0	
Total	49	4.99%	77	7.84%
0257527				
Vote Center	0	0.00%	3	3.53%
Vote by Mail	25	4.27%	52	8.87%
Remote	0		0	
Total	25	3.73%	55	8.20%

Precinct	NEVA PARKER (DEM)		JOE PATTERSON (REP)		Total Votes
0257511					
Vote Center	29	21.17%	92	67.15%	134
Vote by Mail	529	36.81%	659	45.86%	1,340
Remote	0		0		0
Total	558	35.45%	751	47.71%	1,474
0257513					
Vote Center	23	19.49%	72	61.02%	109
Vote by Mail	463	40.94%	468	41.38%	1,056
Remote	0		0		0
Total	486	38.91%	540	43.23%	1,165
0257514					
Vote Center	12	18.46%	47	72.31%	63
Vote by Mail	172	36.67%	205	43.71%	437
Remote	0		0		0
Total	184	34.46%	252	47.19%	500
0257515					
Vote Center	36	18.95%	126	66.32%	178
Vote by Mail	366	35.23%	463	44.56%	965
Remote	0		0		0
Total	402	32.71%	589	47.93%	1,143
0257517					
Vote Center	22	18.03%	79	64.75%	114
Vote by Mail	318	36.98%	383	44.53%	814
Remote	0		0		0
Total	340	34.62%	462	47.05%	928
0257527					
Vote Center	16	18.82%	56	65.88%	75
Vote by Mail	213	36.35%	258	44.03%	548
Remote	0		0		0
Total	229	34.13%	314	46.80%	623

Precinct	Times Cast	Registered Voters
0257528		
Vote Center	139	2,946
Vote by Mail	862	2,946
Remote	0	2,946
Total	1,001	2,946
0257599		
Vote Center	0	0
Vote by Mail	0	0
Remote	0	0
Total	0	0
0351144		
Vote Center	3	169
Vote by Mail	83	169
Remote	0	169
Total	86	169
0351219		
Vote Center	111	1,760
Vote by Mail	873	1,760
Remote	0	1,760
Total	984	1,760
0351286		
Vote Center		2
Vote by Mail		2
Remote		2
Total		2
0351320		
Vote Center	93	1,982
Vote by Mail	924	1,982
Remote	0	1,982
Total	1,017	1,982

Precinct	AABHASH "ABG" GAUTAM (REP)		ATHENA SINGH (DEM)	
0257528				
Vote Center	7	5.04%	9	6.47%
Vote by Mail	31	3.60%	55	6.38%
Remote	0		0	
Total	38	3.80%	64	6.39%
0257599				
Vote Center	0		0	
Vote by Mail	0		0	
Remote	0		0	
Total	0		0	
0351144				
Vote Center	****	****	****	****
Vote by Mail	1	1.20%	7	8.43%
Remote	0		0	
Total	1	1.16%	7	8.14%
0351219				
Vote Center	12	10.81%	1	0.90%
Vote by Mail	45	5.15%	52	5.96%
Remote	0		0	
Total	57	5.79%	53	5.39%
0351286				
Vote Center				
Vote by Mail				
Remote				
Total				
0351320				
Vote Center	9	9.68%	3	3.23%
Vote by Mail	39	4.22%	65	7.03%
Remote	0		0	
Total	48	4.72%	68	6.69%

Precinct	NEVA PARKER (DEM)		JOE PATTERSON (REP)		Total Votes
0257528					
Vote Center	44	31.65%	69	49.64%	129
Vote by Mail	335	38.86%	397	46.06%	818
Remote	0		0		0
Total	379	37.86%	466	46.55%	947
0257599					
Vote Center	0		0		0
Vote by Mail	0		0		0
Remote	0		0		0
Total	0		0		0
0351144					
Vote Center	****	****	****	****	****
Vote by Mail	14	16.87%	56	67.47%	78
Remote	0		0		0
Total	14	16.28%	59	68.60%	81
0351219					
Vote Center	9	8.11%	85	76.58%	107
Vote by Mail	185	21.19%	542	62.08%	824
Remote	0		0		0
Total	194	19.72%	627	63.72%	931
0351286					
Vote Center					
Vote by Mail					
Remote					
Total					
0351320					
Vote Center	12	12.90%	65	69.89%	89
Vote by Mail	223	24.13%	544	58.87%	871
Remote	0		0		0
Total	235	23.11%	609	59.88%	960

Precinct	Times Cast	Registered Voters
0351416		
Vote Center	0	42
Vote by Mail	19	42
Remote	0	42
Total	19	42
0355001		
Vote Center	226	2,721
Vote by Mail	1,158	2,721
Remote	0	2,721
Total	1,384	2,721
0355008		
Vote Center	177	2,205
Vote by Mail	992	2,205
Remote	0	2,205
Total	1,169	2,205
0356001		
Vote Center	123	2,109
Vote by Mail	693	2,109
Remote	0	2,109
Total	816	2,109
0356004		
Vote Center	139	2,283
Vote by Mail	917	2,283
Remote	0	2,283
Total	1,056	2,283
0356006		
Vote Center	87	1,482
Vote by Mail	675	1,482
Remote	0	1,482
Total	762	1,482

Precinct	AABHASH "ABG" GAUTAM (REP)		ATHENA SINGH (DEM)	
0351416				
Vote Center	0		0	
Vote by Mail	4	21.05%	1	5.26%
Remote	0		0	
Total	4	21.05%	1	5.26%
0355001				
Vote Center	11	4.87%	3	1.33%
Vote by Mail	44	3.80%	69	5.96%
Remote	0		0	
Total	55	3.97%	72	5.20%
0355008				
Vote Center	13	7.34%	5	2.82%
Vote by Mail	49	4.94%	66	6.65%
Remote	0		0	
Total	62	5.30%	71	6.07%
0356001				
Vote Center	7	5.69%	9	7.32%
Vote by Mail	27	3.90%	52	7.50%
Remote	0		0	
Total	34	4.17%	61	7.48%
0356004				
Vote Center	10	7.19%	2	1.44%
Vote by Mail	41	4.47%	71	7.74%
Remote	0		0	
Total	51	4.83%	73	6.91%
0356006				
Vote Center	5	5.75%	0	0.00%
Vote by Mail	15	2.22%	40	5.93%
Remote	0		0	
Total	20	2.62%	40	5.25%

Precinct	NEVA PARKER (DEM)		JOE PATTERSON (REP)		Total Votes
0351416					
Vote Center	0		0		0
Vote by Mail	3	15.79%	11	57.89%	19
Remote	0		0		0
Total	3	15.79%	11	57.89%	19
0355001					
Vote Center	20	8.85%	173	76.55%	207
Vote by Mail	267	23.06%	700	60.45%	1,080
Remote	0		0		0
Total	287	20.74%	873	63.08%	1,287
0355008					
Vote Center	11	6.21%	139	78.53%	168
Vote by Mail	244	24.60%	565	56.96%	924
Remote	0		0		0
Total	255	21.81%	704	60.22%	1,092
0356001					
Vote Center	15	12.20%	87	70.73%	118
Vote by Mail	216	31.17%	346	49.93%	641
Remote	0		0		0
Total	231	28.31%	433	53.06%	759
0356004					
Vote Center	15	10.79%	104	74.82%	131
Vote by Mail	265	28.90%	460	50.16%	837
Remote	0		0		0
Total	280	26.52%	564	53.41%	968
0356006					
Vote Center	8	9.20%	70	80.46%	83
Vote by Mail	194	28.74%	384	56.89%	633
Remote	0		0		0
Total	202	26.51%	454	59.58%	716

Precinct	Times Cast	Registered Voters
0356009		
Vote Center	129	2,390
Vote by Mail	894	2,390
Remote	0	2,390
Total	1,023	2,390
0356013		
Vote Center	114	2,875
Vote by Mail	1,026	2,875
Remote	0	2,875
Total	1,140	2,875
0356015		
Vote Center	239	2,780
Vote by Mail	1,115	2,780
Remote	0	2,780
Total	1,354	2,780
0356017		
Vote Center	184	2,944
Vote by Mail	1,246	2,944
Remote	0	2,944
Total	1,430	2,944
0356018		
Vote Center	135	2,800
Vote by Mail	1,013	2,800
Remote	0	2,800
Total	1,148	2,800
0356019		
Vote Center	107	2,240
Vote by Mail	760	2,240
Remote	0	2,240
Total	867	2,240

Precinct	AABHASH "ABG" GAUTAM (REP)		ATHENA SINGH (DEM)	
0356009				
Vote Center	5	3.88%	4	3.10%
Vote by Mail	24	2.68%	54	6.04%
Remote	0		0	
Total	29	2.83%	58	5.67%
0356013				
Vote Center	4	3.51%	11	9.65%
Vote by Mail	31	3.02%	62	6.04%
Remote	0		0	
Total	35	3.07%	73	6.40%
0356015				
Vote Center	13	5.44%	5	2.09%
Vote by Mail	36	3.23%	70	6.28%
Remote	0		0	
Total	49	3.62%	75	5.54%
0356017				
Vote Center	4	2.17%	15	8.15%
Vote by Mail	30	2.41%	81	6.50%
Remote	0		0	
Total	34	2.38%	96	6.71%
0356018				
Vote Center	9	6.67%	4	2.96%
Vote by Mail	22	2.17%	81	8.00%
Remote	0		0	
Total	31	2.70%	85	7.40%
0356019				
Vote Center	7	6.54%	8	7.48%
Vote by Mail	30	3.95%	63	8.29%
Remote	0		0	
Total	37	4.27%	71	8.19%

Precinct	NEVA PARKER (DEM)		JOE PATTERSON (REP)		Total Votes
0356009					
Vote Center	19	14.73%	92	71.32%	120
Vote by Mail	266	29.75%	486	54.36%	830
Remote	0		0		0
Total	285	27.86%	578	56.50%	950
0356013					
Vote Center	7	6.14%	91	79.82%	113
Vote by Mail	317	30.90%	549	53.51%	959
Remote	0		0		0
Total	324	28.42%	640	56.14%	1,072
0356015					
Vote Center	37	15.48%	174	72.80%	229
Vote by Mail	351	31.48%	594	53.27%	1,051
Remote	0		0		0
Total	388	28.66%	768	56.72%	1,280
0356017					
Vote Center	21	11.41%	139	75.54%	179
Vote by Mail	396	31.78%	641	51.44%	1,148
Remote	0		0		0
Total	417	29.16%	780	54.55%	1,327
0356018					
Vote Center	13	9.63%	103	76.30%	129
Vote by Mail	334	32.97%	517	51.04%	954
Remote	0		0		0
Total	347	30.23%	620	54.01%	1,083
0356019					
Vote Center	12	11.21%	74	69.16%	101
Vote by Mail	261	34.34%	359	47.24%	713
Remote	0		0		0
Total	273	31.49%	433	49.94%	814

Precinct	Times Cast	Registered Voters
0356021		
Vote Center	96	1,995
Vote by Mail	655	1,995
Remote	0	1,995
Total	751	1,995
0356029		
Vote Center	30	762
Vote by Mail	312	762
Remote	0	762
Total	342	762
0356032		
Vote Center	55	872
Vote by Mail	454	872
Remote	0	872
Total	509	872
0356033		
Vote Center	62	954
Vote by Mail	477	954
Remote	0	954
Total	539	954
0356034		
Vote Center	133	2,535
Vote by Mail	1,033	2,535
Remote	0	2,535
Total	1,166	2,535
0356037		
Vote Center	83	1,861
Vote by Mail	624	1,861
Remote	0	1,861
Total	707	1,861

Precinct	AABHASH "ABG" GAUTAM (REP)		ATHENA SINGH (DEM)	
0356021				
Vote Center	5	5.21%	3	3.13%
Vote by Mail	24	3.66%	56	8.55%
Remote	0		0	
Total	29	3.86%	59	7.86%
0356029				
Vote Center	0	0.00%	0	0.00%
Vote by Mail	9	2.88%	17	5.45%
Remote	0		0	
Total	9	2.63%	17	4.97%
0356032				
Vote Center	3	5.45%	1	1.82%
Vote by Mail	11	2.42%	28	6.17%
Remote	0		0	
Total	14	2.75%	29	5.70%
0356033				
Vote Center	2	3.23%	3	4.84%
Vote by Mail	12	2.52%	23	4.82%
Remote	0		0	
Total	14	2.60%	26	4.82%
0356034				
Vote Center	7	5.26%	6	4.51%
Vote by Mail	33	3.19%	66	6.39%
Remote	0		0	
Total	40	3.43%	72	6.17%
0356037				
Vote Center	5	6.02%	3	3.61%
Vote by Mail	16	2.56%	49	7.85%
Remote	0		0	
Total	21	2.97%	52	7.36%

Precinct	NEVA PARKER (DEM)		JOE PATTERSON (REP)		Total Votes
0356021					
Vote Center	9	9.38%	76	79.17%	93
Vote by Mail	211	32.21%	321	49.01%	612
Remote	0		0		0
Total	220	29.29%	397	52.86%	705
0356029					
Vote Center	4	13.33%	25	83.33%	29
Vote by Mail	72	23.08%	200	64.10%	298
Remote	0		0		0
Total	76	22.22%	225	65.79%	327
0356032					
Vote Center	8	14.55%	37	67.27%	49
Vote by Mail	135	29.74%	251	55.29%	425
Remote	0		0		0
Total	143	28.09%	288	56.58%	474
0356033					
Vote Center	6	9.68%	50	80.65%	61
Vote by Mail	144	30.19%	268	56.18%	447
Remote	0		0		0
Total	150	27.83%	318	59.00%	508
0356034					
Vote Center	26	19.55%	84	63.16%	123
Vote by Mail	363	35.14%	503	48.69%	965
Remote	0		0		0
Total	389	33.36%	587	50.34%	1,088
0356037					
Vote Center	16	19.28%	53	63.86%	77
Vote by Mail	192	30.77%	321	51.44%	578
Remote	0		0		0
Total	208	29.42%	374	52.90%	655

Precinct	Times Cast	Registered Voters
0356038		
Vote Center	119	2,711
Vote by Mail	1,022	2,711
Remote	0	2,711
Total	1,141	2,711
0356040		
Vote Center	132	2,636
Vote by Mail	1,194	2,636
Remote	0	2,636
Total	1,326	2,636
0356043		
Vote Center	171	2,940
Vote by Mail	1,491	2,940
Remote	0	2,940
Total	1,662	2,940
0356047		
Vote Center	90	1,252
Vote by Mail	521	1,252
Remote	0	1,252
Total	611	1,252
0356048		
Vote Center	68	2,183
Vote by Mail	877	2,183
Remote	0	2,183
Total	945	2,183
0356049		
Vote Center	91	2,246
Vote by Mail	786	2,246
Remote	0	2,246
Total	877	2,246

Precinct	AABHASH "ABG" GAUTAM (REP)		ATHENA SINGH (DEM)	
0356038				
Vote Center	10	8.40%	4	3.36%
Vote by Mail	31	3.03%	74	7.24%
Remote	0		0	
Total	41	3.59%	78	6.84%
0356040				
Vote Center	7	5.30%	4	3.03%
Vote by Mail	36	3.02%	73	6.11%
Remote	0		0	
Total	43	3.24%	77	5.81%
0356043				
Vote Center	9	5.26%	8	4.68%
Vote by Mail	45	3.02%	87	5.84%
Remote	0		0	
Total	54	3.25%	95	5.72%
0356047				
Vote Center	4	4.44%	5	5.56%
Vote by Mail	16	3.07%	26	4.99%
Remote	0		0	
Total	20	3.27%	31	5.07%
0356048				
Vote Center	4	5.88%	3	4.41%
Vote by Mail	32	3.65%	57	6.50%
Remote	0		0	
Total	36	3.81%	60	6.35%
0356049				
Vote Center	2	2.20%	2	2.20%
Vote by Mail	42	5.34%	52	6.62%
Remote	0		0	
Total	44	5.02%	54	6.16%

Precinct	NEVA PARKER (DEM)		JOE PATTERSON (REP)		Total Votes
0356038					
Vote Center	20	16.81%	83	69.75%	117
Vote by Mail	323	31.60%	535	52.35%	963
Remote	0		0		0
Total	343	30.06%	618	54.16%	1,080
0356040					
Vote Center	26	19.70%	87	65.91%	124
Vote by Mail	412	34.51%	606	50.75%	1,127
Remote	0		0		0
Total	438	33.03%	693	52.26%	1,251
0356043					
Vote Center	22	12.87%	128	74.85%	167
Vote by Mail	470	31.52%	785	52.65%	1,387
Remote	0		0		0
Total	492	29.60%	913	54.93%	1,554
0356047					
Vote Center	17	18.89%	61	67.78%	87
Vote by Mail	145	27.83%	315	60.46%	502
Remote	0		0		0
Total	162	26.51%	376	61.54%	589
0356048					
Vote Center	13	19.12%	45	66.18%	65
Vote by Mail	266	30.33%	473	53.93%	828
Remote	0		0		0
Total	279	29.52%	518	54.81%	893
0356049					
Vote Center	16	17.58%	68	74.73%	88
Vote by Mail	220	27.99%	433	55.09%	747
Remote	0		0		0
Total	236	26.91%	501	57.13%	835

Precinct	Times Cast	Registered Voters
0356050		
Vote Center	80	1,314
Vote by Mail	412	1,314
Remote	0	1,314
Total	492	1,314
0356052		
Vote Center	0	0
Vote by Mail	0	0
Remote	0	0
Total	0	0
0356058		
Vote Center	2	61
Vote by Mail	28	61
Remote	0	61
Total	30	61
0451110		
Vote Center	28	431
Vote by Mail	175	431
Remote	0	431
Total	203	431
0451114		
Vote Center		9
Vote by Mail		9
Remote		9
Total		9
0451116		
Vote Center	30	677
Vote by Mail	330	677
Remote	0	677
Total	360	677

Precinct	AABHASH "ABG" GAUTAM (REP)		ATHENA SINGH (DEM)	
0356050				
Vote Center	3	3.75%	0	0.00%
Vote by Mail	15	3.64%	36	8.74%
Remote	0		0	
Total	18	3.66%	36	7.32%
0356052				
Vote Center	0		0	
Vote by Mail	0		0	
Remote	0		0	
Total	0		0	
0356058				
Vote Center	****	****	****	****
Vote by Mail	1	3.57%	5	17.86%
Remote	0		0	
Total	1	3.33%	5	16.67%
0451110				
Vote Center	2	7.14%	1	3.57%
Vote by Mail	7	4.00%	8	4.57%
Remote	0		0	
Total	9	4.43%	9	4.43%
0451114				
Vote Center	0		0	
Vote by Mail	****	****	****	****
Remote	0		0	
Total	****	****	****	****
0451116				
Vote Center	1	3.33%	1	3.33%
Vote by Mail	14	4.24%	13	3.94%
Remote	0		0	
Total	15	4.17%	14	3.89%

Precinct	NEVA PARKER (DEM)		JOE PATTERSON (REP)		Total Votes
0356050					
Vote Center	10	12.50%	64	80.00%	77
Vote by Mail	109	26.46%	220	53.40%	380
Remote	0		0		0
Total	119	24.19%	284	57.72%	457
0356052					
Vote Center	0		0		0
Vote by Mail	0		0		0
Remote	0		0		0
Total	0		0		0
0356058					
Vote Center	****	****	****	****	****
Vote by Mail	11	39.29%	11	39.29%	28
Remote	0		0		0
Total	11	36.67%	13	43.33%	30
0451110					
Vote Center	4	14.29%	21	75.00%	28
Vote by Mail	36	20.57%	116	66.29%	167
Remote	0		0		0
Total	40	19.70%	137	67.49%	195
0451114					
Vote Center	0		0		0
Vote by Mail	****	****	****	****	****
Remote	0		0		0
Total	****	****	****	****	****
0451116					
Vote Center	7	23.33%	19	63.33%	28
Vote by Mail	78	23.64%	196	59.39%	301
Remote	0		0		0
Total	85	23.61%	215	59.72%	329

Precinct	Times Cast	Registered Voters
0451201		
Vote Center	217	2,924
Vote by Mail	1,384	2,924
Remote	0	2,924
Total	1,601	2,924
0451205		
Vote Center	210	2,371
Vote by Mail	1,052	2,371
Remote	0	2,371
Total	1,262	2,371
0451207		
Vote Center	222	2,676
Vote by Mail	1,167	2,676
Remote	0	2,676
Total	1,389	2,676
0451209		
Vote Center	225	2,563
Vote by Mail	1,155	2,563
Remote	0	2,563
Total	1,380	2,563
0451301		
Vote Center		8
Vote by Mail		8
Remote		8
Total		8
0451302		
Vote Center	208	2,502
Vote by Mail	1,212	2,502
Remote	0	2,502
Total	1,420	2,502

Precinct	AABHASH "ABG" GAUTAM (REP)		ATHENA SINGH (DEM)	
0451201				
Vote Center	14	6.45%	8	3.69%
Vote by Mail	43	3.11%	89	6.43%
Remote	0		0	
Total	57	3.56%	97	6.06%
0451205				
Vote Center	5	2.38%	3	1.43%
Vote by Mail	44	4.18%	45	4.28%
Remote	0		0	
Total	49	3.88%	48	3.80%
0451207				
Vote Center	16	7.21%	5	2.25%
Vote by Mail	40	3.43%	79	6.77%
Remote	0		0	
Total	56	4.03%	84	6.05%
0451209				
Vote Center	12	5.33%	4	1.78%
Vote by Mail	39	3.38%	61	5.28%
Remote	0		0	
Total	51	3.70%	65	4.71%
0451301				
Vote Center	****	****	****	****
Vote by Mail	****	****	****	****
Remote	0		0	
Total	****	****	****	****
0451302				
Vote Center	11	5.29%	5	2.40%
Vote by Mail	53	4.37%	68	5.61%
Remote	0		0	
Total	64	4.51%	73	5.14%

Precinct	NEVA PARKER (DEM)		JOE PATTERSON (REP)		Total Votes
0451201					
Vote Center	35	16.13%	147	67.74%	204
Vote by Mail	337	24.35%	809	58.45%	1,278
Remote	0		0		0
Total	372	23.24%	956	59.71%	1,482
0451205					
Vote Center	30	14.29%	160	76.19%	198
Vote by Mail	281	26.71%	599	56.94%	969
Remote	0		0		0
Total	311	24.64%	759	60.14%	1,167
0451207					
Vote Center	37	16.67%	151	68.02%	209
Vote by Mail	330	28.28%	639	54.76%	1,088
Remote	0		0		0
Total	367	26.42%	790	56.88%	1,297
0451209					
Vote Center	30	13.33%	170	75.56%	216
Vote by Mail	285	24.68%	685	59.31%	1,070
Remote	0		0		0
Total	315	22.83%	855	61.96%	1,286
0451301					
Vote Center	****	****	****	****	****
Vote by Mail	****	****	****	****	****
Remote	0		0		0
Total	****	****	****	****	****
0451302					
Vote Center	28	13.46%	153	73.56%	197
Vote by Mail	356	29.37%	654	53.96%	1,131
Remote	0		0		0
Total	384	27.04%	807	56.83%	1,328

Precinct	Times Cast	Registered Voters
0451310		
Vote Center	213	2,976
Vote by Mail	1,335	2,976
Remote	0	2,976
Total	1,548	2,976
0451317		
Vote Center	104	1,938
Vote by Mail	983	1,938
Remote	0	1,938
Total	1,087	1,938
0451401		
Vote Center	196	3,400
Vote by Mail	1,755	3,400
Remote	0	3,400
Total	1,951	3,400
0457000		
Vote Center	0	0
Vote by Mail	0	0
Remote	0	0
Total	0	0
0457102		
Vote Center	102	1,582
Vote by Mail	777	1,582
Remote	0	1,582
Total	879	1,582
0457109		
Vote Center	200	2,728
Vote by Mail	1,158	2,728
Remote	0	2,728
Total	1,358	2,728

Precinct	AABHASH "ABG" GAUTAM (REP)		ATHENA SINGH (DEM)	
0451310				
Vote Center	12	5.63%	4	1.88%
Vote by Mail	58	4.34%	91	6.82%
Remote	0		0	
Total	70	4.52%	95	6.14%
0451317				
Vote Center	9	8.65%	0	0.00%
Vote by Mail	26	2.64%	44	4.48%
Remote	0		0	
Total	35	3.22%	44	4.05%
0451401				
Vote Center	15	7.65%	3	1.53%
Vote by Mail	47	2.68%	92	5.24%
Remote	0		0	
Total	62	3.18%	95	4.87%
0457000				
Vote Center	0		0	
Vote by Mail	0		0	
Remote	0		0	
Total	0		0	
0457102				
Vote Center	4	3.92%	5	4.90%
Vote by Mail	22	2.83%	67	8.62%
Remote	0		0	
Total	26	2.96%	72	8.19%
0457109				
Vote Center	14	7.00%	6	3.00%
Vote by Mail	47	4.06%	91	7.86%
Remote	0		0	
Total	61	4.49%	97	7.14%

Precinct	NEVA PARKER (DEM)		JOE PATTERSON (REP)		Total Votes
0451310					
Vote Center	17	7.98%	170	79.81%	203
Vote by Mail	353	26.44%	762	57.08%	1,264
Remote	0		0		0
Total	370	23.90%	932	60.21%	1,467
0451317					
Vote Center	8	7.69%	78	75.00%	95
Vote by Mail	207	21.06%	638	64.90%	915
Remote	0		0		0
Total	215	19.78%	716	65.87%	1,010
0451401					
Vote Center	16	8.16%	150	76.53%	184
Vote by Mail	446	25.41%	1,075	61.25%	1,660
Remote	0		0		0
Total	462	23.68%	1,225	62.79%	1,844
0457000					
Vote Center	0		0		0
Vote by Mail	0		0		0
Remote	0		0		0
Total	0		0		0
0457102					
Vote Center	22	21.57%	69	67.65%	100
Vote by Mail	235	30.24%	395	50.84%	719
Remote	0		0		0
Total	257	29.24%	464	52.79%	819
0457109					
Vote Center	21	10.50%	149	74.50%	190
Vote by Mail	283	24.44%	656	56.65%	1,077
Remote	0		0		0
Total	304	22.39%	805	59.28%	1,267

Precinct	Times Cast	Registered Voters
0457113		
Vote Center	112	1,410
Vote by Mail	649	1,410
Remote	0	1,410
Total	761	1,410
0457114		
Vote Center	139	2,542
Vote by Mail	1,187	2,542
Remote	0	2,542
Total	1,326	2,542
0457117		
Vote Center	100	1,850
Vote by Mail	957	1,850
Remote	0	1,850
Total	1,057	1,850
0457119		
Vote Center	57	1,121
Vote by Mail	291	1,121
Remote	0	1,121
Total	348	1,121
0457122		
Vote Center	122	2,846
Vote by Mail	1,074	2,846
Remote	0	2,846
Total	1,196	2,846
0457187		
Vote Center	126	2,922
Vote by Mail	1,065	2,922
Remote	0	2,922
Total	1,191	2,922

Precinct	AABHASH "ABG" GAUTAM (REP)		ATHENA SINGH (DEM)	
0457113				
Vote Center	5	4.46%	3	2.68%
Vote by Mail	16	2.47%	37	5.70%
Remote	0		0	
Total	21	2.76%	40	5.26%
0457114				
Vote Center	10	7.19%	5	3.60%
Vote by Mail	39	3.29%	74	6.23%
Remote	0		0	
Total	49	3.70%	79	5.96%
0457117				
Vote Center	7	7.00%	5	5.00%
Vote by Mail	30	3.13%	72	7.52%
Remote	0		0	
Total	37	3.50%	77	7.28%
0457119				
Vote Center	4	7.02%	5	8.77%
Vote by Mail	8	2.75%	33	11.34%
Remote	0		0	
Total	12	3.45%	38	10.92%
0457122				
Vote Center	7	5.74%	8	6.56%
Vote by Mail	38	3.54%	80	7.45%
Remote	0		0	
Total	45	3.76%	88	7.36%
0457187				
Vote Center	7	5.56%	2	1.59%
Vote by Mail	27	2.54%	75	7.04%
Remote	0		0	
Total	34	2.85%	77	6.47%

Precinct	NEVA PARKER (DEM)		JOE PATTERSON (REP)		Total Votes
0457113					
Vote Center	12	10.71%	90	80.36%	110
Vote by Mail	220	33.90%	340	52.39%	613
Remote	0		0		0
Total	232	30.49%	430	56.50%	723
0457114					
Vote Center	14	10.07%	101	72.66%	130
Vote by Mail	325	27.38%	662	55.77%	1,100
Remote	0		0		0
Total	339	25.57%	763	57.54%	1,230
0457117					
Vote Center	9	9.00%	74	74.00%	95
Vote by Mail	316	33.02%	466	48.69%	884
Remote	0		0		0
Total	325	30.75%	540	51.09%	979
0457119					
Vote Center	10	17.54%	35	61.40%	54
Vote by Mail	111	38.14%	115	39.52%	267
Remote	0		0		0
Total	121	34.77%	150	43.10%	321
0457122					
Vote Center	22	18.03%	78	63.93%	115
Vote by Mail	333	31.01%	543	50.56%	994
Remote	0		0		0
Total	355	29.68%	621	51.92%	1,109
0457187					
Vote Center	22	17.46%	90	71.43%	121
Vote by Mail	348	32.68%	545	51.17%	995
Remote	0		0		0
Total	370	31.07%	635	53.32%	1,116

Precinct	Times Cast	Registered Voters
0457189		
Vote Center	104	2,336
Vote by Mail	887	2,336
Remote	0	2,336
Total	991	2,336
0457192		
Vote Center	132	1,815
Vote by Mail	825	1,815
Remote	0	1,815
Total	957	1,815
0457195		
Vote Center	32	550
Vote by Mail	244	550
Remote	0	550
Total	276	550
0457197		
Vote Center	7	59
Vote by Mail	26	59
Remote	0	59
Total	33	59
0457203		
Vote Center	141	2,355
Vote by Mail	857	2,355
Remote	0	2,355
Total	998	2,355
0457211		
Vote Center	72	1,350
Vote by Mail	519	1,350
Remote	0	1,350
Total	591	1,350

Precinct	AABHASH "ABG" GAUTAM (REP)		ATHENA SINGH (DEM)	
0457189				
Vote Center	7	6.73%	8	7.69%
Vote by Mail	36	4.06%	68	7.67%
Remote	0		0	
Total	43	4.34%	76	7.67%
0457192				
Vote Center	4	3.03%	10	7.58%
Vote by Mail	28	3.39%	68	8.24%
Remote	0		0	
Total	32	3.34%	78	8.15%
0457195				
Vote Center	1	3.13%	1	3.13%
Vote by Mail	3	1.23%	12	4.92%
Remote	0		0	
Total	4	1.45%	13	4.71%
0457197				
Vote Center	****	****	****	****
Vote by Mail	4	15.38%	1	3.85%
Remote	0		0	
Total	4	12.12%	2	6.06%
0457203				
Vote Center	9	6.38%	6	4.26%
Vote by Mail	31	3.62%	66	7.70%
Remote	0		0	
Total	40	4.01%	72	7.21%
0457211				
Vote Center	2	2.78%	1	1.39%
Vote by Mail	24	4.62%	33	6.36%
Remote	0		0	
Total	26	4.40%	34	5.75%

Precinct	NEVA PARKER (DEM)		JOE PATTERSON (REP)		Total Votes
0457189					
Vote Center	22	21.15%	61	58.65%	98
Vote by Mail	317	35.74%	410	46.22%	831
Remote	0		0		0
Total	339	34.21%	471	47.53%	929
0457192					
Vote Center	21	15.91%	92	69.70%	127
Vote by Mail	277	33.58%	386	46.79%	759
Remote	0		0		0
Total	298	31.14%	478	49.95%	886
0457195					
Vote Center	3	9.38%	25	78.13%	30
Vote by Mail	77	31.56%	133	54.51%	225
Remote	0		0		0
Total	80	28.99%	158	57.25%	255
0457197					
Vote Center	****	****	****	****	****
Vote by Mail	8	30.77%	12	46.15%	25
Remote	0		0		0
Total	8	24.24%	18	54.55%	32
0457203					
Vote Center	23	16.31%	98	69.50%	136
Vote by Mail	287	33.49%	442	51.58%	826
Remote	0		0		0
Total	310	31.06%	540	54.11%	962
0457211					
Vote Center	16	22.22%	49	68.06%	68
Vote by Mail	163	31.41%	258	49.71%	478
Remote	0		0		0
Total	179	30.29%	307	51.95%	546

Precinct	Times Cast	Registered Voters
0457313		
Vote Center	79	2,235
Vote by Mail	736	2,235
Remote	0	2,235
Total	815	2,235
0457315		
Vote Center	149	2,637
Vote by Mail	925	2,637
Remote	0	2,637
Total	1,074	2,637
0457399		
Vote Center	18	557
Vote by Mail	283	557
Remote	0	557
Total	301	557
0551241		
Vote Center		17
Vote by Mail		17
Remote		17
Total		17
0551251		
Vote Center	5	154
Vote by Mail	81	154
Remote	0	154
Total	86	154
0551267		
Vote Center		3
Vote by Mail		3
Remote		3
Total		3

Precinct	AABHASH "ABG" GAUTAM (REP)		ATHENA SINGH (DEM)	
0457313				
Vote Center	5	6.33%	6	7.59%
Vote by Mail	33	4.48%	62	8.42%
Remote	0		0	
Total	38	4.66%	68	8.34%
0457315				
Vote Center	5	3.36%	7	4.70%
Vote by Mail	32	3.46%	83	8.97%
Remote	0		0	
Total	37	3.45%	90	8.38%
0457399				
Vote Center	1	5.56%	0	0.00%
Vote by Mail	9	3.18%	13	4.59%
Remote	0		0	
Total	10	3.32%	13	4.32%
0551241				
Vote Center	****	****	****	****
Vote by Mail	****	****	****	****
Remote	0		0	
Total	****	****	****	****
0551251				
Vote Center	****	****	****	****
Vote by Mail	3	3.70%	10	12.35%
Remote	0		0	
Total	3	3.49%	10	11.63%
0551267				
Vote Center				
Vote by Mail				
Remote				
Total				

Precinct	NEVA PARKER (DEM)		JOE PATTERSON (REP)		Total Votes
0457313					
Vote Center	24	30.38%	39	49.37%	74
Vote by Mail	258	35.05%	326	44.29%	679
Remote	0		0		0
Total	282	34.60%	365	44.79%	753
0457315					
Vote Center	29	19.46%	98	65.77%	139
Vote by Mail	297	32.11%	449	48.54%	861
Remote	0		0		0
Total	326	30.35%	547	50.93%	1,000
0457399					
Vote Center	4	22.22%	11	61.11%	16
Vote by Mail	87	30.74%	163	57.60%	272
Remote	0		0		0
Total	91	30.23%	174	57.81%	288
0551241					
Vote Center	****	****	****	****	****
Vote by Mail	****	****	****	****	****
Remote	0		0		0
Total	****	****	****	****	****
0551251					
Vote Center	****	****	****	****	****
Vote by Mail	19	23.46%	39	48.15%	71
Remote	0		0		0
Total	19	22.09%	44	51.16%	76
0551267					
Vote Center					
Vote by Mail					
Remote					
Total					

Precinct	Times Cast	Registered Voters
0551301		
Vote Center	121	2,483
Vote by Mail	1,377	2,483
Remote	0	2,483
Total	1,498	2,483
0551341		
Vote Center	135	2,865
Vote by Mail	1,459	2,865
Remote	0	2,865
Total	1,594	2,865
0551347		
Vote Center		2
Vote by Mail		2
Remote		2
Total		2
0551375		
Vote Center	7	124
Vote by Mail	68	124
Remote	0	124
Total	75	124
0551382		
Vote Center	129	2,924
Vote by Mail	1,292	2,924
Remote	0	2,924
Total	1,421	2,924
0551418		
Vote Center	10	129
Vote by Mail	63	129
Remote	0	129
Total	73	129

Precinct	AABHASH "ABG" GAUTAM (REP)		ATHENA SINGH (DEM)	
0551301				
Vote Center	9	7.44%	1	0.83%
Vote by Mail	66	4.79%	86	6.25%
Remote	0		0	
Total	75	5.01%	87	5.81%
0551341				
Vote Center	13	9.63%	4	2.96%
Vote by Mail	59	4.04%	105	7.20%
Remote	0		0	
Total	72	4.52%	109	6.84%
0551347				
Vote Center	0		0	
Vote by Mail	****	****	****	****
Remote	0		0	
Total	****	****	****	****
0551375				
Vote Center	****	****	****	****
Vote by Mail	1	1.47%	6	8.82%
Remote	0		0	
Total	1	1.33%	7	9.33%
0551382				
Vote Center	6	4.65%	9	6.98%
Vote by Mail	38	2.94%	86	6.66%
Remote	0		0	
Total	44	3.10%	95	6.69%
0551418				
Vote Center	****	****	****	****
Vote by Mail	3	4.76%	3	4.76%
Remote	0		0	
Total	3	4.11%	3	4.11%

Precinct	NEVA PARKER (DEM)		JOE PATTERSON (REP)		Total Votes
0551301					
Vote Center	13	10.74%	91	75.21%	114
Vote by Mail	328	23.82%	809	58.75%	1,289
Remote	0		0		0
Total	341	22.76%	900	60.08%	1,403
0551341					
Vote Center	19	14.07%	94	69.63%	130
Vote by Mail	341	23.37%	841	57.64%	1,346
Remote	0		0		0
Total	360	22.58%	935	58.66%	1,476
0551347					
Vote Center	0		0		0
Vote by Mail	****	****	****	****	****
Remote	0		0		0
Total	****	****	****	****	****
0551375					
Vote Center	****	****	****	****	****
Vote by Mail	10	14.71%	48	70.59%	65
Remote	0		0		0
Total	10	13.33%	54	72.00%	72
0551382					
Vote Center	14	10.85%	95	73.64%	124
Vote by Mail	364	28.17%	699	54.10%	1,187
Remote	0		0		0
Total	378	26.60%	794	55.88%	1,311
0551418					
Vote Center	****	****	****	****	****
Vote by Mail	12	19.05%	37	58.73%	55
Remote	0		0		0
Total	12	16.44%	46	63.01%	64

Precinct	Times Cast	Registered Voters
0551429		
Vote Center	6	244
Vote by Mail	119	244
Remote	0	244
Total	125	244
0551473		
Vote Center	19	408
Vote by Mail	202	408
Remote	0	408
Total	221	408
0551476		
Vote Center	57	1,303
Vote by Mail	704	1,303
Remote	0	1,303
Total	761	1,303
0551501		
Vote Center	10	356
Vote by Mail	195	356
Remote	0	356
Total	205	356
0551503		
Vote Center		6
Vote by Mail		6
Remote		6
Total		6
0551504		
Vote Center	91	1,887
Vote by Mail	882	1,887
Remote	0	1,887
Total	973	1,887

Precinct	AABHASH "ABG" GAUTAM (REP)		ATHENA SINGH (DEM)	
0551429				
Vote Center	****	****	****	****
Vote by Mail	8	6.72%	8	6.72%
Remote	0		0	
Total	9	7.20%	8	6.40%
0551473				
Vote Center	0	0.00%	0	0.00%
Vote by Mail	15	7.43%	8	3.96%
Remote	0		0	
Total	15	6.79%	8	3.62%
0551476				
Vote Center	0	0.00%	3	5.26%
Vote by Mail	26	3.69%	47	6.68%
Remote	0		0	
Total	26	3.42%	50	6.57%
0551501				
Vote Center	****	****	****	****
Vote by Mail	15	7.69%	7	3.59%
Remote	0		0	
Total	15	7.32%	8	3.90%
0551503				
Vote Center	0		0	
Vote by Mail	****	****	****	****
Remote	0		0	
Total	****	****	****	****
0551504				
Vote Center	5	5.49%	5	5.49%
Vote by Mail	33	3.74%	67	7.60%
Remote	0		0	
Total	38	3.91%	72	7.40%

Precinct	NEVA PARKER (DEM)		JOE PATTERSON (REP)		Total Votes
0551429					
Vote Center	****	****	****	****	****
Vote by Mail	28	23.53%	66	55.46%	110
Remote	0		0		0
Total	30	24.00%	68	54.40%	115
0551473					
Vote Center	3	15.79%	15	78.95%	18
Vote by Mail	51	25.25%	109	53.96%	183
Remote	0		0		0
Total	54	24.43%	124	56.11%	201
0551476					
Vote Center	9	15.79%	42	73.68%	54
Vote by Mail	156	22.16%	415	58.95%	644
Remote	0		0		0
Total	165	21.68%	457	60.05%	698
0551501					
Vote Center	****	****	****	****	****
Vote by Mail	48	24.62%	113	57.95%	183
Remote	0		0		0
Total	50	24.39%	120	58.54%	193
0551503					
Vote Center	0		0		0
Vote by Mail	****	****	****	****	****
Remote	0		0		0
Total	****	****	****	****	****
0551504					
Vote Center	13	14.29%	63	69.23%	86
Vote by Mail	286	32.43%	426	48.30%	812
Remote	0		0		0
Total	299	30.73%	489	50.26%	898

Precinct	Times Cast	Registered Voters
0551507		
Vote Center	173	3,735
Vote by Mail	1,896	3,735
Remote	0	3,735
Total	2,069	3,735
0551537		
Vote Center	135	2,885
Vote by Mail	1,616	2,885
Remote	0	2,885
Total	1,751	2,885
0551553		
Vote Center	249	2,863
Vote by Mail	1,396	2,863
Remote	0	2,863
Total	1,645	2,863
0551564		
Vote Center	14	276
Vote by Mail	138	276
Remote	0	276
Total	152	276
0551574		
Vote Center	49	582
Vote by Mail	280	582
Remote	0	582
Total	329	582
0551585		
Vote Center	20	247
Vote by Mail	131	247
Remote	0	247
Total	151	247

Precinct	AABHASH "ABG" GAUTAM (REP)		ATHENA SINGH (DEM)	
0551507				
Vote Center	9	5.20%	11	6.36%
Vote by Mail	70	3.69%	123	6.49%
Remote	0		0	
Total	79	3.82%	134	6.48%
0551537				
Vote Center	5	3.70%	5	3.70%
Vote by Mail	49	3.03%	108	6.68%
Remote	0		0	
Total	54	3.08%	113	6.45%
0551553				
Vote Center	15	6.02%	12	4.82%
Vote by Mail	47	3.37%	98	7.02%
Remote	0		0	
Total	62	3.77%	110	6.69%
0551564				
Vote Center	0	0.00%	0	0.00%
Vote by Mail	8	5.80%	9	6.52%
Remote	0		0	
Total	8	5.26%	9	5.92%
0551574				
Vote Center	5	10.20%	3	6.12%
Vote by Mail	7	2.50%	16	5.71%
Remote	0		0	
Total	12	3.65%	19	5.78%
0551585				
Vote Center	1	5.00%	1	5.00%
Vote by Mail	9	6.87%	16	12.21%
Remote	0		0	
Total	10	6.62%	17	11.26%

Precinct	NEVA PARKER (DEM)		JOE PATTERSON (REP)		Total Votes
0551507					
Vote Center	29	16.76%	120	69.36%	169
Vote by Mail	530	27.95%	1,012	53.38%	1,735
Remote	0		0		0
Total	559	27.02%	1,132	54.71%	1,904
0551537					
Vote Center	25	18.52%	92	68.15%	127
Vote by Mail	441	27.29%	891	55.14%	1,489
Remote	0		0		0
Total	466	26.61%	983	56.14%	1,616
0551553					
Vote Center	28	11.24%	182	73.09%	237
Vote by Mail	397	28.44%	745	53.37%	1,287
Remote	0		0		0
Total	425	25.84%	927	56.35%	1,524
0551564					
Vote Center	4	28.57%	9	64.29%	13
Vote by Mail	34	24.64%	82	59.42%	133
Remote	0		0		0
Total	38	25.00%	91	59.87%	146
0551574					
Vote Center	9	18.37%	28	57.14%	45
Vote by Mail	88	31.43%	148	52.86%	259
Remote	0		0		0
Total	97	29.48%	176	53.50%	304
0551585					
Vote Center	2	10.00%	14	70.00%	18
Vote by Mail	44	33.59%	52	39.69%	121
Remote	0		0		0
Total	46	30.46%	66	43.71%	139

Precinct	Times Cast	Registered Voters
0551591		
Vote Center	3	24
Vote by Mail	12	24
Remote	0	24
Total	15	24
0552001		
Vote Center	75	1,647
Vote by Mail	1,004	1,647
Remote	0	1,647
Total	1,079	1,647
0552003		
Vote Center	104	1,707
Vote by Mail	908	1,707
Remote	0	1,707
Total	1,012	1,707
0552005		
Vote Center	142	2,787
Vote by Mail	1,262	2,787
Remote	0	2,787
Total	1,404	2,787
0552012		
Vote Center	132	2,697
Vote by Mail	1,173	2,697
Remote	0	2,697
Total	1,305	2,697
0552019		
Vote Center	21	567
Vote by Mail	296	567
Remote	0	567
Total	317	567

Precinct	AABHASH "ABG" GAUTAM (REP)		ATHENA SINGH (DEM)	
0551591				
Vote Center	****	****	****	****
Vote by Mail	2	16.67%	1	8.33%
Remote	0		0	
Total	2	13.33%	1	6.67%
0552001				
Vote Center	4	5.33%	7	9.33%
Vote by Mail	37	3.69%	66	6.57%
Remote	0		0	
Total	41	3.80%	73	6.77%
0552003				
Vote Center	3	2.88%	2	1.92%
Vote by Mail	32	3.52%	83	9.14%
Remote	0		0	
Total	35	3.46%	85	8.40%
0552005				
Vote Center	8	5.63%	9	6.34%
Vote by Mail	65	5.15%	119	9.43%
Remote	0		0	
Total	73	5.20%	128	9.12%
0552012				
Vote Center	9	6.82%	11	8.33%
Vote by Mail	37	3.15%	100	8.53%
Remote	0		0	
Total	46	3.52%	111	8.51%
0552019				
Vote Center	1	4.76%	0	0.00%
Vote by Mail	11	3.72%	26	8.78%
Remote	0		0	
Total	12	3.79%	26	8.20%

Precinct	NEVA PARKER (DEM)		JOE PATTERSON (REP)		Total Votes
0551591					
Vote Center	****	****	****	****	****
Vote by Mail	3	25.00%	5	41.67%	11
Remote	0		0		0
Total	3	20.00%	8	53.33%	14
0552001					
Vote Center	19	25.33%	42	56.00%	72
Vote by Mail	327	32.57%	522	51.99%	952
Remote	0		0		0
Total	346	32.07%	564	52.27%	1,024
0552003					
Vote Center	20	19.23%	75	72.12%	100
Vote by Mail	329	36.23%	400	44.05%	844
Remote	0		0		0
Total	349	34.49%	475	46.94%	944
0552005					
Vote Center	29	20.42%	84	59.15%	130
Vote by Mail	471	37.32%	490	38.83%	1,145
Remote	0		0		0
Total	500	35.61%	574	40.88%	1,275
0552012					
Vote Center	20	15.15%	79	59.85%	119
Vote by Mail	440	37.51%	476	40.58%	1,053
Remote	0		0		0
Total	460	35.25%	555	42.53%	1,172
0552019					
Vote Center	6	28.57%	13	61.90%	20
Vote by Mail	107	36.15%	138	46.62%	282
Remote	0		0		0
Total	113	35.65%	151	47.63%	302

Precinct	Times Cast	Registered Voters
0552020		
Vote Center	17	352
Vote by Mail	194	352
Remote	0	352
Total	211	352
0552023		
Vote Center		4
Vote by Mail		4
Remote		4
Total		4
0552028		
Vote Center		24
Vote by Mail		24
Remote		24
Total		24
Placer County - Total	122,159	252,758
Cumulative		
Cumulative		
Vote Center	0	0
Vote by Mail	0	0
Remote	0	0
Total	0	0
Cumulative - Total	0	0
County - Total	122,159	252,758

Precinct	AABHASH "ABG" GAUTAM (REP)		ATHENA SINGH (DEM)	
0552020				
Vote Center	3	17.65%	1	5.88%
Vote by Mail	13	6.70%	16	8.25%
Remote	0		0	
Total	16	7.58%	17	8.06%
0552023				
Vote Center				
Vote by Mail				
Remote				
Total				
0552028				
Vote Center	****	****	****	****
Vote by Mail	****	****	****	****
Remote	0		0	
Total	****	****	****	****
Placer County - Total	4,783	3.92%	7,999	6.55%
Cumulative				
Cumulative				
Vote Center	0		0	
Vote by Mail	0		0	
Remote	0		0	
Total	0		0	
Cumulative - Total	0		0	
County - Total	4,783	3.92%	7,999	6.55%

Precinct	NEVA PARKER (DEM)		JOE PATTERSON (REP)		Total Votes
0552020					
Vote Center	2	11.76%	11	64.71%	17
Vote by Mail	50	25.77%	95	48.97%	174
Remote	0		0		0
Total	52	24.64%	106	50.24%	191
0552023					
Vote Center					
Vote by Mail					
Remote					
Total					
0552028					
Vote Center	****	****	****	****	****
Vote by Mail	****	****	****	****	****
Remote	0		0		0
Total	****	****	****	****	****
Placer County - Total	35,597	29.14%	65,182	53.36%	113,561
Cumulative					
Cumulative					
Vote Center	0		0		0
Vote by Mail	0		0		0
Remote	0		0		0
Total	0		0		0
Cumulative - Total	0		0		0
County - Total	35,597	29.14%	65,182	53.36%	113,561

PLACER CO. SUPERVISOR 3RD DISTRICT (Vote for 1) **** - Insufficient Turnout to Protect Voter Privacy

Precinct		Times Cast	Registered Voters
County			
Placer County			
0351144			
Vote Center		3	169
Vote by Mail		83	169
Remote		0	169
Total		86	169
0351219			
Vote Center		111	1,760
Vote by Mail		873	1,760
Remote		0	1,760
Total		984	1,760
0351286			
Vote Center			2
Vote by Mail			2
Remote			2
Total			2
0351320			
Vote Center		93	1,982
Vote by Mail		924	1,982
Remote		0	1,982
Total		1,017	1,982
0351416			
Vote Center		0	42
Vote by Mail		19	42
Remote		0	42
Total		19	42

Precinct		DAVE BUTLER		ANTHONY M. DEMATTEI	
County					
Placer County					
0351144					
Vote Center		****	****	****	****
Vote by Mail		12	14.46%	33	39.76%
Remote		0		0	
Total		12	13.95%	34	39.53%
0351219					
Vote Center		6	5.41%	64	57.66%
Vote by Mail		135	15.46%	438	50.17%
Remote		0		0	
Total		141	14.33%	502	51.02%
0351286					
Vote Center					
Vote by Mail					
Remote					
Total					
0351320					
Vote Center		17	18.28%	33	35.48%
Vote by Mail		165	17.86%	345	37.34%
Remote		0		0	
Total		182	17.90%	378	37.17%
0351416					
Vote Center		0		0	
Vote by Mail		5	26.32%	9	47.37%
Remote		0		0	
Total		5	26.32%	9	47.37%

Precinct	MIKE MURRAY		Total Votes
County			
Placer County			
0351144			
Vote Center	****	****	****
Vote by Mail	30	36.14%	75
Remote	0		0
Total	31	36.05%	77
0351219			
Vote Center	35	31.53%	105
Vote by Mail	216	24.74%	789
Remote	0		0
Total	251	25.51%	894
0351286			
Vote Center			
Vote by Mail			
Remote			
Total			
0351320			
Vote Center	31	33.33%	81
Vote by Mail	287	31.06%	797
Remote	0		0
Total	318	31.27%	878
0351416			
Vote Center	0		0
Vote by Mail	5	26.32%	19
Remote	0		0
Total	5	26.32%	19

Precinct	Times Cast	Registered Voters
0355001		
Vote Center	226	2,721
Vote by Mail	1,158	2,721
Remote	0	2,721
Total	1,384	2,721
0355008		
Vote Center	177	2,205
Vote by Mail	992	2,205
Remote	0	2,205
Total	1,169	2,205
0356001		
Vote Center	123	2,109
Vote by Mail	693	2,109
Remote	0	2,109
Total	816	2,109
0356004		
Vote Center	139	2,283
Vote by Mail	917	2,283
Remote	0	2,283
Total	1,056	2,283
0356006		
Vote Center	87	1,482
Vote by Mail	675	1,482
Remote	0	1,482
Total	762	1,482
0356009		
Vote Center	129	2,390
Vote by Mail	894	2,390
Remote	0	2,390
Total	1,023	2,390

Precinct	DAVE BUTLER		ANTHONY M. DEMATTEI	
0355001				
Vote Center	30	13.27%	84	37.17%
Vote by Mail	252	21.76%	433	37.39%
Remote	0		0	
Total	282	20.38%	517	37.36%
0355008				
Vote Center	43	24.29%	54	30.51%
Vote by Mail	186	18.75%	410	41.33%
Remote	0		0	
Total	229	19.59%	464	39.69%
0356001				
Vote Center	21	17.07%	28	22.76%
Vote by Mail	158	22.80%	202	29.15%
Remote	0		0	
Total	179	21.94%	230	28.19%
0356004				
Vote Center	28	20.14%	26	18.71%
Vote by Mail	224	24.43%	236	25.74%
Remote	0		0	
Total	252	23.86%	262	24.81%
0356006				
Vote Center	19	21.84%	23	26.44%
Vote by Mail	167	24.74%	197	29.19%
Remote	0		0	
Total	186	24.41%	220	28.87%
0356009				
Vote Center	26	20.16%	32	24.81%
Vote by Mail	231	25.84%	229	25.62%
Remote	0		0	
Total	257	25.12%	261	25.51%

Precinct	MIKE MURRAY		Total Votes
0355001			
Vote Center	90	39.82%	204
Vote by Mail	338	29.19%	1,023
Remote	0		0
Total	428	30.92%	1,227
0355008			
Vote Center	66	37.29%	163
Vote by Mail	287	28.93%	883
Remote	0		0
Total	353	30.20%	1,046
0356001			
Vote Center	64	52.03%	113
Vote by Mail	236	34.05%	596
Remote	0		0
Total	300	36.76%	709
0356004			
Vote Center	75	53.96%	129
Vote by Mail	327	35.66%	787
Remote	0		0
Total	402	38.07%	916
0356006			
Vote Center	38	43.68%	80
Vote by Mail	238	35.26%	602
Remote	0		0
Total	276	36.22%	682
0356009			
Vote Center	54	41.86%	112
Vote by Mail	297	33.22%	757
Remote	0		0
Total	351	34.31%	869

Precinct	Times Cast	Registered Voters
0356013		
Vote Center	114	2,875
Vote by Mail	1,026	2,875
Remote	0	2,875
Total	1,140	2,875
0356015		
Vote Center	239	2,780
Vote by Mail	1,115	2,780
Remote	0	2,780
Total	1,354	2,780
0356017		
Vote Center	184	2,944
Vote by Mail	1,246	2,944
Remote	0	2,944
Total	1,430	2,944
0356018		
Vote Center	135	2,800
Vote by Mail	1,013	2,800
Remote	0	2,800
Total	1,148	2,800
0356019		
Vote Center	107	2,240
Vote by Mail	760	2,240
Remote	0	2,240
Total	867	2,240
0356021		
Vote Center	96	1,995
Vote by Mail	655	1,995
Remote	0	1,995
Total	751	1,995

Precinct	DAVE BUTLER		ANTHONY M. DEMATTEI	
0356013				
Vote Center	12	10.53%	27	23.68%
Vote by Mail	231	22.51%	288	28.07%
Remote	0		0	
Total	243	21.32%	315	27.63%
0356015				
Vote Center	55	23.01%	47	19.67%
Vote by Mail	320	28.70%	301	27.00%
Remote	0		0	
Total	375	27.70%	348	25.70%
0356017				
Vote Center	56	30.43%	41	22.28%
Vote by Mail	361	28.97%	302	24.24%
Remote	0		0	
Total	417	29.16%	343	23.99%
0356018				
Vote Center	18	13.33%	28	20.74%
Vote by Mail	303	29.91%	225	22.21%
Remote	0		0	
Total	321	27.96%	253	22.04%
0356019				
Vote Center	24	22.43%	18	16.82%
Vote by Mail	207	27.24%	176	23.16%
Remote	0		0	
Total	231	26.64%	194	22.38%
0356021				
Vote Center	12	12.50%	19	19.79%
Vote by Mail	199	30.38%	155	23.66%
Remote	0		0	
Total	211	28.10%	174	23.17%

Precinct	MIKE MURRAY		Total Votes
0356013			
Vote Center	65	57.02%	104
Vote by Mail	367	35.77%	886
Remote	0		0
Total	432	37.89%	990
0356015			
Vote Center	120	50.21%	222
Vote by Mail	393	35.25%	1,014
Remote	0		0
Total	513	37.89%	1,236
0356017			
Vote Center	68	36.96%	165
Vote by Mail	417	33.47%	1,080
Remote	0		0
Total	485	33.92%	1,245
0356018			
Vote Center	75	55.56%	121
Vote by Mail	373	36.82%	901
Remote	0		0
Total	448	39.02%	1,022
0356019			
Vote Center	50	46.73%	92
Vote by Mail	262	34.47%	645
Remote	0		0
Total	312	35.99%	737
0356021			
Vote Center	57	59.38%	88
Vote by Mail	212	32.37%	566
Remote	0		0
Total	269	35.82%	654

Precinct	Times Cast	Registered Voters
0356029		
Vote Center	30	762
Vote by Mail	312	762
Remote	0	762
Total	342	762
0356032		
Vote Center	55	872
Vote by Mail	454	872
Remote	0	872
Total	509	872
0356033		
Vote Center	62	954
Vote by Mail	477	954
Remote	0	954
Total	539	954
0356034		
Vote Center	133	2,535
Vote by Mail	1,033	2,535
Remote	0	2,535
Total	1,166	2,535
0356037		
Vote Center	83	1,861
Vote by Mail	624	1,861
Remote	0	1,861
Total	707	1,861
0356038		
Vote Center	119	2,711
Vote by Mail	1,022	2,711
Remote	0	2,711
Total	1,141	2,711

Precinct	DAVE BUTLER		ANTHONY M. DEMATTEI	
0356029				
Vote Center	7	23.33%	6	20.00%
Vote by Mail	83	26.60%	70	22.44%
Remote	0		0	
Total	90	26.32%	76	22.22%
0356032				
Vote Center	15	27.27%	10	18.18%
Vote by Mail	140	30.84%	122	26.87%
Remote	0		0	
Total	155	30.45%	132	25.93%
0356033				
Vote Center	14	22.58%	10	16.13%
Vote by Mail	131	27.46%	121	25.37%
Remote	0		0	
Total	145	26.90%	131	24.30%
0356034				
Vote Center	44	33.08%	17	12.78%
Vote by Mail	382	36.98%	223	21.59%
Remote	0		0	
Total	426	36.54%	240	20.58%
0356037				
Vote Center	16	19.28%	19	22.89%
Vote by Mail	191	30.61%	124	19.87%
Remote	0		0	
Total	207	29.28%	143	20.23%
0356038				
Vote Center	46	38.66%	24	20.17%
Vote by Mail	359	35.13%	233	22.80%
Remote	0		0	
Total	405	35.50%	257	22.52%

Precinct	MIKE MURRAY		Total Votes
0356029			
Vote Center	16	53.33%	29
Vote by Mail	138	44.23%	291
Remote	0		0
Total	154	45.03%	320
0356032			
Vote Center	28	50.91%	53
Vote by Mail	144	31.72%	406
Remote	0		0
Total	172	33.79%	459
0356033			
Vote Center	35	56.45%	59
Vote by Mail	168	35.22%	420
Remote	0		0
Total	203	37.66%	479
0356034			
Vote Center	62	46.62%	123
Vote by Mail	317	30.69%	922
Remote	0		0
Total	379	32.50%	1,045
0356037			
Vote Center	41	49.40%	76
Vote by Mail	242	38.78%	557
Remote	0		0
Total	283	40.03%	633
0356038			
Vote Center	44	36.97%	114
Vote by Mail	320	31.31%	912
Remote	0		0
Total	364	31.90%	1,026

Precinct	Times Cast	Registered Voters
0356040		
Vote Center	132	2,636
Vote by Mail	1,194	2,636
Remote	0	2,636
Total	1,326	2,636
0356043		
Vote Center	171	2,940
Vote by Mail	1,491	2,940
Remote	0	2,940
Total	1,662	2,940
0356047		
Vote Center	90	1,252
Vote by Mail	521	1,252
Remote	0	1,252
Total	611	1,252
0356048		
Vote Center	68	2,183
Vote by Mail	877	2,183
Remote	0	2,183
Total	945	2,183
0356049		
Vote Center	91	2,246
Vote by Mail	786	2,246
Remote	0	2,246
Total	877	2,246
0356050		
Vote Center	80	1,314
Vote by Mail	412	1,314
Remote	0	1,314
Total	492	1,314

Precinct	DAVE BUTLER		ANTHONY M. DEMATTEI	
0356040				
Vote Center	29	21.97%	25	18.94%
Vote by Mail	374	31.32%	282	23.62%
Remote	0		0	
Total	403	30.39%	307	23.15%
0356043				
Vote Center	37	21.64%	28	16.37%
Vote by Mail	398	26.69%	398	26.69%
Remote	0		0	
Total	435	26.17%	426	25.63%
0356047				
Vote Center	23	25.56%	19	21.11%
Vote by Mail	141	27.06%	128	24.57%
Remote	0		0	
Total	164	26.84%	147	24.06%
0356048				
Vote Center	17	25.00%	12	17.65%
Vote by Mail	232	26.45%	199	22.69%
Remote	0		0	
Total	249	26.35%	211	22.33%
0356049				
Vote Center	19	20.88%	16	17.58%
Vote by Mail	191	24.30%	173	22.01%
Remote	0		0	
Total	210	23.95%	189	21.55%
0356050				
Vote Center	19	23.75%	14	17.50%
Vote by Mail	123	29.85%	85	20.63%
Remote	0		0	
Total	142	28.86%	99	20.12%

Precinct	MIKE MURRAY		Total Votes
0356040			
Vote Center	62	46.97%	116
Vote by Mail	402	33.67%	1,058
Remote	0		0
Total	464	34.99%	1,174
0356043			
Vote Center	89	52.05%	154
Vote by Mail	504	33.80%	1,300
Remote	0		0
Total	593	35.68%	1,454
0356047			
Vote Center	43	47.78%	85
Vote by Mail	199	38.20%	468
Remote	0		0
Total	242	39.61%	553
0356048			
Vote Center	33	48.53%	62
Vote by Mail	336	38.31%	767
Remote	0		0
Total	369	39.05%	829
0356049			
Vote Center	46	50.55%	81
Vote by Mail	322	40.97%	686
Remote	0		0
Total	368	41.96%	767
0356050			
Vote Center	42	52.50%	75
Vote by Mail	148	35.92%	356
Remote	0		0
Total	190	38.62%	431

Precinct	Times Cast	Registered Voters
0356052		
Vote Center	0	0
Vote by Mail	0	0
Remote	0	0
Total	0	0
0356058		
Vote Center	2	61
Vote by Mail	28	61
Remote	0	61
Total	30	61
Placer County - Total	25,353	55,106
Cumulative		
Cumulative		
Vote Center	0	0
Vote by Mail	0	0
Remote	0	0
Total	0	0
Cumulative - Total	0	0
County - Total	25,353	55,106

Precinct	DAVE BUTLER		ANTHONY M. DEMATTEI	
0356052				
Vote Center	0		0	
Vote by Mail	0		0	
Remote	0		0	
Total	0		0	
0356058				
Vote Center	****	****	****	****
Vote by Mail	11	39.29%	9	32.14%
Remote	0		0	
Total	12	40.00%	10	33.33%
Placer County - Total	6,566	25.90%	6,872	27.11%
Cumulative				
Cumulative				
Vote Center	0		0	
Vote by Mail	0		0	
Remote	0		0	
Total	0		0	
Cumulative - Total	0		0	
County - Total	6,566	25.90%	6,872	27.11%

Precinct	MIKE MURRAY		Total Votes
0356052			
Vote Center	0		0
Vote by Mail	0		0
Remote	0		0
Total	0		0
0356058			
Vote Center	****	****	****
Vote by Mail	8	28.57%	28
Remote	0		0
Total	8	26.67%	30
Placer County - Total	8,963	35.35%	22,401
Cumulative			
Cumulative			
Vote Center	0		0
Vote by Mail	0		0
Remote	0		0
Total	0		0
Cumulative - Total	0		0
County - Total	8,963	35.35%	22,401

PLACER CO. SUPERVISOR 4TH DISTRICT (Vote for 1) **** - Insufficient Turnout to Protect Voter Privacy

Precinct		Times Cast	Registered Voters
County			
Placer County			
0451110			
Vote Center		28	431
Vote by Mail		175	431
Remote		0	431
Total		203	431
0451114			
Vote Center			9
Vote by Mail			9
Remote			9
Total			9
0451116			
Vote Center		30	677
Vote by Mail		330	677
Remote		0	677
Total		360	677
0451201			
Vote Center		217	2,924
Vote by Mail		1,384	2,924
Remote		0	2,924
Total		1,601	2,924
0451205			
Vote Center		210	2,371
Vote by Mail		1,052	2,371
Remote		0	2,371
Total		1,262	2,371

Precinct		KAREN HENSON		SUZANNE JONES	
County					
Placer County					
0451110					
Vote Center		3	10.71%	13	46.43%
Vote by Mail		23	13.14%	99	56.57%
Remote		0		0	
Total		26	12.81%	112	55.17%
0451114					
Vote Center		0		0	
Vote by Mail		****	****	****	****
Remote		0		0	
Total		****	****	****	****
0451116					
Vote Center		3	10.00%	15	50.00%
Vote by Mail		23	6.97%	196	59.39%
Remote		0		0	
Total		26	7.22%	211	58.61%
0451201					
Vote Center		31	14.29%	117	53.92%
Vote by Mail		115	8.31%	831	60.04%
Remote		0		0	
Total		146	9.12%	948	59.21%
0451205					
Vote Center		24	11.43%	123	58.57%
Vote by Mail		95	9.03%	629	59.79%
Remote		0		0	
Total		119	9.43%	752	59.59%

Precinct	JEFF MOSS		Total Votes
County			
Placer County			
0451110			
Vote Center	12	42.86%	28
Vote by Mail	36	20.57%	158
Remote	0		0
Total	48	23.65%	186
0451114			
Vote Center	0		0
Vote by Mail	****	****	****
Remote	0		0
Total	****	****	****
0451116			
Vote Center	12	40.00%	30
Vote by Mail	74	22.42%	293
Remote	0		0
Total	86	23.89%	323
0451201			
Vote Center	57	26.27%	205
Vote by Mail	337	24.35%	1,283
Remote	0		0
Total	394	24.61%	1,488
0451205			
Vote Center	52	24.76%	199
Vote by Mail	218	20.72%	942
Remote	0		0
Total	270	21.39%	1,141

Precinct	Times Cast	Registered Voters
0451207		
Vote Center	222	2,676
Vote by Mail	1,167	2,676
Remote	0	2,676
Total	1,389	2,676
0451209		
Vote Center	225	2,563
Vote by Mail	1,155	2,563
Remote	0	2,563
Total	1,380	2,563
0451301		
Vote Center		8
Vote by Mail		8
Remote		8
Total		8
0451302		
Vote Center	208	2,502
Vote by Mail	1,212	2,502
Remote	0	2,502
Total	1,420	2,502
0451310		
Vote Center	213	2,976
Vote by Mail	1,335	2,976
Remote	0	2,976
Total	1,548	2,976
0451317		
Vote Center	104	1,938
Vote by Mail	983	1,938
Remote	0	1,938
Total	1,087	1,938

Precinct	KAREN HENSON		SUZANNE JONES	
0451207				
Vote Center	21	9.46%	114	51.35%
Vote by Mail	104	8.91%	706	60.50%
Remote	0		0	
Total	125	9.00%	820	59.04%
0451209				
Vote Center	39	17.33%	99	44.00%
Vote by Mail	122	10.56%	652	56.45%
Remote	0		0	
Total	161	11.67%	751	54.42%
0451301				
Vote Center	****	****	****	****
Vote by Mail	****	****	****	****
Remote	0		0	
Total	****	****	****	****
0451302				
Vote Center	44	21.15%	118	56.73%
Vote by Mail	162	13.37%	754	62.21%
Remote	0		0	
Total	206	14.51%	872	61.41%
0451310				
Vote Center	28	13.15%	95	44.60%
Vote by Mail	158	11.84%	756	56.63%
Remote	0		0	
Total	186	12.02%	851	54.97%
0451317				
Vote Center	22	21.15%	39	37.50%
Vote by Mail	146	14.85%	450	45.78%
Remote	0		0	
Total	168	15.46%	489	44.99%

Precinct	JEFF MOSS		Total Votes
0451207			
Vote Center	67	30.18%	202
Vote by Mail	262	22.45%	1,072
Remote	0		0
Total	329	23.69%	1,274
0451209			
Vote Center	71	31.56%	209
Vote by Mail	286	24.76%	1,060
Remote	0		0
Total	357	25.87%	1,269
0451301			
Vote Center	****	****	****
Vote by Mail	****	****	****
Remote	0		0
Total	****	****	****
0451302			
Vote Center	35	16.83%	197
Vote by Mail	223	18.40%	1,139
Remote	0		0
Total	258	18.17%	1,336
0451310			
Vote Center	71	33.33%	194
Vote by Mail	326	24.42%	1,240
Remote	0		0
Total	397	25.65%	1,434
0451317			
Vote Center	30	28.85%	91
Vote by Mail	279	28.38%	875
Remote	0		0
Total	309	28.43%	966

Precinct	Times Cast	Registered Voters
0451401		
Vote Center	196	3,400
Vote by Mail	1,755	3,400
Remote	0	3,400
Total	1,951	3,400
0457000		
Vote Center	0	0
Vote by Mail	0	0
Remote	0	0
Total	0	0
0457102		
Vote Center	102	1,582
Vote by Mail	777	1,582
Remote	0	1,582
Total	879	1,582
0457109		
Vote Center	200	2,728
Vote by Mail	1,158	2,728
Remote	0	2,728
Total	1,358	2,728
0457113		
Vote Center	112	1,410
Vote by Mail	649	1,410
Remote	0	1,410
Total	761	1,410
0457114		
Vote Center	139	2,542
Vote by Mail	1,187	2,542
Remote	0	2,542
Total	1,326	2,542

Precinct	KAREN HENSON		SUZANNE JONES	
0451401				
Vote Center	32	16.33%	83	42.35%
Vote by Mail	210	11.97%	954	54.36%
Remote	0		0	
Total	242	12.40%	1,037	53.15%
0457000				
Vote Center	0		0	
Vote by Mail	0		0	
Remote	0		0	
Total	0		0	
0457102				
Vote Center	18	17.65%	52	50.98%
Vote by Mail	85	10.94%	458	58.94%
Remote	0		0	
Total	103	11.72%	510	58.02%
0457109				
Vote Center	34	17.00%	96	48.00%
Vote by Mail	157	13.56%	637	55.01%
Remote	0		0	
Total	191	14.06%	733	53.98%
0457113				
Vote Center	22	19.64%	65	58.04%
Vote by Mail	76	11.71%	384	59.17%
Remote	0		0	
Total	98	12.88%	449	59.00%
0457114				
Vote Center	23	16.55%	75	53.96%
Vote by Mail	154	12.97%	720	60.66%
Remote	0		0	
Total	177	13.35%	795	59.95%

Precinct	JEFF MOSS		Total Votes
0451401			
Vote Center	66	33.67%	181
Vote by Mail	429	24.44%	1,593
Remote	0		0
Total	495	25.37%	1,774
0457000			
Vote Center	0		0
Vote by Mail	0		0
Remote	0		0
Total	0		0
0457102			
Vote Center	24	23.53%	94
Vote by Mail	139	17.89%	682
Remote	0		0
Total	163	18.54%	776
0457109			
Vote Center	53	26.50%	183
Vote by Mail	246	21.24%	1,040
Remote	0		0
Total	299	22.02%	1,223
0457113			
Vote Center	17	15.18%	104
Vote by Mail	109	16.80%	569
Remote	0		0
Total	126	16.56%	673
0457114			
Vote Center	33	23.74%	131
Vote by Mail	201	16.93%	1,075
Remote	0		0
Total	234	17.65%	1,206

Precinct	Times Cast	Registered Voters
0457117		
Vote Center	100	1,850
Vote by Mail	957	1,850
Remote	0	1,850
Total	1,057	1,850
0457119		
Vote Center	57	1,121
Vote by Mail	291	1,121
Remote	0	1,121
Total	348	1,121
0457122		
Vote Center	122	2,846
Vote by Mail	1,074	2,846
Remote	0	2,846
Total	1,196	2,846
0457187		
Vote Center	126	2,922
Vote by Mail	1,065	2,922
Remote	0	2,922
Total	1,191	2,922
0457189		
Vote Center	104	2,336
Vote by Mail	887	2,336
Remote	0	2,336
Total	991	2,336
0457192		
Vote Center	132	1,815
Vote by Mail	825	1,815
Remote	0	1,815
Total	957	1,815

Precinct	KAREN HENSON		SUZANNE JONES	
0457117				
Vote Center	15	15.00%	46	46.00%
Vote by Mail	107	11.18%	542	56.64%
Remote	0		0	
Total	122	11.54%	588	55.63%
0457119				
Vote Center	8	14.04%	27	47.37%
Vote by Mail	34	11.68%	147	50.52%
Remote	0		0	
Total	42	12.07%	174	50.00%
0457122				
Vote Center	25	20.49%	62	50.82%
Vote by Mail	155	14.43%	557	51.86%
Remote	0		0	
Total	180	15.05%	619	51.76%
0457187				
Vote Center	16	12.70%	56	44.44%
Vote by Mail	137	12.86%	597	56.06%
Remote	0		0	
Total	153	12.85%	653	54.83%
0457189				
Vote Center	13	12.50%	61	58.65%
Vote by Mail	96	10.82%	501	56.48%
Remote	0		0	
Total	109	11.00%	562	56.71%
0457192				
Vote Center	23	17.42%	71	53.79%
Vote by Mail	94	11.39%	475	57.58%
Remote	0		0	
Total	117	12.23%	546	57.05%

Precinct	JEFF MOSS		Total Votes
0457117			
Vote Center	31	31.00%	92
Vote by Mail	200	20.90%	849
Remote	0		0
Total	231	21.85%	941
0457119			
Vote Center	16	28.07%	51
Vote by Mail	63	21.65%	244
Remote	0		0
Total	79	22.70%	295
0457122			
Vote Center	23	18.85%	110
Vote by Mail	204	18.99%	916
Remote	0		0
Total	227	18.98%	1,026
0457187			
Vote Center	39	30.95%	111
Vote by Mail	214	20.09%	948
Remote	0		0
Total	253	21.24%	1,059
0457189			
Vote Center	17	16.35%	91
Vote by Mail	183	20.63%	780
Remote	0		0
Total	200	20.18%	871
0457192			
Vote Center	26	19.70%	120
Vote by Mail	143	17.33%	712
Remote	0		0
Total	169	17.66%	832

Precinct	Times Cast	Registered Voters
0457195		
Vote Center	32	550
Vote by Mail	244	550
Remote	0	550
Total	276	550
0457197		
Vote Center	7	59
Vote by Mail	26	59
Remote	0	59
Total	33	59
0457203		
Vote Center	141	2,355
Vote by Mail	857	2,355
Remote	0	2,355
Total	998	2,355
0457211		
Vote Center	72	1,350
Vote by Mail	519	1,350
Remote	0	1,350
Total	591	1,350
0457313		
Vote Center	79	2,235
Vote by Mail	736	2,235
Remote	0	2,235
Total	815	2,235
0457315		
Vote Center	149	2,637
Vote by Mail	925	2,637
Remote	0	2,637
Total	1,074	2,637

Precinct	KAREN HENSON		SUZANNE JONES	
0457195				
Vote Center	3	9.38%	12	37.50%
Vote by Mail	33	13.52%	128	52.46%
Remote	0		0	
Total	36	13.04%	140	50.72%
0457197				
Vote Center	****	****	****	****
Vote by Mail	4	15.38%	13	50.00%
Remote	0		0	
Total	4	12.12%	17	51.52%
0457203				
Vote Center	29	20.57%	75	53.19%
Vote by Mail	100	11.67%	500	58.34%
Remote	0		0	
Total	129	12.93%	575	57.62%
0457211				
Vote Center	8	11.11%	36	50.00%
Vote by Mail	63	12.14%	289	55.68%
Remote	0		0	
Total	71	12.01%	325	54.99%
0457313				
Vote Center	13	16.46%	40	50.63%
Vote by Mail	109	14.81%	404	54.89%
Remote	0		0	
Total	122	14.97%	444	54.48%
0457315				
Vote Center	31	20.81%	69	46.31%
Vote by Mail	168	18.16%	494	53.41%
Remote	0		0	
Total	199	18.53%	563	52.42%

Precinct	JEFF MOSS		Total Votes
0457195			
Vote Center	13	40.63%	28
Vote by Mail	51	20.90%	212
Remote	0		0
Total	64	23.19%	240
0457197			
Vote Center	****	****	****
Vote by Mail	5	19.23%	22
Remote	0		0
Total	7	21.21%	28
0457203			
Vote Center	24	17.02%	128
Vote by Mail	171	19.95%	771
Remote	0		0
Total	195	19.54%	899
0457211			
Vote Center	20	27.78%	64
Vote by Mail	93	17.92%	445
Remote	0		0
Total	113	19.12%	509
0457313			
Vote Center	20	25.32%	73
Vote by Mail	116	15.76%	629
Remote	0		0
Total	136	16.69%	702
0457315			
Vote Center	26	17.45%	126
Vote by Mail	147	15.89%	809
Remote	0		0
Total	173	16.11%	935

Precinct	Times Cast	Registered Voters
0457399		
Vote Center	18	557
Vote by Mail	283	557
Remote	0	557
Total	301	557
Placer County - Total	26,366	53,370
Cumulative		
Cumulative		
Vote Center	0	0
Vote by Mail	0	0
Remote	0	0
Total	0	0
Cumulative - Total	0	0
County - Total	26,366	53,370

Precinct	KAREN HENSON		SUZANNE JONES	
0457399				
Vote Center	1	5.56%	3	16.67%
Vote by Mail	24	8.48%	140	49.47%
Remote	0		0	
Total	25	8.31%	143	47.51%
Placer County - Total	3,285	12.46%	14,685	55.70%
Cumulative				
Cumulative				
Vote Center	0		0	
Vote by Mail	0		0	
Remote	0		0	
Total	0		0	
Cumulative - Total	0		0	
County - Total	3,285	12.46%	14,685	55.70%

Precinct	JEFF MOSS		Total Votes
0457399			
Vote Center	14	77.78%	18
Vote by Mail	87	30.74%	251
Remote	0		0
Total	101	33.55%	269
Placer County - Total	5,718	21.69%	23,688
Cumulative			
Cumulative			
Vote Center	0		0
Vote by Mail	0		0
Remote	0		0
Total	0		0
Cumulative - Total	0		0
County - Total	5,718	21.69%	23,688

PLACER CO. SUPERVISOR 5TH DISTRICT (Vote for 1) **** - Insufficient Turnout to Protect Voter Privacy

Precinct		Times Cast	Registered Voters
County			
Placer County			
0511258			
Vote Center		165	2,900
Vote by Mail		1,401	2,900
Remote		0	2,900
Total		1,566	2,900
0511579			
Vote Center		101	1,905
Vote by Mail		890	1,905
Remote		0	1,905
Total		991	1,905
0511601			
Vote Center		187	2,153
Vote by Mail		936	2,153
Remote		0	2,153
Total		1,123	2,153
0511605			
Vote Center		251	2,404
Vote by Mail		1,013	2,404
Remote		0	2,404
Total		1,264	2,404
0511611			
Vote Center		111	2,518
Vote by Mail		1,047	2,518
Remote		0	2,518
Total		1,158	2,518

Precinct		CINDY GUSTAFSON		JIM HOLMES	
County					
Placer County					
0511258					
Vote Center		55	33.33%	23	13.94%
Vote by Mail		581	41.47%	237	16.92%
Remote		0		0	
Total		636	40.61%	260	16.60%
0511579					
Vote Center		43	42.57%	15	14.85%
Vote by Mail		412	46.29%	145	16.29%
Remote		0		0	
Total		455	45.91%	160	16.15%
0511601					
Vote Center		79	42.25%	24	12.83%
Vote by Mail		477	50.96%	111	11.86%
Remote		0		0	
Total		556	49.51%	135	12.02%
0511605					
Vote Center		103	41.04%	41	16.33%
Vote by Mail		544	53.70%	125	12.34%
Remote		0		0	
Total		647	51.19%	166	13.13%
0511611					
Vote Center		52	46.85%	15	13.51%
Vote by Mail		655	62.56%	66	6.30%
Remote		0		0	
Total		707	61.05%	81	6.99%

Precinct	RICK CHOWDRY		WAYNE NADER		Total Votes
County					
Placer County					
0511258					
Vote Center	20	12.12%	58	35.15%	156
Vote by Mail	127	9.06%	330	23.55%	1,275
Remote	0		0		0
Total	147	9.39%	388	24.78%	1,431
0511579					
Vote Center	8	7.92%	30	29.70%	96
Vote by Mail	59	6.63%	188	21.12%	804
Remote	0		0		0
Total	67	6.76%	218	22.00%	900
0511601					
Vote Center	23	12.30%	44	23.53%	170
Vote by Mail	50	5.34%	223	23.82%	861
Remote	0		0		0
Total	73	6.50%	267	23.78%	1,031
0511605					
Vote Center	34	13.55%	56	22.31%	234
Vote by Mail	62	6.12%	203	20.04%	934
Remote	0		0		0
Total	96	7.59%	259	20.49%	1,168
0511611					
Vote Center	8	7.21%	27	24.32%	102
Vote by Mail	61	5.83%	175	16.71%	957
Remote	0		0		0
Total	69	5.96%	202	17.44%	1,059

Precinct	Times Cast	Registered Voters
0511618		
Vote Center	224	2,723
Vote by Mail	1,128	2,723
Remote	0	2,723
Total	1,352	2,723
0511702		
Vote Center	5	91
Vote by Mail	35	91
Remote	0	91
Total	40	91
0511926		
Vote Center	182	2,687
Vote by Mail	1,054	2,687
Remote	0	2,687
Total	1,236	2,687
0511951		
Vote Center	143	2,028
Vote by Mail	629	2,028
Remote	0	2,028
Total	772	2,028
0511956		
Vote Center	6	625
Vote by Mail	246	625
Remote	0	625
Total	252	625
0511965		
Vote Center	13	671
Vote by Mail	319	671
Remote	0	671
Total	332	671

Precinct	CINDY GUSTAFSON		JIM HOLMES	
0511618				
Vote Center	80	35.71%	36	16.07%
Vote by Mail	522	46.28%	174	15.43%
Remote	0		0	
Total	602	44.53%	210	15.53%
0511702				
Vote Center	****	****	****	****
Vote by Mail	13	37.14%	7	20.00%
Remote	0		0	
Total	15	37.50%	7	17.50%
0511926				
Vote Center	106	58.24%	8	4.40%
Vote by Mail	657	62.33%	60	5.69%
Remote	0		0	
Total	763	61.73%	68	5.50%
0511951				
Vote Center	65	45.45%	8	5.59%
Vote by Mail	314	49.92%	29	4.61%
Remote	0		0	
Total	379	49.09%	37	4.79%
0511956				
Vote Center	****	****	****	****
Vote by Mail	144	58.54%	36	14.63%
Remote	0		0	
Total	148	58.73%	37	14.68%
0511965				
Vote Center	6	46.15%	0	0.00%
Vote by Mail	225	70.53%	17	5.33%
Remote	0		0	
Total	231	69.58%	17	5.12%

Precinct	RICK CHOWDRY		WAYNE NADER		Total Votes
0511618					
Vote Center	24	10.71%	64	28.57%	204
Vote by Mail	86	7.62%	215	19.06%	997
Remote	0		0		0
Total	110	8.14%	279	20.64%	1,201
0511702					
Vote Center	****	****	****	****	****
Vote by Mail	6	17.14%	5	14.29%	31
Remote	0		0		0
Total	7	17.50%	7	17.50%	36
0511926					
Vote Center	17	9.34%	44	24.18%	175
Vote by Mail	44	4.17%	227	21.54%	988
Remote	0		0		0
Total	61	4.94%	271	21.93%	1,163
0511951					
Vote Center	7	4.90%	60	41.96%	140
Vote by Mail	41	6.52%	211	33.55%	595
Remote	0		0		0
Total	48	6.22%	271	35.10%	735
0511956					
Vote Center	****	****	****	****	****
Vote by Mail	14	5.69%	19	7.72%	213
Remote	0		0		0
Total	14	5.56%	19	7.54%	218
0511965					
Vote Center	1	7.69%	6	46.15%	13
Vote by Mail	18	5.64%	34	10.66%	294
Remote	0		0		0
Total	19	5.72%	40	12.05%	307

Precinct	Times Cast	Registered Voters
0513001		
Vote Center	76	1,161
Vote by Mail	438	1,161
Remote	0	1,161
Total	514	1,161
0513002		
Vote Center	0	0
Vote by Mail	0	0
Remote	0	0
Total	0	0
0513003		
Vote Center	0	0
Vote by Mail	0	0
Remote	0	0
Total	0	0
0551241		
Vote Center		17
Vote by Mail		17
Remote		17
Total		17
0551251		
Vote Center	5	154
Vote by Mail	81	154
Remote	0	154
Total	86	154
0551267		
Vote Center		3
Vote by Mail		3
Remote		3
Total		3

Precinct	CINDY GUSTAFSON	JIM HOLMES
0513001		
Vote Center	18 23.68%	13 17.11%
Vote by Mail	214 48.86%	62 14.16%
Remote	0	0
Total	232 45.14%	75 14.59%
0513002		
Vote Center	0	0
Vote by Mail	0	0
Remote	0	0
Total	0	0
0513003		
Vote Center	0	0
Vote by Mail	0	0
Remote	0	0
Total	0	0
0551241		
Vote Center	****	****
Vote by Mail	****	****
Remote	0	0
Total	****	****
0551251		
Vote Center	****	****
Vote by Mail	19 23.46%	17 20.99%
Remote	0	0
Total	19 22.09%	17 19.77%
0551267		
Vote Center		
Vote by Mail		
Remote		
Total		

Precinct	RICK CHOWDRY		WAYNE NADER		Total Votes
0513001					
Vote Center	6	7.89%	27	35.53%	64
Vote by Mail	47	10.73%	75	17.12%	398
Remote	0		0		0
Total	53	10.31%	102	19.84%	462
0513002					
Vote Center	0		0		0
Vote by Mail	0		0		0
Remote	0		0		0
Total	0		0		0
0513003					
Vote Center	0		0		0
Vote by Mail	0		0		0
Remote	0		0		0
Total	0		0		0
0551241					
Vote Center	****	****	****	****	****
Vote by Mail	****	****	****	****	****
Remote	0		0		0
Total	****	****	****	****	****
0551251					
Vote Center	****	****	****	****	****
Vote by Mail	9	11.11%	22	27.16%	67
Remote	0		0		0
Total	9	10.47%	27	31.40%	72
0551267					
Vote Center					
Vote by Mail					
Remote					
Total					

Precinct	Times Cast	Registered Voters
0551301		
Vote Center	121	2,483
Vote by Mail	1,377	2,483
Remote	0	2,483
Total	1,498	2,483
0551341		
Vote Center	135	2,865
Vote by Mail	1,459	2,865
Remote	0	2,865
Total	1,594	2,865
0551347		
Vote Center	0	2
Vote by Mail	1	2
Remote	0	2
Total	1	2
0551375		
Vote Center	7	124
Vote by Mail	68	124
Remote	0	124
Total	75	124
0551382		
Vote Center	129	2,924
Vote by Mail	1,292	2,924
Remote	0	2,924
Total	1,421	2,924
0551418		
Vote Center	10	129
Vote by Mail	63	129
Remote	0	129
Total	73	129

Precinct	CINDY GUSTAFSON		JIM HOLMES	
0551301				
Vote Center	25	20.66%	33	27.27%
Vote by Mail	441	32.03%	344	24.98%
Remote	0		0	
Total	466	31.11%	377	25.17%
0551341				
Vote Center	38	28.15%	29	21.48%
Vote by Mail	481	32.97%	394	27.00%
Remote	0		0	
Total	519	32.56%	423	26.54%
0551347				
Vote Center	0		0	
Vote by Mail	****	****	****	****
Remote	0		0	
Total	****	****	****	****
0551375				
Vote Center	****	****	****	****
Vote by Mail	20	29.41%	16	23.53%
Remote	0		0	
Total	21	28.00%	18	24.00%
0551382				
Vote Center	25	19.38%	34	26.36%
Vote by Mail	508	39.32%	290	22.45%
Remote	0		0	
Total	533	37.51%	324	22.80%
0551418				
Vote Center	****	****	****	****
Vote by Mail	14	22.22%	18	28.57%
Remote	0		0	
Total	16	21.92%	19	26.03%

Precinct	RICK CHOWDRY		WAYNE NADER		Total Votes
0551301					
Vote Center	14	11.57%	41	33.88%	113
Vote by Mail	103	7.48%	373	27.09%	1,261
Remote	0		0		0
Total	117	7.81%	414	27.64%	1,374
0551341					
Vote Center	12	8.89%	50	37.04%	129
Vote by Mail	120	8.22%	348	23.85%	1,343
Remote	0		0		0
Total	132	8.28%	398	24.97%	1,472
0551347					
Vote Center	0		0		0
Vote by Mail	****	****	****	****	****
Remote	0		0		0
Total	****	****	****	****	****
0551375					
Vote Center	****	****	****	****	****
Vote by Mail	8	11.76%	23	33.82%	67
Remote	0		0		0
Total	8	10.67%	25	33.33%	72
0551382					
Vote Center	19	14.73%	45	34.88%	123
Vote by Mail	84	6.50%	298	23.07%	1,180
Remote	0		0		0
Total	103	7.25%	343	24.14%	1,303
0551418					
Vote Center	****	****	****	****	****
Vote by Mail	3	4.76%	20	31.75%	55
Remote	0		0		0
Total	6	8.22%	23	31.51%	64

Precinct	Times Cast	Registered Voters
0551429		
Vote Center	6	244
Vote by Mail	119	244
Remote	0	244
Total	125	244
0551473		
Vote Center	19	408
Vote by Mail	202	408
Remote	0	408
Total	221	408
0551476		
Vote Center	57	1,303
Vote by Mail	704	1,303
Remote	0	1,303
Total	761	1,303
0551501		
Vote Center	10	356
Vote by Mail	195	356
Remote	0	356
Total	205	356
0551503		
Vote Center		6
Vote by Mail		6
Remote		6
Total		6
0551504		
Vote Center	91	1,887
Vote by Mail	882	1,887
Remote	0	1,887
Total	973	1,887

Precinct	CINDY GUSTAFSON		JIM HOLMES	
0551429				
Vote Center	****	****	****	****
Vote by Mail	38	31.93%	24	20.17%
Remote	0		0	
Total	40	32.00%	25	20.00%
0551473				
Vote Center	7	36.84%	4	21.05%
Vote by Mail	78	38.61%	31	15.35%
Remote	0		0	
Total	85	38.46%	35	15.84%
0551476				
Vote Center	22	38.60%	6	10.53%
Vote by Mail	231	32.81%	164	23.30%
Remote	0		0	
Total	253	33.25%	170	22.34%
0551501				
Vote Center	****	****	****	****
Vote by Mail	80	41.03%	32	16.41%
Remote	0		0	
Total	83	40.49%	34	16.59%
0551503				
Vote Center	0		0	
Vote by Mail	****	****	****	****
Remote	0		0	
Total	****	****	****	****
0551504				
Vote Center	34	37.36%	26	28.57%
Vote by Mail	391	44.33%	188	21.32%
Remote	0		0	
Total	425	43.68%	214	21.99%

Precinct	RICK CHOWDRY		WAYNE NADER		Total Votes
0551429					
Vote Center	****	****	****	****	****
Vote by Mail	16	13.45%	27	22.69%	105
Remote	0		0		0
Total	17	13.60%	29	23.20%	111
0551473					
Vote Center	2	10.53%	5	26.32%	18
Vote by Mail	13	6.44%	62	30.69%	184
Remote	0		0		0
Total	15	6.79%	67	30.32%	202
0551476					
Vote Center	2	3.51%	23	40.35%	53
Vote by Mail	42	5.97%	209	29.69%	646
Remote	0		0		0
Total	44	5.78%	232	30.49%	699
0551501					
Vote Center	****	****	****	****	****
Vote by Mail	13	6.67%	50	25.64%	175
Remote	0		0		0
Total	18	8.78%	50	24.39%	185
0551503					
Vote Center	0		0		0
Vote by Mail	****	****	****	****	****
Remote	0		0		0
Total	****	****	****	****	****
0551504					
Vote Center	5	5.49%	20	21.98%	85
Vote by Mail	59	6.69%	179	20.29%	817
Remote	0		0		0
Total	64	6.58%	199	20.45%	902

Precinct	Times Cast	Registered Voters
0551507		
Vote Center	173	3,735
Vote by Mail	1,896	3,735
Remote	0	3,735
Total	2,069	3,735
0551537		
Vote Center	135	2,885
Vote by Mail	1,616	2,885
Remote	0	2,885
Total	1,751	2,885
0551553		
Vote Center	249	2,863
Vote by Mail	1,396	2,863
Remote	0	2,863
Total	1,645	2,863
0551564		
Vote Center	14	276
Vote by Mail	138	276
Remote	0	276
Total	152	276
0551574		
Vote Center	49	582
Vote by Mail	280	582
Remote	0	582
Total	329	582
0551585		
Vote Center	20	247
Vote by Mail	131	247
Remote	0	247
Total	151	247

Precinct	CINDY GUSTAFSON		JIM HOLMES	
0551507				
Vote Center	56	32.37%	35	20.23%
Vote by Mail	747	39.40%	425	22.42%
Remote	0		0	
Total	803	38.81%	460	22.23%
0551537				
Vote Center	51	37.78%	12	8.89%
Vote by Mail	633	39.17%	257	15.90%
Remote	0		0	
Total	684	39.06%	269	15.36%
0551553				
Vote Center	78	31.33%	33	13.25%
Vote by Mail	680	48.71%	189	13.54%
Remote	0		0	
Total	758	46.08%	222	13.50%
0551564				
Vote Center	6	42.86%	0	0.00%
Vote by Mail	49	35.51%	36	26.09%
Remote	0		0	
Total	55	36.18%	36	23.68%
0551574				
Vote Center	16	32.65%	6	12.24%
Vote by Mail	157	56.07%	33	11.79%
Remote	0		0	
Total	173	52.58%	39	11.85%
0551585				
Vote Center	5	25.00%	7	35.00%
Vote by Mail	55	41.98%	31	23.66%
Remote	0		0	
Total	60	39.74%	38	25.17%

Precinct	RICK CHOWDRY		WAYNE NADER		Total Votes
0551507					
Vote Center	13	7.51%	56	32.37%	160
Vote by Mail	129	6.80%	452	23.84%	1,753
Remote	0		0		0
Total	142	6.86%	508	24.55%	1,913
0551537					
Vote Center	10	7.41%	57	42.22%	130
Vote by Mail	98	6.06%	517	31.99%	1,505
Remote	0		0		0
Total	108	6.17%	574	32.78%	1,635
0551553					
Vote Center	27	10.84%	88	35.34%	226
Vote by Mail	80	5.73%	350	25.07%	1,299
Remote	0		0		0
Total	107	6.50%	438	26.63%	1,525
0551564					
Vote Center	2	14.29%	4	28.57%	12
Vote by Mail	3	2.17%	38	27.54%	126
Remote	0		0		0
Total	5	3.29%	42	27.63%	138
0551574					
Vote Center	5	10.20%	13	26.53%	40
Vote by Mail	14	5.00%	54	19.29%	258
Remote	0		0		0
Total	19	5.78%	67	20.36%	298
0551585					
Vote Center	2	10.00%	5	25.00%	19
Vote by Mail	8	6.11%	26	19.85%	120
Remote	0		0		0
Total	10	6.62%	31	20.53%	139

Precinct	Times Cast	Registered Voters
0551591		
Vote Center	3	24
Vote by Mail	12	24
Remote	0	24
Total	15	24
0552001		
Vote Center	75	1,647
Vote by Mail	1,004	1,647
Remote	0	1,647
Total	1,079	1,647
0552003		
Vote Center	104	1,707
Vote by Mail	908	1,707
Remote	0	1,707
Total	1,012	1,707
0552005		
Vote Center	142	2,787
Vote by Mail	1,262	2,787
Remote	0	2,787
Total	1,404	2,787
0552012		
Vote Center	132	2,697
Vote by Mail	1,173	2,697
Remote	0	2,697
Total	1,305	2,697
0552019		
Vote Center	21	567
Vote by Mail	296	567
Remote	0	567
Total	317	567

Precinct	CINDY GUSTAFSON		JIM HOLMES	
0551591				
Vote Center	****	****	****	****
Vote by Mail	2	16.67%	6	50.00%
Remote	0		0	
Total	2	13.33%	6	40.00%
0552001				
Vote Center	28	37.33%	14	18.67%
Vote by Mail	506	50.40%	171	17.03%
Remote	0		0	
Total	534	49.49%	185	17.15%
0552003				
Vote Center	29	27.88%	22	21.15%
Vote by Mail	470	51.76%	173	19.05%
Remote	0		0	
Total	499	49.31%	195	19.27%
0552005				
Vote Center	51	35.92%	30	21.13%
Vote by Mail	556	44.06%	330	26.15%
Remote	0		0	
Total	607	43.23%	360	25.64%
0552012				
Vote Center	39	29.55%	20	15.15%
Vote by Mail	558	47.57%	244	20.80%
Remote	0		0	
Total	597	45.75%	264	20.23%
0552019				
Vote Center	11	52.38%	5	23.81%
Vote by Mail	153	51.69%	60	20.27%
Remote	0		0	
Total	164	51.74%	65	20.50%

Precinct	RICK CHOWDRY		WAYNE NADER		Total Votes
0551591					
Vote Center	****	****	****	****	****
Vote by Mail	4	33.33%	0	0.00%	12
Remote	0		0		0
Total	6	40.00%	1	6.67%	15
0552001					
Vote Center	9	12.00%	21	28.00%	72
Vote by Mail	48	4.78%	212	21.12%	937
Remote	0		0		0
Total	57	5.28%	233	21.59%	1,009
0552003					
Vote Center	10	9.62%	33	31.73%	94
Vote by Mail	55	6.06%	134	14.76%	832
Remote	0		0		0
Total	65	6.42%	167	16.50%	926
0552005					
Vote Center	17	11.97%	34	23.94%	132
Vote by Mail	73	5.78%	216	17.12%	1,175
Remote	0		0		0
Total	90	6.41%	250	17.81%	1,307
0552012					
Vote Center	21	15.91%	38	28.79%	118
Vote by Mail	68	5.80%	200	17.05%	1,070
Remote	0		0		0
Total	89	6.82%	238	18.24%	1,188
0552019					
Vote Center	1	4.76%	4	19.05%	21
Vote by Mail	15	5.07%	56	18.92%	284
Remote	0		0		0
Total	16	5.05%	60	18.93%	305

Precinct	Times Cast	Registered Voters
0552020		
Vote Center	17	352
Vote by Mail	194	352
Remote	0	352
Total	211	352
0552023		
Vote Center		4
Vote by Mail		4
Remote		4
Total		4
0552028		
Vote Center	4	24
Vote by Mail	5	24
Remote	0	24
Total	9	24
Placer County - Total	29,089	55,168
Cumulative		
Cumulative		
Vote Center	0	0
Vote by Mail	0	0
Remote	0	0
Total	0	0
Cumulative - Total	0	0
County - Total	29,089	55,168

Precinct	CINDY GUSTAFSON		JIM HOLMES	
0552020				
Vote Center	3	17.65%	2	11.76%
Vote by Mail	83	42.78%	45	23.20%
Remote	0		0	
Total	86	40.76%	47	22.27%
0552023				
Vote Center				
Vote by Mail				
Remote				
Total				
0552028				
Vote Center	****	****	****	****
Vote by Mail	****	****	****	****
Remote	0		0	
Total	****	****	****	****
Placer County - Total	12,858	44.20%	5,097	17.52%
Cumulative				
Cumulative				
Vote Center	0		0	
Vote by Mail	0		0	
Remote	0		0	
Total	0		0	
Cumulative - Total	0		0	
County - Total	12,858	44.20%	5,097	17.52%

Precinct	RICK CHOWDRY		WAYNE NADER		Total Votes
0552020					
Vote Center	0	0.00%	12	70.59%	17
Vote by Mail	11	5.67%	38	19.59%	177
Remote	0		0		0
Total	11	5.21%	50	23.70%	194
0552023					
Vote Center	[REDACTED]				
Vote by Mail					
Remote					
Total					
0552028					
Vote Center	****	****	****	****	****
Vote by Mail	****	****	****	****	****
Remote	0		0		0
Total	****	****	****	****	****
Placer County - Total	2,024	6.96%	6,793	23.35%	26,772
Cumulative					
Cumulative					
Vote Center	0		0		0
Vote by Mail	0		0		0
Remote	0		0		0
Total	0		0		0
Cumulative - Total	0		0		0
County - Total	2,024	6.96%	6,793	23.35%	26,772

PROPOSITION 1 (Vote for 1) **** - Insufficient Turnout to Protect Voter Privacy

Precinct		Times Cast	Registered Voters
County			
Placer County			
0131101			
Vote Center		53	1,640
Vote by Mail		763	1,640
Remote		0	1,640
Total		816	1,640
0151105			
Vote Center		62	1,643
Vote by Mail		639	1,643
Remote		0	1,643
Total		701	1,643
0151107			
Vote Center		101	2,170
Vote by Mail		947	2,170
Remote		0	2,170
Total		1,048	2,170
0157201			
Vote Center		71	1,812
Vote by Mail		594	1,812
Remote		0	1,812
Total		665	1,812
0157205			
Vote Center		109	2,171
Vote by Mail		898	2,171
Remote		0	2,171
Total		1,007	2,171

Precinct	YES		NO		Total Votes
County					
Placer County					
0131101					
Vote Center	18	33.96%	31	58.49%	49
Vote by Mail	302	39.58%	435	57.01%	737
Remote	0		0		0
Total	320	39.22%	466	57.11%	786
0151105					
Vote Center	10	16.13%	50	80.65%	60
Vote by Mail	246	38.50%	368	57.59%	614
Remote	0		0		0
Total	256	36.52%	418	59.63%	674
0151107					
Vote Center	15	14.85%	83	82.18%	98
Vote by Mail	327	34.53%	587	61.99%	914
Remote	0		0		0
Total	342	32.63%	670	63.93%	1,012
0157201					
Vote Center	12	16.90%	56	78.87%	68
Vote by Mail	239	40.24%	336	56.57%	575
Remote	0		0		0
Total	251	37.74%	392	58.95%	643
0157205					
Vote Center	25	22.94%	83	76.15%	108
Vote by Mail	348	38.75%	524	58.35%	872
Remote	0		0		0
Total	373	37.04%	607	60.28%	980

Precinct	Times Cast	Registered Voters
0157213		
Vote Center	71	1,252
Vote by Mail	341	1,252
Remote	0	1,252
Total	412	1,252
0157217		
Vote Center	83	1,705
Vote by Mail	462	1,705
Remote	0	1,705
Total	545	1,705
0157218		
Vote Center	189	2,680
Vote by Mail	993	2,680
Remote	0	2,680
Total	1,182	2,680
0157226		
Vote Center	143	2,243
Vote by Mail	714	2,243
Remote	0	2,243
Total	857	2,243
0157306		
Vote Center	119	2,243
Vote by Mail	1,003	2,243
Remote	0	2,243
Total	1,122	2,243
0157311		
Vote Center	143	2,180
Vote by Mail	833	2,180
Remote	0	2,180
Total	976	2,180

Precinct	YES		NO		Total Votes
0157213					
Vote Center	26	36.62%	42	59.15%	68
Vote by Mail	172	50.44%	157	46.04%	329
Remote	0		0		0
Total	198	48.06%	199	48.30%	397
0157217					
Vote Center	32	38.55%	43	51.81%	75
Vote by Mail	211	45.67%	235	50.87%	446
Remote	0		0		0
Total	243	44.59%	278	51.01%	521
0157218					
Vote Center	66	34.92%	118	62.43%	184
Vote by Mail	441	44.41%	527	53.07%	968
Remote	0		0		0
Total	507	42.89%	645	54.57%	1,152
0157226					
Vote Center	39	27.27%	94	65.73%	133
Vote by Mail	293	41.04%	383	53.64%	676
Remote	0		0		0
Total	332	38.74%	477	55.66%	809
0157306					
Vote Center	33	27.73%	84	70.59%	117
Vote by Mail	399	39.78%	566	56.43%	965
Remote	0		0		0
Total	432	38.50%	650	57.93%	1,082
0157311					
Vote Center	42	29.37%	97	67.83%	139
Vote by Mail	336	40.34%	467	56.06%	803
Remote	0		0		0
Total	378	38.73%	564	57.79%	942

Precinct	Times Cast	Registered Voters
0157318		
Vote Center	112	1,936
Vote by Mail	660	1,936
Remote	0	1,936
Total	772	1,936
0157396		
Vote Center	81	1,759
Vote by Mail	739	1,759
Remote	0	1,759
Total	820	1,759
0157401		
Vote Center	84	2,406
Vote by Mail	1,804	2,406
Remote	0	2,406
Total	1,888	2,406
0157403		
Vote Center	110	2,187
Vote by Mail	929	2,187
Remote	0	2,187
Total	1,039	2,187
0157405		
Vote Center	156	2,210
Vote by Mail	984	2,210
Remote	0	2,210
Total	1,140	2,210
0157407		
Vote Center	122	2,991
Vote by Mail	1,063	2,991
Remote	0	2,991
Total	1,185	2,991

Precinct	YES		NO		Total Votes
0157318					
Vote Center	29	25.89%	80	71.43%	109
Vote by Mail	259	39.24%	375	56.82%	634
Remote	0		0		0
Total	288	37.31%	455	58.94%	743
0157396					
Vote Center	22	27.16%	52	64.20%	74
Vote by Mail	331	44.79%	369	49.93%	700
Remote	0		0		0
Total	353	43.05%	421	51.34%	774
0157401					
Vote Center	13	15.48%	67	79.76%	80
Vote by Mail	814	45.12%	945	52.38%	1,759
Remote	0		0		0
Total	827	43.80%	1,012	53.60%	1,839
0157403					
Vote Center	26	23.64%	78	70.91%	104
Vote by Mail	404	43.49%	501	53.93%	905
Remote	0		0		0
Total	430	41.39%	579	55.73%	1,009
0157405					
Vote Center	26	16.67%	125	80.13%	151
Vote by Mail	349	35.47%	604	61.38%	953
Remote	0		0		0
Total	375	32.89%	729	63.95%	1,104
0157407					
Vote Center	27	22.13%	91	74.59%	118
Vote by Mail	420	39.51%	601	56.54%	1,021
Remote	0		0		0
Total	447	37.72%	692	58.40%	1,139

Precinct	Times Cast	Registered Voters
0157408		
Vote Center	47	1,998
Vote by Mail	1,211	1,998
Remote	0	1,998
Total	1,258	1,998
0157409		
Vote Center	36	1,132
Vote by Mail	874	1,132
Remote	0	1,132
Total	910	1,132
0157412		
Vote Center	119	2,538
Vote by Mail	824	2,538
Remote	0	2,538
Total	943	2,538
0157414		
Vote Center	96	2,793
Vote by Mail	950	2,793
Remote	0	2,793
Total	1,046	2,793
0157415		
Vote Center	154	2,842
Vote by Mail	1,219	2,842
Remote	0	2,842
Total	1,373	2,842
0157502		
Vote Center	151	2,638
Vote by Mail	1,060	2,638
Remote	0	2,638
Total	1,211	2,638

Precinct	YES	NO	Total Votes
0157408			
Vote Center	19 40.43%	28 59.57%	47
Vote by Mail	503 41.54%	662 54.67%	1,165
Remote	0	0	0
Total	522 41.49%	690 54.85%	1,212
0157409			
Vote Center	9 25.00%	25 69.44%	34
Vote by Mail	354 40.50%	485 55.49%	839
Remote	0	0	0
Total	363 39.89%	510 56.04%	873
0157412			
Vote Center	24 20.17%	91 76.47%	115
Vote by Mail	371 45.02%	423 51.33%	794
Remote	0	0	0
Total	395 41.89%	514 54.51%	909
0157414			
Vote Center	26 27.08%	66 68.75%	92
Vote by Mail	414 43.58%	507 53.37%	921
Remote	0	0	0
Total	440 42.07%	573 54.78%	1,013
0157415			
Vote Center	27 17.53%	122 79.22%	149
Vote by Mail	439 36.01%	744 61.03%	1,183
Remote	0	0	0
Total	466 33.94%	866 63.07%	1,332
0157502			
Vote Center	26 17.22%	117 77.48%	143
Vote by Mail	411 38.77%	612 57.74%	1,023
Remote	0	0	0
Total	437 36.09%	729 60.20%	1,166

Precinct	Times Cast	Registered Voters
0157503		
Vote Center	97	2,454
Vote by Mail	873	2,454
Remote	0	2,454
Total	970	2,454
0157506		
Vote Center	140	2,886
Vote by Mail	1,064	2,886
Remote	0	2,886
Total	1,204	2,886
0231120		
Vote Center	212	2,885
Vote by Mail	1,124	2,885
Remote	0	2,885
Total	1,336	2,885
0231147		
Vote Center	103	1,872
Vote by Mail	835	1,872
Remote	0	1,872
Total	938	1,872
0234104		
Vote Center	1	127
Vote by Mail	19	127
Remote	0	127
Total	20	127
0251129		
Vote Center	6	143
Vote by Mail	66	143
Remote	0	143
Total	72	143

Precinct	YES	NO	Total Votes
0157503			
Vote Center	24 24.74%	73 75.26%	97
Vote by Mail	374 42.84%	465 53.26%	839
Remote	0	0	0
Total	398 41.03%	538 55.46%	936
0157506			
Vote Center	30 21.43%	102 72.86%	132
Vote by Mail	447 42.01%	582 54.70%	1,029
Remote	0	0	0
Total	477 39.62%	684 56.81%	1,161
0231120			
Vote Center	21 9.91%	179 84.43%	200
Vote by Mail	271 24.11%	816 72.60%	1,087
Remote	0	0	0
Total	292 21.86%	995 74.48%	1,287
0231147			
Vote Center	13 12.62%	83 80.58%	96
Vote by Mail	223 26.71%	590 70.66%	813
Remote	0	0	0
Total	236 25.16%	673 71.75%	909
0234104			
Vote Center	****	****	****
Vote by Mail	8 42.11%	11 57.89%	19
Remote	0	0	0
Total	8 40.00%	12 60.00%	20
0251129			
Vote Center	****	****	****
Vote by Mail	21 31.82%	41 62.12%	62
Remote	0	0	0
Total	21 29.17%	46 63.89%	67

Precinct	Times Cast	Registered Voters
0251167		
Vote Center	41	760
Vote by Mail	387	760
Remote	0	760
Total	428	760
0251250		
Vote Center		1
Vote by Mail		1
Remote		1
Total		1
0254000		
Vote Center	0	0
Vote by Mail	0	0
Remote	0	0
Total	0	0
0254101		
Vote Center	87	1,775
Vote by Mail	605	1,775
Remote	0	1,775
Total	692	1,775
0254103		
Vote Center	57	1,438
Vote by Mail	523	1,438
Remote	0	1,438
Total	580	1,438
0254194		
Vote Center	99	1,947
Vote by Mail	723	1,947
Remote	0	1,947
Total	822	1,947

Precinct	YES		NO		Total Votes
0251167					
Vote Center	1	2.44%	39	95.12%	40
Vote by Mail	120	31.01%	252	65.12%	372
Remote	0		0		0
Total	121	28.27%	291	67.99%	412
0251250					
Vote Center					
Vote by Mail					
Remote					
Total					
0254000					
Vote Center	0		0		0
Vote by Mail	0		0		0
Remote	0		0		0
Total	0		0		0
0254101					
Vote Center	12	13.79%	72	82.76%	84
Vote by Mail	215	35.54%	371	61.32%	586
Remote	0		0		0
Total	227	32.80%	443	64.02%	670
0254103					
Vote Center	12	21.05%	44	77.19%	56
Vote by Mail	191	36.52%	315	60.23%	506
Remote	0		0		0
Total	203	35.00%	359	61.90%	562
0254194					
Vote Center	29	29.29%	66	66.67%	95
Vote by Mail	259	35.82%	438	60.58%	697
Remote	0		0		0
Total	288	35.04%	504	61.31%	792

Precinct	Times Cast	Registered Voters
0254195		
Vote Center	41	910
Vote by Mail	348	910
Remote	0	910
Total	389	910
0254198		
Vote Center	49	908
Vote by Mail	259	908
Remote	0	908
Total	308	908
0254203		
Vote Center	95	2,127
Vote by Mail	571	2,127
Remote	0	2,127
Total	666	2,127
0254294		
Vote Center	32	620
Vote by Mail	249	620
Remote	0	620
Total	281	620
0254297		
Vote Center	160	2,654
Vote by Mail	790	2,654
Remote	0	2,654
Total	950	2,654
0254301		
Vote Center	54	1,401
Vote by Mail	412	1,401
Remote	0	1,401
Total	466	1,401

Precinct	YES		NO		Total Votes
0254195					
Vote Center	7	17.07%	34	82.93%	41
Vote by Mail	126	36.21%	208	59.77%	334
Remote	0		0		0
Total	133	34.19%	242	62.21%	375
0254198					
Vote Center	13	26.53%	35	71.43%	48
Vote by Mail	103	39.77%	150	57.92%	253
Remote	0		0		0
Total	116	37.66%	185	60.06%	301
0254203					
Vote Center	34	35.79%	58	61.05%	92
Vote by Mail	284	49.74%	273	47.81%	557
Remote	0		0		0
Total	318	47.75%	331	49.70%	649
0254294					
Vote Center	4	12.50%	26	81.25%	30
Vote by Mail	76	30.52%	167	67.07%	243
Remote	0		0		0
Total	80	28.47%	193	68.68%	273
0254297					
Vote Center	41	25.63%	110	68.75%	151
Vote by Mail	278	35.19%	469	59.37%	747
Remote	0		0		0
Total	319	33.58%	579	60.95%	898
0254301					
Vote Center	4	7.41%	49	90.74%	53
Vote by Mail	154	37.38%	235	57.04%	389
Remote	0		0		0
Total	158	33.91%	284	60.94%	442

Precinct	Times Cast	Registered Voters
0254304		
Vote Center	70	1,841
Vote by Mail	618	1,841
Remote	0	1,841
Total	688	1,841
0254306		
Vote Center	50	1,643
Vote by Mail	665	1,643
Remote	0	1,643
Total	715	1,643
0254307		
Vote Center	78	1,793
Vote by Mail	617	1,793
Remote	0	1,793
Total	695	1,793
0254401		
Vote Center	139	2,932
Vote by Mail	2,279	2,932
Remote	0	2,932
Total	2,418	2,932
0254404		
Vote Center	136	2,595
Vote by Mail	1,976	2,595
Remote	0	2,595
Total	2,112	2,595
0254409		
Vote Center	126	1,748
Vote by Mail	1,306	1,748
Remote	0	1,748
Total	1,432	1,748

Precinct	YES	NO	Total Votes
0254304			
Vote Center	14 20.00%	54 77.14%	68
Vote by Mail	212 34.30%	391 63.27%	603
Remote	0	0	0
Total	226 32.85%	445 64.68%	671
0254306			
Vote Center	13 26.00%	37 74.00%	50
Vote by Mail	257 38.65%	396 59.55%	653
Remote	0	0	0
Total	270 37.76%	433 60.56%	703
0254307			
Vote Center	13 16.67%	62 79.49%	75
Vote by Mail	219 35.49%	379 61.43%	598
Remote	0	0	0
Total	232 33.38%	441 63.45%	673
0254401			
Vote Center	35 25.18%	100 71.94%	135
Vote by Mail	968 42.47%	1,235 54.19%	2,203
Remote	0	0	0
Total	1,003 41.48%	1,335 55.21%	2,338
0254404			
Vote Center	45 33.09%	86 63.24%	131
Vote by Mail	856 43.32%	1,048 53.04%	1,904
Remote	0	0	0
Total	901 42.66%	1,134 53.69%	2,035
0254409			
Vote Center	39 30.95%	82 65.08%	121
Vote by Mail	526 40.28%	729 55.82%	1,255
Remote	0	0	0
Total	565 39.46%	811 56.63%	1,376

Precinct	Times Cast	Registered Voters
0254495		
Vote Center	70	1,374
Vote by Mail	1,048	1,374
Remote	0	1,374
Total	1,118	1,374
0254497		
Vote Center	30	433
Vote by Mail	326	433
Remote	0	433
Total	356	433
0254498		
Vote Center	23	586
Vote by Mail	355	586
Remote	0	586
Total	378	586
0254501		
Vote Center	81	1,598
Vote by Mail	562	1,598
Remote	0	1,598
Total	643	1,598
0254503		
Vote Center	108	2,757
Vote by Mail	1,543	2,757
Remote	0	2,757
Total	1,651	2,757
0254504		
Vote Center	80	2,163
Vote by Mail	995	2,163
Remote	0	2,163
Total	1,075	2,163

Precinct	YES		NO		Total Votes
0254495					
Vote Center	11	15.71%	56	80.00%	67
Vote by Mail	436	41.60%	584	55.73%	1,020
Remote	0		0		0
Total	447	39.98%	640	57.25%	1,087
0254497					
Vote Center	12	40.00%	18	60.00%	30
Vote by Mail	134	41.10%	183	56.13%	317
Remote	0		0		0
Total	146	41.01%	201	56.46%	347
0254498					
Vote Center	8	34.78%	15	65.22%	23
Vote by Mail	138	38.87%	210	59.15%	348
Remote	0		0		0
Total	146	38.62%	225	59.52%	371
0254501					
Vote Center	15	18.52%	61	75.31%	76
Vote by Mail	163	29.00%	375	66.73%	538
Remote	0		0		0
Total	178	27.68%	436	67.81%	614
0254503					
Vote Center	21	19.44%	85	78.70%	106
Vote by Mail	549	35.58%	936	60.66%	1,485
Remote	0		0		0
Total	570	34.52%	1,021	61.84%	1,591
0254504					
Vote Center	13	16.25%	61	76.25%	74
Vote by Mail	342	34.37%	617	62.01%	959
Remote	0		0		0
Total	355	33.02%	678	63.07%	1,033

Precinct	Times Cast	Registered Voters
0254507		
Vote Center	65	1,866
Vote by Mail	470	1,866
Remote	0	1,866
Total	535	1,866
0254598		
Vote Center	3	111
Vote by Mail	90	111
Remote	0	111
Total	93	111
0254599		
Vote Center	1	219
Vote by Mail	72	219
Remote	0	219
Total	73	219
0257501		
Vote Center	71	2,475
Vote by Mail	730	2,475
Remote	0	2,475
Total	801	2,475
0257511		
Vote Center	137	2,674
Vote by Mail	1,437	2,674
Remote	0	2,674
Total	1,574	2,674
0257513		
Vote Center	118	2,577
Vote by Mail	1,131	2,577
Remote	0	2,577
Total	1,249	2,577

Precinct	YES		NO		Total Votes
0254507					
Vote Center	20	30.77%	42	64.62%	62
Vote by Mail	183	38.94%	269	57.23%	452
Remote	0		0		0
Total	203	37.94%	311	58.13%	514
0254598					
Vote Center	****	****	****	****	****
Vote by Mail	39	43.33%	46	51.11%	85
Remote	0		0		0
Total	40	43.01%	48	51.61%	88
0254599					
Vote Center	****	****	****	****	****
Vote by Mail	33	45.83%	38	52.78%	71
Remote	0		0		0
Total	33	45.21%	39	53.42%	72
0257501					
Vote Center	27	38.03%	44	61.97%	71
Vote by Mail	307	42.05%	395	54.11%	702
Remote	0		0		0
Total	334	41.70%	439	54.81%	773
0257511					
Vote Center	35	25.55%	102	74.45%	137
Vote by Mail	635	44.19%	748	52.05%	1,383
Remote	0		0		0
Total	670	42.57%	850	54.00%	1,520
0257513					
Vote Center	39	33.05%	76	64.41%	115
Vote by Mail	548	48.45%	537	47.48%	1,085
Remote	0		0		0
Total	587	47.00%	613	49.08%	1,200

Precinct	Times Cast	Registered Voters
0257514		
Vote Center	65	1,545
Vote by Mail	469	1,545
Remote	0	1,545
Total	534	1,545
0257515		
Vote Center	190	2,989
Vote by Mail	1,039	2,989
Remote	0	2,989
Total	1,229	2,989
0257517		
Vote Center	122	2,625
Vote by Mail	860	2,625
Remote	0	2,625
Total	982	2,625
0257527		
Vote Center	85	1,937
Vote by Mail	586	1,937
Remote	0	1,937
Total	671	1,937
0257528		
Vote Center	139	2,946
Vote by Mail	862	2,946
Remote	0	2,946
Total	1,001	2,946
0257599		
Vote Center	0	0
Vote by Mail	0	0
Remote	0	0
Total	0	0

Precinct	YES	NO	Total Votes
0257514			
Vote Center	16 24.62%	45 69.23%	61
Vote by Mail	202 43.07%	247 52.67%	449
Remote	0	0	0
Total	218 40.82%	292 54.68%	510
0257515			
Vote Center	46 24.21%	138 72.63%	184
Vote by Mail	431 41.48%	566 54.48%	997
Remote	0	0	0
Total	477 38.81%	704 57.28%	1,181
0257517			
Vote Center	38 31.15%	79 64.75%	117
Vote by Mail	396 46.05%	442 51.40%	838
Remote	0	0	0
Total	434 44.20%	521 53.05%	955
0257527			
Vote Center	24 28.24%	53 62.35%	77
Vote by Mail	248 42.32%	322 54.95%	570
Remote	0	0	0
Total	272 40.54%	375 55.89%	647
0257528			
Vote Center	51 36.69%	80 57.55%	131
Vote by Mail	409 47.45%	422 48.96%	831
Remote	0	0	0
Total	460 45.95%	502 50.15%	962
0257599			
Vote Center	0	0	0
Vote by Mail	0	0	0
Remote	0	0	0
Total	0	0	0

Precinct	Times Cast	Registered Voters
0351144		
Vote Center	3	169
Vote by Mail	83	169
Remote	0	169
Total	86	169
0351219		
Vote Center	111	1,760
Vote by Mail	873	1,760
Remote	0	1,760
Total	984	1,760
0351286		
Vote Center		2
Vote by Mail		2
Remote		2
Total		2
0351320		
Vote Center	93	1,982
Vote by Mail	924	1,982
Remote	0	1,982
Total	1,017	1,982
0351416		
Vote Center	0	42
Vote by Mail	19	42
Remote	0	42
Total	19	42
0355001		
Vote Center	226	2,721
Vote by Mail	1,158	2,721
Remote	0	2,721
Total	1,384	2,721

Precinct	YES		NO		Total Votes
0351144					
Vote Center	****	****	****	****	****
Vote by Mail	22	26.51%	60	72.29%	82
Remote	0		0		0
Total	22	25.58%	63	73.26%	85
0351219					
Vote Center	17	15.32%	91	81.98%	108
Vote by Mail	221	25.32%	624	71.48%	845
Remote	0		0		0
Total	238	24.19%	715	72.66%	953
0351286					
Vote Center					
Vote by Mail					
Remote					
Total					
0351320					
Vote Center	16	17.20%	75	80.65%	91
Vote by Mail	310	33.55%	595	64.39%	905
Remote	0		0		0
Total	326	32.06%	670	65.88%	996
0351416					
Vote Center	0		0		0
Vote by Mail	9	47.37%	10	52.63%	19
Remote	0		0		0
Total	9	47.37%	10	52.63%	19
0355001					
Vote Center	40	17.70%	176	77.88%	216
Vote by Mail	405	34.97%	709	61.23%	1,114
Remote	0		0		0
Total	445	32.15%	885	63.95%	1,330

Precinct	Times Cast	Registered Voters
0355008		
Vote Center	177	2,205
Vote by Mail	992	2,205
Remote	0	2,205
Total	1,169	2,205
0356001		
Vote Center	123	2,109
Vote by Mail	693	2,109
Remote	0	2,109
Total	816	2,109
0356004		
Vote Center	139	2,283
Vote by Mail	917	2,283
Remote	0	2,283
Total	1,056	2,283
0356006		
Vote Center	87	1,482
Vote by Mail	675	1,482
Remote	0	1,482
Total	762	1,482
0356009		
Vote Center	129	2,390
Vote by Mail	894	2,390
Remote	0	2,390
Total	1,023	2,390
0356013		
Vote Center	114	2,875
Vote by Mail	1,026	2,875
Remote	0	2,875
Total	1,140	2,875

Precinct	YES		NO		Total Votes
0355008					
Vote Center	30	16.95%	146	82.49%	176
Vote by Mail	301	30.34%	671	67.64%	972
Remote	0		0		0
Total	331	28.31%	817	69.89%	1,148
0356001					
Vote Center	34	27.64%	85	69.11%	119
Vote by Mail	310	44.73%	359	51.80%	669
Remote	0		0		0
Total	344	42.16%	444	54.41%	788
0356004					
Vote Center	34	24.46%	100	71.94%	134
Vote by Mail	363	39.59%	526	57.36%	889
Remote	0		0		0
Total	397	37.59%	626	59.28%	1,023
0356006					
Vote Center	20	22.99%	62	71.26%	82
Vote by Mail	250	37.04%	406	60.15%	656
Remote	0		0		0
Total	270	35.43%	468	61.42%	738
0356009					
Vote Center	35	27.13%	88	68.22%	123
Vote by Mail	326	36.47%	546	61.07%	872
Remote	0		0		0
Total	361	35.29%	634	61.97%	995
0356013					
Vote Center	27	23.68%	80	70.18%	107
Vote by Mail	397	38.69%	591	57.60%	988
Remote	0		0		0
Total	424	37.19%	671	58.86%	1,095

Precinct	Times Cast	Registered Voters
0356015		
Vote Center	239	2,780
Vote by Mail	1,115	2,780
Remote	0	2,780
Total	1,354	2,780
0356017		
Vote Center	184	2,944
Vote by Mail	1,246	2,944
Remote	0	2,944
Total	1,430	2,944
0356018		
Vote Center	135	2,800
Vote by Mail	1,013	2,800
Remote	0	2,800
Total	1,148	2,800
0356019		
Vote Center	107	2,240
Vote by Mail	760	2,240
Remote	0	2,240
Total	867	2,240
0356021		
Vote Center	96	1,995
Vote by Mail	655	1,995
Remote	0	1,995
Total	751	1,995
0356029		
Vote Center	30	762
Vote by Mail	312	762
Remote	0	762
Total	342	762

Precinct	YES		NO		Total Votes
0356015					
Vote Center	48	20.08%	187	78.24%	235
Vote by Mail	434	38.92%	645	57.85%	1,079
Remote	0		0		0
Total	482	35.60%	832	61.45%	1,314
0356017					
Vote Center	57	30.98%	126	68.48%	183
Vote by Mail	478	38.36%	725	58.19%	1,203
Remote	0		0		0
Total	535	37.41%	851	59.51%	1,386
0356018					
Vote Center	29	21.48%	96	71.11%	125
Vote by Mail	403	39.78%	578	57.06%	981
Remote	0		0		0
Total	432	37.63%	674	58.71%	1,106
0356019					
Vote Center	21	19.63%	82	76.64%	103
Vote by Mail	305	40.13%	431	56.71%	736
Remote	0		0		0
Total	326	37.60%	513	59.17%	839
0356021					
Vote Center	21	21.88%	70	72.92%	91
Vote by Mail	235	35.88%	398	60.76%	633
Remote	0		0		0
Total	256	34.09%	468	62.32%	724
0356029					
Vote Center	4	13.33%	26	86.67%	30
Vote by Mail	90	28.85%	219	70.19%	309
Remote	0		0		0
Total	94	27.49%	245	71.64%	339

Precinct	Times Cast	Registered Voters
0356032		
Vote Center	55	872
Vote by Mail	454	872
Remote	0	872
Total	509	872
0356033		
Vote Center	62	954
Vote by Mail	477	954
Remote	0	954
Total	539	954
0356034		
Vote Center	133	2,535
Vote by Mail	1,033	2,535
Remote	0	2,535
Total	1,166	2,535
0356037		
Vote Center	83	1,861
Vote by Mail	624	1,861
Remote	0	1,861
Total	707	1,861
0356038		
Vote Center	119	2,711
Vote by Mail	1,022	2,711
Remote	0	2,711
Total	1,141	2,711
0356040		
Vote Center	132	2,636
Vote by Mail	1,194	2,636
Remote	0	2,636
Total	1,326	2,636

Precinct	YES		NO		Total Votes
0356032					
Vote Center	10	18.18%	43	78.18%	53
Vote by Mail	185	40.75%	258	56.83%	443
Remote	0		0		0
Total	195	38.31%	301	59.14%	496
0356033					
Vote Center	10	16.13%	51	82.26%	61
Vote by Mail	195	40.88%	272	57.02%	467
Remote	0		0		0
Total	205	38.03%	323	59.93%	528
0356034					
Vote Center	30	22.56%	97	72.93%	127
Vote by Mail	452	43.76%	553	53.53%	1,005
Remote	0		0		0
Total	482	41.34%	650	55.75%	1,132
0356037					
Vote Center	19	22.89%	60	72.29%	79
Vote by Mail	257	41.19%	345	55.29%	602
Remote	0		0		0
Total	276	39.04%	405	57.28%	681
0356038					
Vote Center	25	21.01%	92	77.31%	117
Vote by Mail	406	39.73%	587	57.44%	993
Remote	0		0		0
Total	431	37.77%	679	59.51%	1,110
0356040					
Vote Center	41	31.06%	88	66.67%	129
Vote by Mail	522	43.72%	646	54.10%	1,168
Remote	0		0		0
Total	563	42.46%	734	55.35%	1,297

Precinct	Times Cast	Registered Voters
0356043		
Vote Center	171	2,940
Vote by Mail	1,491	2,940
Remote	0	2,940
Total	1,662	2,940
0356047		
Vote Center	90	1,252
Vote by Mail	521	1,252
Remote	0	1,252
Total	611	1,252
0356048		
Vote Center	68	2,183
Vote by Mail	877	2,183
Remote	0	2,183
Total	945	2,183
0356049		
Vote Center	91	2,246
Vote by Mail	786	2,246
Remote	0	2,246
Total	877	2,246
0356050		
Vote Center	80	1,314
Vote by Mail	412	1,314
Remote	0	1,314
Total	492	1,314
0356052		
Vote Center	0	0
Vote by Mail	0	0
Remote	0	0
Total	0	0

Precinct	YES		NO		Total Votes
0356043					
Vote Center	31	18.13%	132	77.19%	163
Vote by Mail	626	41.99%	827	55.47%	1,453
Remote	0		0		0
Total	657	39.53%	959	57.70%	1,616
0356047					
Vote Center	26	28.89%	64	71.11%	90
Vote by Mail	184	35.32%	328	62.96%	512
Remote	0		0		0
Total	210	34.37%	392	64.16%	602
0356048					
Vote Center	23	33.82%	43	63.24%	66
Vote by Mail	312	35.58%	537	61.23%	849
Remote	0		0		0
Total	335	35.45%	580	61.38%	915
0356049					
Vote Center	23	25.27%	63	69.23%	86
Vote by Mail	300	38.17%	464	59.03%	764
Remote	0		0		0
Total	323	36.83%	527	60.09%	850
0356050					
Vote Center	17	21.25%	60	75.00%	77
Vote by Mail	159	38.59%	233	56.55%	392
Remote	0		0		0
Total	176	35.77%	293	59.55%	469
0356052					
Vote Center	0		0		0
Vote by Mail	0		0		0
Remote	0		0		0
Total	0		0		0

Precinct	Times Cast	Registered Voters
0356058		
Vote Center	2	61
Vote by Mail	28	61
Remote	0	61
Total	30	61
0451110		
Vote Center	28	431
Vote by Mail	175	431
Remote	0	431
Total	203	431
0451114		
Vote Center		9
Vote by Mail		9
Remote		9
Total		9
0451116		
Vote Center	30	677
Vote by Mail	330	677
Remote	0	677
Total	360	677
0451201		
Vote Center	217	2,924
Vote by Mail	1,384	2,924
Remote	0	2,924
Total	1,601	2,924
0451205		
Vote Center	210	2,371
Vote by Mail	1,052	2,371
Remote	0	2,371
Total	1,262	2,371

Precinct	YES		NO		Total Votes
0356058					
Vote Center	****	****	****	****	****
Vote by Mail	15	53.57%	13	46.43%	28
Remote	0		0		0
Total	17	56.67%	13	43.33%	30
0451110					
Vote Center	3	10.71%	23	82.14%	26
Vote by Mail	58	33.14%	112	64.00%	170
Remote	0		0		0
Total	61	30.05%	135	66.50%	196
0451114					
Vote Center	0		0		0
Vote by Mail	****	****	****	****	****
Remote	0		0		0
Total	****	****	****	****	****
0451116					
Vote Center	10	33.33%	19	63.33%	29
Vote by Mail	116	35.15%	201	60.91%	317
Remote	0		0		0
Total	126	35.00%	220	61.11%	346
0451201					
Vote Center	50	23.04%	160	73.73%	210
Vote by Mail	464	33.53%	874	63.15%	1,338
Remote	0		0		0
Total	514	32.10%	1,034	64.58%	1,548
0451205					
Vote Center	27	12.86%	171	81.43%	198
Vote by Mail	357	33.94%	655	62.26%	1,012
Remote	0		0		0
Total	384	30.43%	826	65.45%	1,210

Precinct	Times Cast	Registered Voters
0451207		
Vote Center	222	2,676
Vote by Mail	1,167	2,676
Remote	0	2,676
Total	1,389	2,676
0451209		
Vote Center	225	2,563
Vote by Mail	1,155	2,563
Remote	0	2,563
Total	1,380	2,563
0451301		
Vote Center		8
Vote by Mail		8
Remote		8
Total		8
0451302		
Vote Center	208	2,502
Vote by Mail	1,212	2,502
Remote	0	2,502
Total	1,420	2,502
0451310		
Vote Center	213	2,976
Vote by Mail	1,335	2,976
Remote	0	2,976
Total	1,548	2,976
0451317		
Vote Center	104	1,938
Vote by Mail	983	1,938
Remote	0	1,938
Total	1,087	1,938

Precinct	YES		NO		Total Votes
0451207					
Vote Center	45	20.27%	170	76.58%	215
Vote by Mail	436	37.36%	693	59.38%	1,129
Remote	0		0		0
Total	481	34.63%	863	62.13%	1,344
0451209					
Vote Center	45	20.00%	177	78.67%	222
Vote by Mail	360	31.17%	768	66.49%	1,128
Remote	0		0		0
Total	405	29.35%	945	68.48%	1,350
0451301					
Vote Center	****	****	****	****	****
Vote by Mail	****	****	****	****	****
Remote	0		0		0
Total	****	****	****	****	****
0451302					
Vote Center	46	22.12%	155	74.52%	201
Vote by Mail	455	37.54%	735	60.64%	1,190
Remote	0		0		0
Total	501	35.28%	890	62.68%	1,391
0451310					
Vote Center	36	16.90%	170	79.81%	206
Vote by Mail	414	31.01%	891	66.74%	1,305
Remote	0		0		0
Total	450	29.07%	1,061	68.54%	1,511
0451317					
Vote Center	10	9.62%	88	84.62%	98
Vote by Mail	272	27.67%	678	68.97%	950
Remote	0		0		0
Total	282	25.94%	766	70.47%	1,048

Precinct	Times Cast	Registered Voters
0451401		
Vote Center	196	3,400
Vote by Mail	1,755	3,400
Remote	0	3,400
Total	1,951	3,400
0457000		
Vote Center	0	0
Vote by Mail	0	0
Remote	0	0
Total	0	0
0457102		
Vote Center	102	1,582
Vote by Mail	777	1,582
Remote	0	1,582
Total	879	1,582
0457109		
Vote Center	200	2,728
Vote by Mail	1,158	2,728
Remote	0	2,728
Total	1,358	2,728
0457113		
Vote Center	112	1,410
Vote by Mail	649	1,410
Remote	0	1,410
Total	761	1,410
0457114		
Vote Center	139	2,542
Vote by Mail	1,187	2,542
Remote	0	2,542
Total	1,326	2,542

Precinct	YES		NO		Total Votes
0451401					
Vote Center	28	14.29%	163	83.16%	191
Vote by Mail	562	32.02%	1,152	65.64%	1,714
Remote	0		0		0
Total	590	30.24%	1,315	67.40%	1,905
0457000					
Vote Center	0		0		0
Vote by Mail	0		0		0
Remote	0		0		0
Total	0		0		0
0457102					
Vote Center	20	19.61%	79	77.45%	99
Vote by Mail	322	41.44%	430	55.34%	752
Remote	0		0		0
Total	342	38.91%	509	57.91%	851
0457109					
Vote Center	38	19.00%	156	78.00%	194
Vote by Mail	412	35.58%	715	61.74%	1,127
Remote	0		0		0
Total	450	33.14%	871	64.14%	1,321
0457113					
Vote Center	26	23.21%	85	75.89%	111
Vote by Mail	245	37.75%	389	59.94%	634
Remote	0		0		0
Total	271	35.61%	474	62.29%	745
0457114					
Vote Center	24	17.27%	111	79.86%	135
Vote by Mail	430	36.23%	731	61.58%	1,161
Remote	0		0		0
Total	454	34.24%	842	63.50%	1,296

Precinct	Times Cast	Registered Voters
0457117		
Vote Center	100	1,850
Vote by Mail	957	1,850
Remote	0	1,850
Total	1,057	1,850
0457119		
Vote Center	57	1,121
Vote by Mail	291	1,121
Remote	0	1,121
Total	348	1,121
0457122		
Vote Center	122	2,846
Vote by Mail	1,074	2,846
Remote	0	2,846
Total	1,196	2,846
0457187		
Vote Center	126	2,922
Vote by Mail	1,065	2,922
Remote	0	2,922
Total	1,191	2,922
0457189		
Vote Center	104	2,336
Vote by Mail	887	2,336
Remote	0	2,336
Total	991	2,336
0457192		
Vote Center	132	1,815
Vote by Mail	825	1,815
Remote	0	1,815
Total	957	1,815

Precinct	YES		NO		Total Votes
0457117					
Vote Center	21	21.00%	78	78.00%	99
Vote by Mail	414	43.26%	507	52.98%	921
Remote	0		0		0
Total	435	41.15%	585	55.35%	1,020
0457119					
Vote Center	14	24.56%	43	75.44%	57
Vote by Mail	145	49.83%	133	45.70%	278
Remote	0		0		0
Total	159	45.69%	176	50.57%	335
0457122					
Vote Center	47	38.52%	73	59.84%	120
Vote by Mail	462	43.02%	579	53.91%	1,041
Remote	0		0		0
Total	509	42.56%	652	54.52%	1,161
0457187					
Vote Center	22	17.46%	100	79.37%	122
Vote by Mail	416	39.06%	623	58.50%	1,039
Remote	0		0		0
Total	438	36.78%	723	60.71%	1,161
0457189					
Vote Center	21	20.19%	80	76.92%	101
Vote by Mail	394	44.42%	468	52.76%	862
Remote	0		0		0
Total	415	41.88%	548	55.30%	963
0457192					
Vote Center	46	34.85%	83	62.88%	129
Vote by Mail	360	43.64%	440	53.33%	800
Remote	0		0		0
Total	406	42.42%	523	54.65%	929

Precinct	Times Cast	Registered Voters
0457195		
Vote Center	32	550
Vote by Mail	244	550
Remote	0	550
Total	276	550
0457197		
Vote Center	7	59
Vote by Mail	26	59
Remote	0	59
Total	33	59
0457203		
Vote Center	141	2,355
Vote by Mail	857	2,355
Remote	0	2,355
Total	998	2,355
0457211		
Vote Center	72	1,350
Vote by Mail	519	1,350
Remote	0	1,350
Total	591	1,350
0457313		
Vote Center	79	2,235
Vote by Mail	736	2,235
Remote	0	2,235
Total	815	2,235
0457315		
Vote Center	149	2,637
Vote by Mail	925	2,637
Remote	0	2,637
Total	1,074	2,637

Precinct	YES		NO		Total Votes
0457195					
Vote Center	4	12.50%	27	84.38%	31
Vote by Mail	95	38.93%	146	59.84%	241
Remote	0		0		0
Total	99	35.87%	173	62.68%	272
0457197					
Vote Center	****	****	****	****	****
Vote by Mail	9	34.62%	15	57.69%	24
Remote	0		0		0
Total	11	33.33%	20	60.61%	31
0457203					
Vote Center	37	26.24%	96	68.09%	133
Vote by Mail	344	40.14%	492	57.41%	836
Remote	0		0		0
Total	381	38.18%	588	58.92%	969
0457211					
Vote Center	21	29.17%	49	68.06%	70
Vote by Mail	204	39.31%	300	57.80%	504
Remote	0		0		0
Total	225	38.07%	349	59.05%	574
0457313					
Vote Center	34	43.04%	41	51.90%	75
Vote by Mail	323	43.89%	377	51.22%	700
Remote	0		0		0
Total	357	43.80%	418	51.29%	775
0457315					
Vote Center	51	34.23%	92	61.74%	143
Vote by Mail	364	39.35%	523	56.54%	887
Remote	0		0		0
Total	415	38.64%	615	57.26%	1,030

Precinct	Times Cast	Registered Voters
0457399		
Vote Center	18	557
Vote by Mail	283	557
Remote	0	557
Total	301	557
0511258		
Vote Center	165	2,900
Vote by Mail	1,401	2,900
Remote	0	2,900
Total	1,566	2,900
0511579		
Vote Center	101	1,905
Vote by Mail	890	1,905
Remote	0	1,905
Total	991	1,905
0511601		
Vote Center	187	2,153
Vote by Mail	936	2,153
Remote	0	2,153
Total	1,123	2,153
0511605		
Vote Center	251	2,404
Vote by Mail	1,013	2,404
Remote	0	2,404
Total	1,264	2,404
0511611		
Vote Center	111	2,518
Vote by Mail	1,047	2,518
Remote	0	2,518
Total	1,158	2,518

Precinct	YES	NO	Total Votes
0457399			
Vote Center	1 5.56%	17 94.44%	18
Vote by Mail	114 40.28%	163 57.60%	277
Remote	0	0	0
Total	115 38.21%	180 59.80%	295
0511258			
Vote Center	22 13.33%	141 85.45%	163
Vote by Mail	427 30.48%	929 66.31%	1,356
Remote	0	0	0
Total	449 28.67%	1,070 68.33%	1,519
0511579			
Vote Center	17 16.83%	83 82.18%	100
Vote by Mail	286 32.13%	577 64.83%	863
Remote	0	0	0
Total	303 30.58%	660 66.60%	963
0511601			
Vote Center	29 15.51%	155 82.89%	184
Vote by Mail	259 27.67%	629 67.20%	888
Remote	0	0	0
Total	288 25.65%	784 69.81%	1,072
0511605			
Vote Center	62 24.70%	186 74.10%	248
Vote by Mail	311 30.70%	672 66.34%	983
Remote	0	0	0
Total	373 29.51%	858 67.88%	1,231
0511611			
Vote Center	48 43.24%	58 52.25%	106
Vote by Mail	532 50.81%	476 45.46%	1,008
Remote	0	0	0
Total	580 50.09%	534 46.11%	1,114

Precinct	Times Cast	Registered Voters
0511618		
Vote Center	224	2,723
Vote by Mail	1,128	2,723
Remote	0	2,723
Total	1,352	2,723
0511702		
Vote Center	5	91
Vote by Mail	35	91
Remote	0	91
Total	40	91
0511926		
Vote Center	182	2,687
Vote by Mail	1,054	2,687
Remote	0	2,687
Total	1,236	2,687
0511951		
Vote Center	143	2,028
Vote by Mail	629	2,028
Remote	0	2,028
Total	772	2,028
0511956		
Vote Center	6	625
Vote by Mail	246	625
Remote	0	625
Total	252	625
0511965		
Vote Center	13	671
Vote by Mail	319	671
Remote	0	671
Total	332	671

Precinct	YES		NO		Total Votes
0511618					
Vote Center	47	20.98%	171	76.34%	218
Vote by Mail	386	34.22%	705	62.50%	1,091
Remote	0		0		0
Total	433	32.03%	876	64.79%	1,309
0511702					
Vote Center	****	****	****	****	****
Vote by Mail	18	51.43%	17	48.57%	35
Remote	0		0		0
Total	20	50.00%	20	50.00%	40
0511926					
Vote Center	92	50.55%	82	45.05%	174
Vote by Mail	576	54.65%	431	40.89%	1,007
Remote	0		0		0
Total	668	54.05%	513	41.50%	1,181
0511951					
Vote Center	77	53.85%	64	44.76%	141
Vote by Mail	357	56.76%	255	40.54%	612
Remote	0		0		0
Total	434	56.22%	319	41.32%	753
0511956					
Vote Center	****	****	****	****	****
Vote by Mail	125	50.81%	117	47.56%	242
Remote	0		0		0
Total	130	51.59%	118	46.83%	248
0511965					
Vote Center	2	15.38%	11	84.62%	13
Vote by Mail	174	54.55%	137	42.95%	311
Remote	0		0		0
Total	176	53.01%	148	44.58%	324

Precinct	Times Cast	Registered Voters
0513001		
Vote Center	76	1,161
Vote by Mail	438	1,161
Remote	0	1,161
Total	514	1,161
0513002		
Vote Center	0	0
Vote by Mail	0	0
Remote	0	0
Total	0	0
0513003		
Vote Center	0	0
Vote by Mail	0	0
Remote	0	0
Total	0	0
0551241		
Vote Center		17
Vote by Mail		17
Remote		17
Total		17
0551251		
Vote Center	5	154
Vote by Mail	81	154
Remote	0	154
Total	86	154
0551267		
Vote Center		3
Vote by Mail		3
Remote		3
Total		3

Precinct	YES		NO		Total Votes
0513001					
Vote Center	9	11.84%	64	84.21%	73
Vote by Mail	189	43.15%	233	53.20%	422
Remote	0		0		0
Total	198	38.52%	297	57.78%	495
0513002					
Vote Center	0		0		0
Vote by Mail	0		0		0
Remote	0		0		0
Total	0		0		0
0513003					
Vote Center	0		0		0
Vote by Mail	0		0		0
Remote	0		0		0
Total	0		0		0
0551241					
Vote Center	****	****	****	****	****
Vote by Mail	****	****	****	****	****
Remote	0		0		0
Total	****	****	****	****	****
0551251					
Vote Center	****	****	****	****	****
Vote by Mail	21	25.93%	56	69.14%	77
Remote	0		0		0
Total	21	24.42%	61	70.93%	82
0551267					
Vote Center					
Vote by Mail					
Remote					
Total					

Precinct	Times Cast	Registered Voters
0551301		
Vote Center	121	2,483
Vote by Mail	1,377	2,483
Remote	0	2,483
Total	1,498	2,483
0551341		
Vote Center	135	2,865
Vote by Mail	1,459	2,865
Remote	0	2,865
Total	1,594	2,865
0551347		
Vote Center		2
Vote by Mail		2
Remote		2
Total		2
0551375		
Vote Center	7	124
Vote by Mail	68	124
Remote	0	124
Total	75	124
0551382		
Vote Center	129	2,924
Vote by Mail	1,292	2,924
Remote	0	2,924
Total	1,421	2,924
0551418		
Vote Center	10	129
Vote by Mail	63	129
Remote	0	129
Total	73	129

Precinct	YES		NO		Total Votes
0551301					
Vote Center	18	14.88%	100	82.64%	118
Vote by Mail	420	30.50%	932	67.68%	1,352
Remote	0		0		0
Total	438	29.24%	1,032	68.89%	1,470
0551341					
Vote Center	30	22.22%	101	74.81%	131
Vote by Mail	460	31.53%	960	65.80%	1,420
Remote	0		0		0
Total	490	30.74%	1,061	66.56%	1,551
0551347					
Vote Center	0		0		0
Vote by Mail	****	****	****	****	****
Remote	0		0		0
Total	****	****	****	****	****
0551375					
Vote Center	****	****	****	****	****
Vote by Mail	16	23.53%	51	75.00%	67
Remote	0		0		0
Total	16	21.33%	58	77.33%	74
0551382					
Vote Center	26	20.16%	101	78.29%	127
Vote by Mail	448	34.67%	808	62.54%	1,256
Remote	0		0		0
Total	474	33.36%	909	63.97%	1,383
0551418					
Vote Center	****	****	****	****	****
Vote by Mail	16	25.40%	43	68.25%	59
Remote	0		0		0
Total	16	21.92%	51	69.86%	67

Precinct	Times Cast	Registered Voters
0551429		
Vote Center	6	244
Vote by Mail	119	244
Remote	0	244
Total	125	244
0551473		
Vote Center	19	408
Vote by Mail	202	408
Remote	0	408
Total	221	408
0551476		
Vote Center	57	1,303
Vote by Mail	704	1,303
Remote	0	1,303
Total	761	1,303
0551501		
Vote Center	10	356
Vote by Mail	195	356
Remote	0	356
Total	205	356
0551503		
Vote Center		6
Vote by Mail		6
Remote		6
Total		6
0551504		
Vote Center	91	1,887
Vote by Mail	882	1,887
Remote	0	1,887
Total	973	1,887

Precinct	YES		NO		Total Votes
0551429					
Vote Center	****	****	****	****	****
Vote by Mail	31	26.05%	81	68.07%	112
Remote	0		0		0
Total	31	24.80%	87	69.60%	118
0551473					
Vote Center	4	21.05%	14	73.68%	18
Vote by Mail	72	35.64%	127	62.87%	199
Remote	0		0		0
Total	76	34.39%	141	63.80%	217
0551476					
Vote Center	10	17.54%	45	78.95%	55
Vote by Mail	220	31.25%	459	65.20%	679
Remote	0		0		0
Total	230	30.22%	504	66.23%	734
0551501					
Vote Center	****	****	****	****	****
Vote by Mail	59	30.26%	132	67.69%	191
Remote	0		0		0
Total	62	30.24%	139	67.80%	201
0551503					
Vote Center	0		0		0
Vote by Mail	****	****	****	****	****
Remote	0		0		0
Total	****	****	****	****	****
0551504					
Vote Center	27	29.67%	64	70.33%	91
Vote by Mail	323	36.62%	534	60.54%	857
Remote	0		0		0
Total	350	35.97%	598	61.46%	948

Precinct	Times Cast	Registered Voters
0551507		
Vote Center	173	3,735
Vote by Mail	1,896	3,735
Remote	0	3,735
Total	2,069	3,735
0551537		
Vote Center	135	2,885
Vote by Mail	1,616	2,885
Remote	0	2,885
Total	1,751	2,885
0551553		
Vote Center	249	2,863
Vote by Mail	1,396	2,863
Remote	0	2,863
Total	1,645	2,863
0551564		
Vote Center	14	276
Vote by Mail	138	276
Remote	0	276
Total	152	276
0551574		
Vote Center	49	582
Vote by Mail	280	582
Remote	0	582
Total	329	582
0551585		
Vote Center	20	247
Vote by Mail	131	247
Remote	0	247
Total	151	247

Precinct	YES	NO	Total Votes
0551507			
Vote Center	56 32.37%	115 66.47%	171
Vote by Mail	649 34.23%	1,187 62.61%	1,836
Remote	0	0	0
Total	705 34.07%	1,302 62.93%	2,007
0551537			
Vote Center	29 21.48%	100 74.07%	129
Vote by Mail	523 32.36%	1,033 63.92%	1,556
Remote	0	0	0
Total	552 31.52%	1,133 64.71%	1,685
0551553			
Vote Center	41 16.47%	198 79.52%	239
Vote by Mail	492 35.24%	863 61.82%	1,355
Remote	0	0	0
Total	533 32.40%	1,061 64.50%	1,594
0551564			
Vote Center	2 14.29%	12 85.71%	14
Vote by Mail	38 27.54%	92 66.67%	130
Remote	0	0	0
Total	40 26.32%	104 68.42%	144
0551574			
Vote Center	14 28.57%	34 69.39%	48
Vote by Mail	101 36.07%	174 62.14%	275
Remote	0	0	0
Total	115 34.95%	208 63.22%	323
0551585			
Vote Center	3 15.00%	16 80.00%	19
Vote by Mail	55 41.98%	68 51.91%	123
Remote	0	0	0
Total	58 38.41%	84 55.63%	142

Precinct	Times Cast	Registered Voters
0551591		
Vote Center	3	24
Vote by Mail	12	24
Remote	0	24
Total	15	24
0552001		
Vote Center	75	1,647
Vote by Mail	1,004	1,647
Remote	0	1,647
Total	1,079	1,647
0552003		
Vote Center	104	1,707
Vote by Mail	908	1,707
Remote	0	1,707
Total	1,012	1,707
0552005		
Vote Center	142	2,787
Vote by Mail	1,262	2,787
Remote	0	2,787
Total	1,404	2,787
0552012		
Vote Center	132	2,697
Vote by Mail	1,173	2,697
Remote	0	2,697
Total	1,305	2,697
0552019		
Vote Center	21	567
Vote by Mail	296	567
Remote	0	567
Total	317	567

Precinct	YES		NO		Total Votes
0551591					
Vote Center	****	****	****	****	****
Vote by Mail	5	41.67%	7	58.33%	12
Remote	0		0		0
Total	5	33.33%	10	66.67%	15
0552001					
Vote Center	20	26.67%	54	72.00%	74
Vote by Mail	367	36.55%	613	61.06%	980
Remote	0		0		0
Total	387	35.87%	667	61.82%	1,054
0552003					
Vote Center	26	25.00%	74	71.15%	100
Vote by Mail	381	41.96%	505	55.62%	886
Remote	0		0		0
Total	407	40.22%	579	57.21%	986
0552005					
Vote Center	39	27.46%	99	69.72%	138
Vote by Mail	560	44.37%	656	51.98%	1,216
Remote	0		0		0
Total	599	42.66%	755	53.77%	1,354
0552012					
Vote Center	35	26.52%	89	67.42%	124
Vote by Mail	563	48.00%	563	48.00%	1,126
Remote	0		0		0
Total	598	45.82%	652	49.96%	1,250
0552019					
Vote Center	8	38.10%	13	61.90%	21
Vote by Mail	115	38.85%	173	58.45%	288
Remote	0		0		0
Total	123	38.80%	186	58.68%	309

Precinct	Times Cast	Registered Voters
0552020		
Vote Center	17	352
Vote by Mail	194	352
Remote	0	352
Total	211	352
0552023		
Vote Center		4
Vote by Mail		4
Remote		4
Total		4
0552028		
Vote Center		24
Vote by Mail		24
Remote		24
Total		24
Placer County - Total	135,869	281,148
Cumulative		
Cumulative		
Vote Center	0	0
Vote by Mail	0	0
Remote	0	0
Total	0	0
Cumulative - Total	0	0
County - Total	135,869	281,148

Precinct	YES	NO	Total Votes
0552020			
Vote Center	5 29.41%	12 70.59%	17
Vote by Mail	78 40.21%	111 57.22%	189
Remote	0	0	0
Total	83 39.34%	123 58.29%	206
0552023			
Vote Center			
Vote by Mail			
Remote			
Total			
0552028			
Vote Center	****	****	****
Vote by Mail	****	****	****
Remote	0	0	0
Total	****	****	****
Placer County - Total	50,043 36.83%	81,456 59.95%	131,499
Cumulative			
Cumulative			
Vote Center	0	0	0
Vote by Mail	0	0	0
Remote	0	0	0
Total	0	0	0
Cumulative - Total	0	0	0
County - Total	50,043 36.83%	81,456 59.95%	131,499

MEASURE A (Vote for 1) **** - *Insufficient Turnout to Protect Voter Privacy*

Precinct	Times Cast	Registered Voters
County		
Placer County		
0355001		
Vote Center	226	2,721
Vote by Mail	1,158	2,721
Remote	0	2,721
Total	1,384	2,721
0355008		
Vote Center	177	2,205
Vote by Mail	992	2,205
Remote	0	2,205
Total	1,169	2,205
Placer County - Total	2,553	4,926
Cumulative		
Cumulative		
Vote Center	0	0
Vote by Mail	0	0
Remote	0	0
Total	0	0
Cumulative - Total	0	0
County - Total	2,553	4,926

Precinct	YES		NO		Total Votes
County					
Placer County					
0355001					
Vote Center	86	38.05%	119	52.65%	205
Vote by Mail	541	46.72%	518	44.73%	1,059
Remote	0		0		0
Total	627	45.30%	637	46.03%	1,264
0355008					
Vote Center	68	38.42%	92	51.98%	160
Vote by Mail	484	48.79%	443	44.66%	927
Remote	0		0		0
Total	552	47.22%	535	45.77%	1,087
Placer County - Total	1,179	46.18%	1,172	45.91%	2,351
Cumulative					
Cumulative					
Vote Center	0		0		0
Vote by Mail	0		0		0
Remote	0		0		0
Total	0		0		0
Cumulative - Total	0		0		0
County - Total	1,179	46.18%	1,172	45.91%	2,351